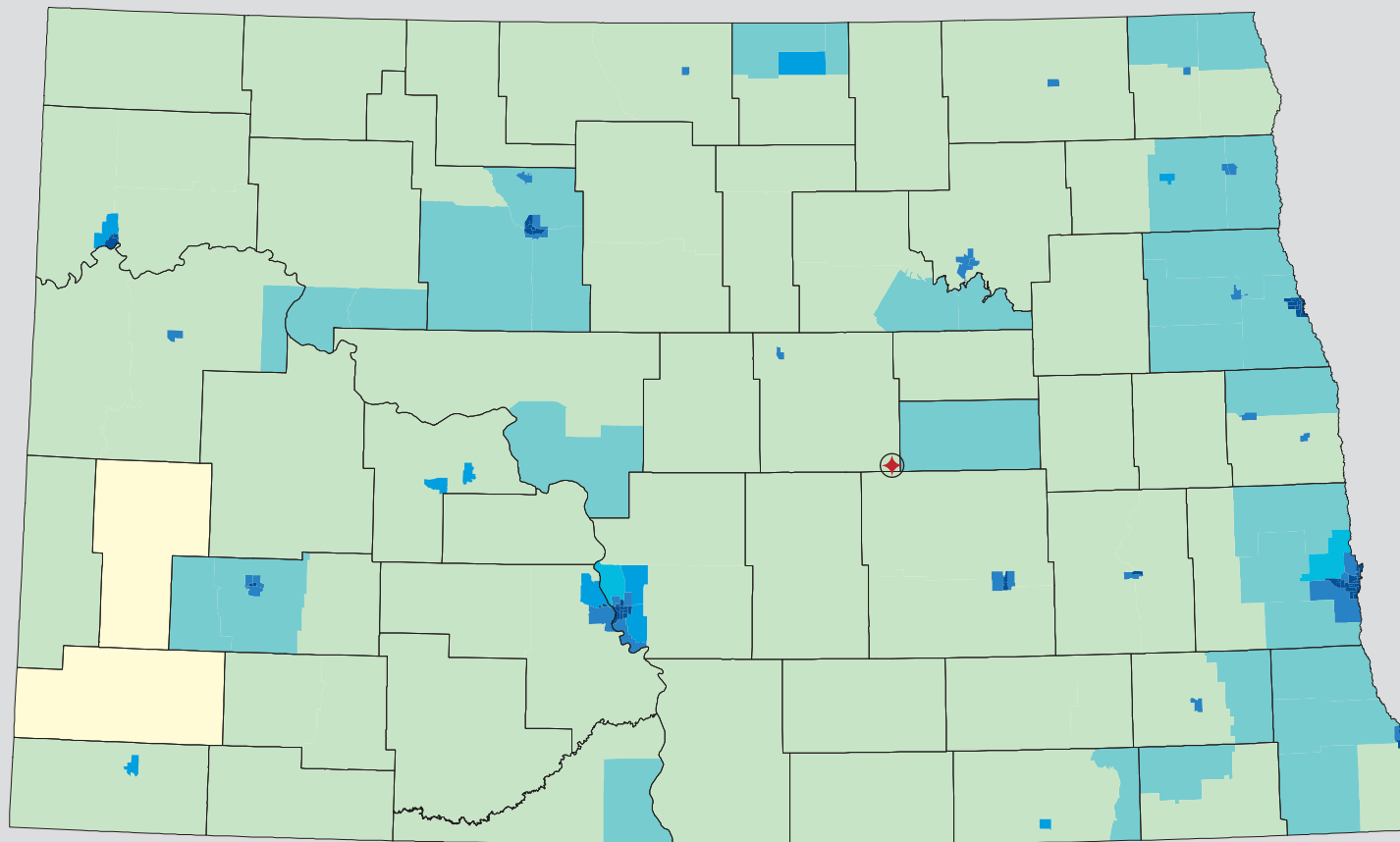


2010 Census: North Dakota Profile

Population Density by Census Tract

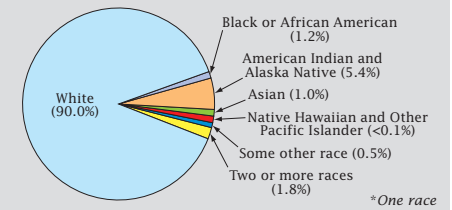


North Dakota Population 1970 to 2010

2010	672,591
2000	642,200
1990	638,800
1980	652,717
1970	617,761

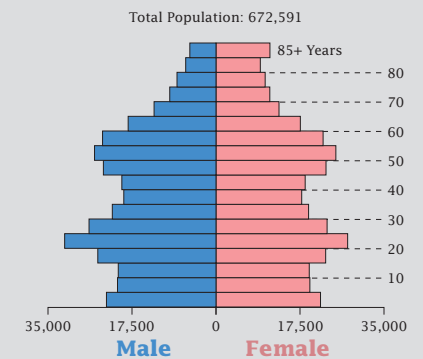
United States™
Census
Bureau

State Race* Breakdown



Hispanic or Latino (of any race)
makes up **2.0%** of the state population.

Population by Sex and Age



Housing Tenure

Total Occupied Housing Units:
281,192

65.4% Owner Occupied 34.6% Renter Occupied

Average Household Size
of Owner-Occupied Units:
2.48 people

Average Household Size
of Renter-Occupied Units:
1.96 people

People per Square Mile by Census Tract

