

**FY2024 Draft
North Dakota
Consolidated Annual Performance
Evaluation Report (CAPER)
July 1, 2024 – June 30, 2025**

Prepared By



**711 (TTY or Voice) | 800-435-8590 (Espanol)
Contact Person: Maria Effertz-Hanson**

This recipient does not discriminate in admission or access to, or treatment or employment in, its federally assisted programs and activities. Individuals who require accommodations including translated documents, an alternate format, or to request a copy of the plan may contact the Department of Commerce, Section 504 Coordinator.

Section 504 Coordinator:

*Tonya Forderer
dcsc@nd.gov (email)
701-328-5300 (phone)
711 (TTY or voice)
800-435-8590 (Spanish)*



Contents

CR-05 - Goals and Outcomes	2
CR-10 - Racial and Ethnic composition of families assisted	9
CR-15 - Resources and Investments 91.520(a)	11
CR-20 - Affordable Housing 91.520(b)	17
CR-25 - Homeless and Other Special Needs 91.220(d, e); 91.320(d, e); 91.520(c)	19
CR-30 - Public Housing 91.220(h); 91.320(j)	22
CR-35 - Other Actions 91.220(j)-(k); 91.320(i)-(j).....	23
CR-40 - Monitoring 91.220 and 91.230.....	27
CR-45 - CDBG 91.520(c)	29
CR-50 - HOME 24 CFR 91.520(d).....	31
CR-56 - HTF 91.520(h)	33
CR-58 – Section 3	34

CR-05 - Goals and Outcomes

Progress the jurisdiction has made in carrying out its strategic plan and its action plan. 91.520(a)

This could be an overview that includes major initiatives and highlights that were proposed and executed throughout the program year.

Increase Access to Affordable Housing A total of \$106,509 in CDBG funds were expended to rehab 8 multi-family units. These units were in low to moderate income buildings. The units were rehabbed to be decent, safe, along with ADA accessibility. \$217,996.31 in ESG Federal dollars assisted 203 households with housing relocation and stabilization, and tenant-based rental assistance. NDHFA conditionally committed \$2,020,915.65 in HOME and \$3,048,816.26 in HTF awards to three new multi-family rental production projects in September 2024. During the program year, a total of \$6,433,618.82 was expended for HOME and \$7,088,068.01 for Housing Trust fund on housing activities. A total of 5 units were completed under the HOME Homeowner Rehabilitation program through Community Action Agencies. A total of 5 units were completed under the HOME Community Land Trust Housing Assistance Program (HOME CHAP). Three multi-family projects were fully completed under the HOME program, Prairie Ridge Residences 120 units (11 HOME Assisted), a new construction, senior complex located in Fargo, ND; Century View Apartments, 40 units (10 HOME-assisted) a new construction, general occupancy located in Bismarck; and Lantern Light a 23 units (23 Home-Assisted) substantial rehabilitation, permanent supportive housing for victims of domestic violence. One project was fully completed under the Housing Trust Fund program, Lantern Light, 23 units (9 HTF assisted).

Support Efforts to Combat Homelessness In FY24 a total of \$849,818.31 ESG federal and State Funds were used to support tenant based rental assistance, shelter operations, homeless prevention, rapid re-housing, street outreach, and HMIS activities. The total dollar amount includes previous year's funding carry over of \$50,000 federal FY23 and state funds of \$384,085. With the combined Federal, State, and previous year's funding carry over, ESG \$364,469 and assisted 186 households/488 persons with rapid rehousing and homeless prevention tenant based rental assistance, utilities, and security deposits, \$339,181 for overnight shelter, assisting 987 persons, \$109,867 to pay the costs of participating in the Homeless Management Information System (HMIS), \$89,224.79 for administration.

Support Public Facilities and Services The State continued to inform units of local governments on ways they could use CDBG funding to support public facilities and services. For the past year, this type of funding did not seem like a high need in the low to moderate communities as no

applications were received during the open funding round.

Encourage Economic Development This goal provides employment opportunities for low-and-moderate income people and promotes businesses in the State. No economic development projects were assisted in FY24.

Enhance Local Public Infrastructure and Planning This goal funds infrastructure, such as, but not limited to water systems, streets, sidewalks, and other vital public facilities. A total of \$3,268,841 of CDBG funding helped 17 cities throughout the State in various public infrastructure projects. The majority of these projects were water and sewer improvements. Various other projects included lift station repairs and ADA accessibility.

Comparison of the proposed versus actual outcomes for each outcome measure submitted with the consolidated plan and explain, if applicable, why progress was not made toward meeting goals and objectives. 91.520(g)

Categories, priority levels, funding sources and amounts, outcomes/objectives, goal outcome indicators, units of measure, targets, actual outcomes/outputs, and percentage completed for each of the grantee's program year goals.

Goal	Category	Source / Amount	Indicator	Unit of Measure	Expected – Strategic Plan	Actual – Strategic Plan	Percent Complete	Expected – Program Year	Actual – Program Year	Percent Complete
Encourage Economic Development	Non-Housing Community Development	CDBG: \$	Businesses assisted	Businesses Assisted	300	18	6.00%	5	0	0.00%
Enhance Local Public Infrastructure and Planning	Non-Housing Community Development	CDBG: \$	Public Facility or Infrastructure Activities other than Low/Moderate Income Housing Benefit	Persons Assisted	50000	77653	155.31%	7500	38403	512.04%

Enhance Local Public Infrastructure and Planning	Non-Housing Community Development	CDBG: \$	Other	Other	5	1	20.00%			
Increase Access to Affordable Housing	Affordable Housing	CDBG: \$ / HOME: \$ / HTF: \$	Rental units constructed	Household Housing Unit	150	105	70.00%	40	21	52.50%
Increase Access to Affordable Housing	Affordable Housing	CDBG: \$ / HOME: \$ / HTF: \$	Rental units rehabilitated	Household Housing Unit	500	386	77.20%	125	31	24.80%
Increase Access to Affordable Housing	Affordable Housing	CDBG: \$ / HOME: \$ / HTF: \$	Homeowner Housing Added	Household Housing Unit	0	0		0		
Increase Access to Affordable Housing	Affordable Housing	CDBG: \$ / HOME: \$ / HTF: \$	Homeowner Housing Rehabilitated	Household Housing Unit	150	82	54.67%	30	5	16.67%
Increase Access to Affordable Housing	Affordable Housing	CDBG: \$ / HOME: \$ / HTF: \$	Direct Financial Assistance to Homebuyers	Households Assisted	100	5	5.00%	20	5	25.00%

Increase Access to Affordable Housing	Affordable Housing	CDBG: \$ / HOME: \$ / HTF: \$	Housing for Homeless added	Household Housing Unit	0	23		0	23	
Support Efforts to Combat Homelessness	Homeless	ESG: \$	Tenant-based rental assistance / Rapid Rehousing	Households Assisted	2500	339	13.56%	200	41	20.50%
Support Efforts to Combat Homelessness	Homeless	ESG: \$	Homeless Person Overnight Shelter	Persons Assisted	200000	11735	5.87%	3500	987	28.20%
Support Efforts to Combat Homelessness	Homeless	ESG: \$	Overnight/Emergency Shelter/Transitional Housing Beds added	Beds	20	0	0.00%	4	0	0.00%
Support Efforts to Combat Homelessness	Homeless	ESG: \$	Homelessness Prevention	Persons Assisted	10000	1818	18.18%	250	431	172.40%
Support Public Facilities and Services	Non-Homeless Special Needs	CDBG: \$	Public Facility or Infrastructure Activities other than Low/Moderate Income Housing Benefit	Persons Assisted	75000	875	1.17%	2000	0	0.00%
Support Public Facilities and Services	Non-Homeless Special Needs	CDBG: \$	Public service activities other than Low/Moderate Income Housing Benefit	Persons Assisted	2000	0	0.00%	200	0	0.00%

Table 1 - Accomplishments – Program Year & Strategic Plan to Date

Table 2 - Accomplishments - Strategic Plan to Date								
Goal	Category	Funding		Outcome				
Encourage Economic Development	Non-Housing Community Development	Source	Amount	Indicator	Expected	Actual	Unit of Measure	Percent complete
		CDBG	\$7,983,516.00	Businesses assisted			Businesses Assisted	%
Enhance Local Public Infrastructure and Planning	Non-Housing Community Development	Source	Amount	Indicator	Expected	Actual	Unit of Measure	Percent complete
		CDBG	\$1,995,879.00	Public Facility or Infrastructure Activities other than Low/Moderate Income Housing Benefit	50,000	77,653	Persons Assisted	155.31%
				Other	5	1	Other	20%
Increase Access to Affordable Housing	Affordable Housing	Source	Amount	Indicator	Expected	Actual	Unit of Measure	Percent complete
		CDBG	\$1,995,879.00	Rental units constructed	150	105	Household Housing Unit	70.00%
		HOME	\$15,000,000.00	Rental units rehabilitated	500	386	Household Housing Unit	77.20%
		HTF	\$15,000,000.00	Homeowner Housing Added	0	0	Household Housing Unit	0%
				Homeowner Housing Rehabilitated	150	81	Household Housing Unit	54.00%
				Direct Financial Assistance to Homebuyers	100	5	Households Assisted	5%

			Housing for Homeless added	0	23	Household Housing Unit	%	
Support Efforts to Combat Homelessness	Homeless			Indicator	Expected	Actual	Unit of Measure	Percent complete
				Tenant-based rental assistance / Rapid Rehousing	2500	362	Households Assisted	14.48%
				Homeless Person Overnight Shelter	200000	11735	Persons Assisted	5.87%
				Overnight/Emergency Shelter/Transitional Housing Beds added	20	40	Beds	200.00%
				Homelessness Prevention	10000	1818	Persons Assisted	18.18%
		Source	Amount	ESG	\$2,422,070.00			
Support Public Facilities and Services	Non-Homeless Special Needs			Indicator	Expected	Actual	Unit of Measure	Percent complete
				Public Facility or Infrastructure Activities other than Low/Moderate Income Housing Benefit	75000	875	Persons Assisted	1.17%
				Public service activities other than Low/Moderate Income Housing Benefit	2000	0	Persons Assisted	0.00%
		Source	Amount	CDBG	\$7,983,516.00			

Table 2- Accomplishments –Strategic Plan to Date

Assess how the jurisdiction’s use of funds, particularly CDBG, addresses the priorities and specific objectives identified in the plan, giving special attention to the highest priority activities identified.

CDBG priorities identified in the annual action plan for 2024 funded \$3,268,841 assisting 38,449 persons by enhancing local public infrastructure

and \$106,509 assisting 8 units by rehabbing multi-family structures. The State did not meet all the one-year goals for the program year. The shortfall can be attributed to the unrealistic numbers in the Con Plan. The State has set a priority to develop new policy and procedures which includes funding fewer larger projects to ensure compliance and administrative efficiencies.

The State's use of HOME and HTF funds continues to make progress on increasing access to affordable housing. Currently there are four projects with HTF commitments and four projects with HOME commitments underway. When completed, these projects will generate 224 new or rehabilitated units, of which 98 will be considered HTF or HOME assisted. Labor shortages, inflation, and interest rates continue to strain progress on project completion; however, all projects are moving forward. Homeowner rehabilitation is funded through the local community action agencies. Three agencies have financial awards and are working on using the program. Homebuyer downpayment assistance funding was awarded to the Grand Forks Community Land Trust and Minot Community Land Trust.

ESG Funds met annual goals for homeless prevention assistance but did not meet goals for emergency shelter and rapid rehousing funding. The state continues to focus on increasing use and the efficiencies of coordinated entry as the referral system is named the top barrier of organizations expending funds for rapid rehousing.

CR-10 - Racial and Ethnic composition of families assisted

Describe the families assisted (including the racial and ethnic status of families assisted).

91.520(a)

	CDBG	HOME	HTF
White	27,505	33	9
Black or African American	194	7	3
Asian	138	2	1
American Indian or American Native	8,869	6	4
Native Hawaiian or Other Pacific Islander	20	0	0
Total	36,726	48	17
Hispanic	545	0	0
Not Hispanic	37,912	54	23

Describe the clients assisted (including the racial and/or ethnicity of clients assisted with ESG)

	HESG
American Indian, Alaska Native, or Indigenous	241
Asian or Asian American	6
Black, African American, or African	330
Hispanic/Latina/e/o	93
Middle Eastern or North African	8
Native Hawaiian or Pacific Islander	5
White	503
Multiracial	280
Client doesn't know	6
Client prefers not to answer	0
Data not collected	3
Total	1,475

Table 2 – Table of assistance to racial and ethnic populations by source of funds

Narrative

The above chart captures the race and ethnicity of families assisted within various programs.

The CDBG program had additional races that did not fall within the chart above, but were reported throughout the program year. Total for CDBG is 38,457. Additional races:

- American Indian/Alaskan Native & Black/African America - 57
- American Indian/Alaskan Native & White - 230
- Black/African American/White - 7
- Other/Multi-Racial – 1,425
- Asian-White - 12

HOME Program data collected includes 6 additional households reported race as other/multiracial. In addition to racial information identified above for the assisted households, 34 households were single-female head of household.

HTF Program Data collected includes 4 additional households that reported race as other/multiracial and 20 reported as single female-head of household.

CDBG program additional data collected included 3,612 female-headed households, 6,707 elderly persons, and 8631 persons identified a disability status.

Household Data: Disability Status

HOME- 10 households that identify as having a member with a disability.

HTF- 0 households identify as having a household member with a disability.

ESG- 1073 persons identify as having a disability

CR-15 - Resources and Investments 91.520(a)

Identify the resources made available

Source of Funds	Source	Resources Made Available	Amount Expended During Program Year
CDBG	public - federal	7,078,492	2,437,136
HOME	public - federal	3,697,504	6,433,618
ESG	public - federal	534,085	515,683
HTF	public - federal	3,168,771	7,088,068

Table 3 - Resources Made Available

Narrative

For FY2024, the State held the CDBG scoring and ranking at the state level. Any unit of local government, except entitlement areas, was allowed to apply for housing, public facilities, or public services while meeting a national objective of low to moderate income. There was a committee made up of various individuals that have diverse knowledge of housing, public facilities, and community development. No economic development projects were applied for during FY2024. Post Covid-19, businesses throughout North Dakota struggle to hire and retain employees. \$3,070,765 was obligated to projects during the FY24 CDBG open funding round. Ten percent of FY2024 was set aside for amendments. Numerous projects needed additional funding due to increased costs.

HOME expenditures include construction draws for Lantern Light, Fargo; Prairie Ridge Residences, Fargo; Century View, Bismarck; Jewel City I, Rolla; Nex Senior Apartments, Fargo; Homeowner Rehab projects, Homebuyer down payment assistance, CHDO Operating and Administration. HTF Expenditures construction draws for Lashkowitz Riverfront Four, Fargo, Lantern Light, Fargo, Dakota II Redevelopment, Bismarck, Nex Senior Apartments, Fargo, and administration.

NDHFA made two conditional commitments of \$2,020,915 million HOME during the September 2024 application round. An acquisition rehab in Dickinson and a rehab in Rolla. One HTF conditional commitment was made to for \$3,048,816 for a new construction project in Minot.

ESG: A total of \$465,683.31 in FY2024 Federal Funds, \$50,000 FY2023 ESG Federal funds, and \$437,109.79 State ESG funds were expended for the year. With the combined Federal, State, and previous year's funding carry over, ESG \$364,469 and assisted 186 households/488 persons with rapid rehousing and homeless prevention tenant based rental assistance, utilities, and security deposits, \$339,181 for overnight shelter, assisting 987 persons, \$109,867 to pay the costs of participating in the Homeless Management Information System (HMIS), \$89,224.79 for administration.

Identify the geographic distribution and location of investments

Target Area	Planned Percentage of Allocation	Actual Percentage of Allocation	Narrative Description
LMI Areas			LMI Areas
Statewide	100		Funds are available statewide.

Table 4 – Identify the geographic distribution and location of investments**Narrative**

The CDBG program allowed projects statewide. CDBG does not allow the four entitlement areas to apply for funding as they are ineligible per HUD regulations. This is the City of Fargo, the City of Grand Forks, City of Minot, and the City of Bismarck.

HOME and HTF funding is available statewide, however a majority of the funds are awarded in the larger urban communities. Expenditures for FY24 were in Rolla, Fargo, Bismarck, Grand Forks, and Devils Lake.

FY2024 Conditional commitments awarded for HOME and HTF include communities of Dickinson, Rolla, and Minot.

ESG Funding was made available statewide, but subrecipients approved were located in Bismarck, Dickinson, Fargo, and Grand Forks.

Leveraging

Explain how federal funds leveraged additional resources (private, state and local funds), including a description of how matching requirements were satisfied, as well as how any publicly owned land or property located within the jurisdiction that were used to address the needs identified in the plan.

CDBG projects are funded on publicly owned land such as lagoons, lift stations, water and sewer system improvements. Applications for CDBG FY2024 were submitted to the state for scoring and ranking. Match is not a requirement; however, if the project is not fully funded other funding sources will need to be utilized. The State's program does not fund engineering costs or contingency costs. If applicants had those costs, they did need to find other sources of funding to cover them. Based on the past few years, the no match requirement helps smaller communities with limited funds in their local budget. This is evaluated yearly during the annual action plan.

For HOME, multifamily rental projects are awarded on a competitive basis. Points are awarded to projects that demonstrate leveraging by reducing the amount of HOME funds needed for each HOME assisted unit. In addition, points are awarded for projects that can demonstrate support from local sources including local government and private sources. For federal fiscal year 2024 (October 1, 2023-September 30, 2024) HOME match liability requirements were \$1,778,903.65 Match contributions include non-federal cash and bond financing. HOME Match report is attached.

ESG required match includes \$384,085 state appropriation allocated to recipients as ESG match. These funds were expended on emergency shelter operations, essential services, rapid rehousing, homeless prevention, and HMIS components. Additionally, \$52,924.79 cash was expended on NDHFA administrative costs in addition to the federal administration allowance.

Fiscal Year Summary – HOME Match	
1. Excess match from prior Federal fiscal year	22,410,169
2. Match contributed during current Federal fiscal year	1,736,453
3. Total match available for current Federal fiscal year (Line 1 plus Line 2)	24,146,622
4. Match liability for current Federal fiscal year	1,778,904
5. Excess match carried over to next Federal fiscal year (Line 3 minus Line 4)	22,367,718

Table 5 – Fiscal Year Summary - HOME Match Report

Match Contribution for the Federal Fiscal Year								
Project No. or Other ID	Date of Contribution	Cash (non-Federal sources)	Foregone Taxes, Fees, Charges	Appraised Land/Real Property	Required Infrastructure	Site Preparation, Construction Materials, Donated labor	Bond Financing	Total Match
10150	12/21/2023	869,519	0	0	0	0	0	0
10167	06/14/2024	422,209	0	0	0	0	0	0

Table 6 – Match Contribution for the Federal Fiscal Year

HOME MBE/WBE report

Program Income – Enter the program amounts for the reporting period				
Balance on hand at begin-ning of reporting period \$	Amount received during reporting period \$	Total amount expended during reporting period \$	Amount expended for TBRA \$	Balance on hand at end of reporting period \$
204,281	286,101	133,365	0	357,017

Table 7 – Program Income

Minority Business Enterprises and Women Business Enterprises – Indicate the number and dollar value of contracts for HOME projects completed during the reporting period						
	Total	Minority Business Enterprises				White Non-Hispanic
		Alaskan Native or American Indian	Asian or Pacific Islander	Black Non-Hispanic	Hispanic	
Contracts						
Dollar Amount	23,399,166	0	0	0	0	23,399,166
Number	20	0	0	0	0	20
Sub-Contracts						
Number	123	1	0	0	3	119
Dollar Amount	24,738,605	440	0	0	1,256,329	23,481,836
	Total	Women Business Enterprises	Male			
Contracts						
Dollar Amount	35,327,041	0	35,327,041			
Number	26	0	26			
Sub-Contracts						
Number	147	15	132			
Dollar Amount	6,766,055	1,010,460	5,755,595			

Table 8 - Minority Business and Women Business Enterprises

Minority Owners of Rental Property – Indicate the number of HOME assisted rental property owners and the total amount of HOME funds in these rental properties assisted						
	Total	Minority Property Owners				White Non-Hispanic
		Alaskan Native or American Indian	Asian or Pacific Islander	Black Non-Hispanic	Hispanic	
Number	0	0	0	0	0	0
Dollar Amount	0	0	0	0	0	0

Table 9 – Minority Owners of Rental Property

Relocation and Real Property Acquisition – Indicate the number of persons displaced, the cost of relocation payments, the number of parcels acquired, and the cost of acquisition						
Parcels Acquired		0		0		
Businesses Displaced		0		0		
Nonprofit Organizations Displaced		0		0		
Households Temporarily Relocated, not Displaced		8		40,552		
Households Displaced	Total	Minority Property Enterprises				White Non-Hispanic
		Alaskan Native or American Indian	Asian or Pacific Islander	Black Non-Hispanic	Hispanic	
Number	0	0	0	0	0	0
Cost	0	0	0	0	0	0

Table 10 – Relocation and Real Property Acquisition

CR-20 - Affordable Housing 91.520(b)

Evaluation of the jurisdiction's progress in providing affordable housing, including the number and types of families served, the number of extremely low-income, low-income, moderate-income, and middle-income persons served.

	One-Year Goal	Actual
Number of Homeless households to be provided affordable housing units	16	23
Number of Non-Homeless households to be provided affordable housing units	135	31
Number of Special-Needs households to be provided affordable housing units	17	0
Total	168	54

Table 11 – Number of Households

	One-Year Goal	Actual
Number of households supported through Rental Assistance	0	0
Number of households supported through The Production of New Units	40	21
Number of households supported through Rehab of Existing Units	128	28
Number of households supported through Acquisition of Existing Units	0	5
Total	168	54

Table 12 – Number of Households Supported

Discuss the difference between goals and outcomes and problems encountered in meeting these goals.

Project completion timelines continue to be behind schedule. Updates to the rehab standards for single-family rehab, including radon mitigation requirements, has slowed projects. Multifamily construction bids continue to be higher than estimates slowing timelines as projects value engineer and find additional resources. During the 2024 program year, HOME units include five homeowner rehab projects, five homeowner downpayment assistance projects, two multifamily, new construction and one substantial rehabilitation. One HTF project was completed for 23 HTF-assisted units. Several factors have

contributed to not meeting annual performance goals including inflationary cost increases, labor shortages, and material delays. Currently there are seven (7) HOME and HTF multifamily projects under construction, those funded by the HOME program which will equate to a total of 28 additional HOME-assisted units, and 70 HTF-assisted units, totaling 98 units that meet the affordable housing definition under 91.520.

Discuss how these outcomes will impact future annual action plans.

Overall, the State is allocating and expending funds timely for HOME and HTF and projects are being completed. Increased costs and inflation have reduced the impact of federal funds. The next consolidated planning process will have re-evaluated estimates.

Include the number of extremely low-income, low-income, and moderate-income persons served by each activity where information on income by family size is required to determine the eligibility of the activity.

Number of Households Served	CDBG Actual	HOME Actual	HTF Actual
Extremely Low-income	0	32	23
Low-income	0	15	
Moderate-income	0	7	
Total	0	54	

Table 13 – Number of Households Served

Narrative Information

A total of 54 HOME-assisted units were completed in FY2024. There was 1 HTF-assisted project completed/23 HTF-assisted units.

CR-25 - Homeless and Other Special Needs 91.220(d, e); 91.320(d, e); 91.520(c)

Evaluate the jurisdiction's progress in meeting its specific objectives for reducing and ending homelessness through:

Reaching out to homeless persons (especially unsheltered persons) and assessing their individual needs

The State in partnership with the Continuum of Care developed the Written Standards for Emergency Solutions Grant and Continuum of Care Programs and establishes the Coordinated Entry (CE) system which is called the Coordinated Access, Referral, Entry and Stabilization (CARES) System to centralize and coordinate program participant intake, assessment, and provision of referrals. This establishes the procedures organizations who are funded street outreach, emergency shelter, or rapid rehousing dollars should be utilizing to assess the individual needs of the individuals who are seeking services. This coordinated effort helps to create system standards that any individual who is trying to access assistance in any region of ND will receive the same type of assessment and coordination of services and referrals. The State in Partnership and support of the CoC continues to make improvements on the CARES system. In 2024, a new CARES Housing Prioritization Tool was developed to replace the VI-SPDAT and is used to assess individuals accessing transitional housing, rapid rehousing, or permanent supportive housing.

State provided emergency shelter and street outreach funds through the ND Homeless Grant and ESG. NDHG Expenditures \$631,565.23 for emergency shelter operations and \$107,045.51 for essential services to supplement ESG funding.

Barriers to progress on implementation of the new tools and CARES inadequate funding for homeless programs including shelter operations, essential services, rapid rehousing and homeless prevention. The state uses ND Homeless Grant to supplement federal funding for these activities, but programs are oversubscribed annually. Additionally, providers cite need for more staffing to better address and assess needs of individuals.

Addressing the emergency shelter and transitional housing needs of homeless persons

In addition to ESG federal and state funding, North Dakota provides state funding through the ND Homeless Grant which may be used to support emergency shelter and transitional housing needs.

A total of \$159,674 federal ESG funds, \$179,634.74 state ESG match were expended for emergency shelter/essential services. In addition, a total of \$738,610.74 of ND homeless grant supported emergency shelter operations and essential services.

ESG and NDHG funds are primarily used to fund shelter operations whereas case management and staffing costs are supported by various private funds. Emergency shelter operators have indicated that barriers to addressing the needs of homeless individuals in shelter and transitional housing includes lack of consistent funding and staffing shortages. In addition, lack of available affordable housing options has been identified as barriers to exit.

The State is working with local shelters to identify additional sources of funding to supplement gaps in federal funding.

Helping low-income individuals and families avoid becoming homeless, especially extremely low-income individuals and families and those who are: likely to become homeless after being discharged from publicly funded institutions and systems of care (such as health care facilities, mental health facilities, foster care and other youth facilities, and corrections programs and institutions); and, receiving assistance from public or private agencies that address housing, health, social services, employment, education, or youth needs

ESG and NDHG are made available for rapid re-housing and homeless prevention activities to both shorten and prevent incidents of homelessness.

In addition to ESG funds, the North Dakota Homeless Grant (NDHG) eligible components include rapid rehousing and homeless prevention, and CoC grant funds rapid rehousing and permanent supportive housing projects. Community Action Partnership of ND utilizes the Supportive Services for Veteran Families (SSVF) program. The goal of SSVF is promoting housing stability among very low-income veteran families who reside in or are transitioning to permanent housing.

ESG and ESG State funds assisted 431persons/145 households by providing relocation and stabilization assistance and rental assistance to prevent an individual or household from becoming homeless, for a total of \$299,451.87 expended under homeless prevention component activities. Additionally, a total of \$157,009.28 in state NDHG funds were provided for similar activities.

Discharged Persons From Public Institutions

ND CoC and ESG Discharge Policy requires regular communication with publicly funded institutions and systems of care to receive copies of their discharge policies and share homeless resources including regional resource guides.

Discharging from nursing care facilities is coordinated by Money Follows the Person (MFP) in partnership with the Centers for Independent Living. Housing plays a significant role in the success of individual's transition to community. Rental assistance, criminal conviction, accessibility, and past landlord relations have been identified as the biggest barriers to transition. The State supports the work of DHS by providing rapid rehousing funds to organizations who support clients in transition, additional new construction or rehab of affordable rental housing units with universal design standards for accessibility,

Rehab Accessibility Grant Program, and the Opening Doors Landlord Risk Mitigation program.

The State's Money Follows the Person program provides transition planning and services for individuals who identified the desire to transition from nursing care facility to community-based services and living. 2024 Transition dashboard, Aging Transition Services reported a total of 139 completed transitions for individuals using MFP and Diversion programs.

Helping homeless persons (especially chronically homeless individuals and families, families with children, veterans and their families, and unaccompanied youth) make the transition to permanent housing and independent living, including shortening the period of time that individuals and families experience homelessness, facilitating access for homeless individuals and families to affordable housing units, and preventing individuals and families who were recently homeless from becoming homeless again

ESG and State funds assisted 57 persons/41 households by providing relocation and stabilization assistance and rental assistance to help individuals experiencing homelessness move as quickly as possible into permanent housing and achieve stability in that housing, for a total of \$65,017.70.

Both the North Dakota Homeless Grant (NDHG) and Supportive Services for Veteran Families (SSVF) programs have prevention and rapid rehousing components that provide temporary financial assistance and case management. Additionally, the SSVF program employs a statewide outreach specialist with a focus on tribal areas. Project Service Connect has become an annual event in communities around the state. Project Service Connect is a collaboration between local service agencies to host a service fair where households can come visit and access providers at one location. Homeless/Hunger Awareness Week activities have also been initiated in various communities to bring local attention to the needs in the community.

Work continues to develop the Coordinated Assessment Referral Entry and Stabilization (CARES) System. CARES is the homeless response system for the North Dakota Continuum of Care (CoC), in collaboration with West Central Minnesota CoC. It is designed to be coordinated, accessible and transparent link to housing assistance, shelter, mainstream services, and other resources for those experiencing homelessness or a housing crisis. The ND CoC, in collaboration with the NDDOC, continues to work on the development of the CARES system in all regions of North Dakota. Coordinated entry use is a condition of funding for ESG subrecipients.

CR-30 - Public Housing 91.220(h); 91.320(j)

Actions taken to address the needs of public housing

The State has a good working relationship with local public housing authorities (PHAs). Both parties participate in Housing Services collaboratives to create an open dialog with housing providers and service providers. The goal of the collaborative is to ensure affordable housing is available and services are accessible for North Dakota households. The State anticipates the PHAs to continue to access funding sources such as HOME and Housing Trust Fund for activities such as renovation and/or demo/disposition of housing developments in their portfolio.

PHAs are encouraged and eligible to apply for funding under the HOME and HTF programs. PHAs have actively used North Dakota's HOME funds under both CHDO and non-and-for-profit competitive application round as well as under HTF's competitive funding round. HOME rental production and rehabilitation application scoring includes preference points allocated to state or federally assisted projects which are at-risk of being lost from the State's affordable housing inventory. These points are also available under the Low-Income Housing Tax Credit application scoring.

In additional NDHFA conditionally committed HOME funds in the 2021 application round to Dakota II Redevelopment, demolition of a 17-unit existing public housing site also considered functionally obsolete and replaced with 34 newly construction rental housing units. This project is currently under construction. Under construction is a HTF project funding Fargo Housing and Redevelopment Authority's demolition/disposition of the Lashkowitz High Rise a 248-unit public housing complex and replacing with new construction of a 110-unit affordable housing project using HTF, LIHTC, and Bond financing. In 2024 Engle Court Phase 1 was selected for funding which is a demo/dispo of public housing with the Minot Housing Authority.

Actions taken to encourage public housing residents to become more involved in management and participate in homeownership

North Dakota Housing Finance Agency, Community Works North Dakota, and the Village Family Service center have partnered to provide individuals and families with access to eHome America's online Homebuyer Education program.

Other specific actions are dependent on local PHA's programs.

Actions taken to provide assistance to troubled PHAs

As of August , 2025 Rollete County and North Central were listed as troubled.

CR-35 - Other Actions 91.220(j)-(k); 91.320(i)-(j)

Actions taken to remove or ameliorate the negative effects of public policies that serve as barriers to affordable housing such as land use controls, tax policies affecting land, zoning ordinances, building codes, fees and charges, growth limitations, and policies affecting the return on residential investment. 91.220 (j); 91.320 (i)

The barriers to affordable housing that were identified in the 2020-2024 Consolidated Plan Housing and Community Development Survey included costs of labor, costs of materials, cost of land or lot, and the lack of access to affordable housing financial resources. None of the barriers identified public policy as a barrier to affordable housing. NDHFA has had conversations with community leaders to discuss opportunity for innovative affordable housing such as AUDs. More focus on policy will occur during next consolidated planning process. NDHFA administers a program to certify qualified non-profit owned housing to be eligible for property tax exemption. This program is available statewide and to date 67 projects have been certified. In 2021, the State along with rural housing partners established a Rural Housing Task Force to identify barriers to housing in rural ND communities. Impediments to rural housing development include requiring roughly 50 percent equity investment to be financially feasible, higher construction costs, rural housing "appraisal gap", lack of housing development expertise, and wage disparities. The State will continue to work with the task force to determine policy changes that could benefit rural communities. In the 2023 Legislative session NDHFA was given authority to use the Housing Incentive Fund (HIF) for single-family development. HIF Multifamily allocation plans were updated to reflect use the rural taskforce work including allowance of up to 50 percent equity in a rural project. In 2024, Governor Burgum created the ND Housing Initiative to create frameworks to develop legislation for the next biennium budget. <https://www.hhs.nd.gov/nd-housing-initiative>.

Actions taken to address obstacles to meeting underserved needs. 91.220(k); 91.320(j)

A primary obstacle to addressing underserved needs is lack of adequate funding to support needs of individuals facing homelessness, at-risk of homelessness, or households who are lower income. Allocation plans for HOME, Housing Trust Fund, and ESG are designed to address meeting underserved needs and the funds are typically oversubscribed. The plans do prioritize funding for projects that create units paired with supportive services and units targeting extremely low-income households. Other actions include administering a statewide landlord mitigation program Opening Doors to provide landlords with an incentive to rent to clients that may not meet the traditional tenant criteria. This program works in partnership with tenant support service providers.

Actions taken to reduce lead-based paint hazards. 91.220(k); 91.320(j)

Housing units built before 1978 and funded through HOME, HTF, CDBG, and ESG must be inspected to ensure no lead-based paint hazards exist. The mitigation requirements for lead-based paint can have a substantial impact on the affordability of housing. Lead-based paint requirements are outlined within the HOME, HTF, CDBG, and ESG program distribution statements. NDHFA also publishes a Property

Standards for Multifamily Projects, which outline lead based paint requirements, and a Lead Based Paint Policy available online at <https://www.ndhfa.org/index.php/development/lead-based-paint/> . When applicable, applications must provide details on lead-based paint mitigation, if required, as part of the application and funding process. ND Department of Environmental Quality (DEQ) provides lead-based paint education and materials, including a list of approved lead-based paint abatement firms in North Dakota.

HOME projects completed in FY2024 include 2 homeowner rehab projects that required abatement greater than \$25,000 hard costs. There were no HTF or HOME multifamily projects completed that were built pre-1978.

ESG Administrative plans require individuals performing LBP visualization to have completed HUD's certification. Standard LBP worksheets were created and are required to be used by subrecipients.

Actions taken to reduce the number of poverty-level families. 91.220(k); 91.320(j)

Actions taken to develop institutional structure. 91.220(k); 91.320(j)

Community Development institutional structure consists of building capacity and maintaining partnerships with local community governments and regional councils. The Office of Community Development and Rural Prosperity provides resources to communities to develop and assess community needs along with non-primary sector business support. The program supports planning, infill development/redevelopment, smart efficient infrastructure and economic diversification. The North Dakota Regional Workforce Impact Program (RWIP) provides grants to regional workforce entities in ND to design and implement innovative plans to address their regions' most demanding workforce challenges. The grant program encourages communities to develop sustainable, innovative solutions to help businesses find workers, and help workers and jobseekers prepare for and connect to better, higher-quality and better paying jobs. The RWIP grant aims to offset the cost of local solutions that will have a regional impact. The goal of the RWIP is to empower locally led solutions to one of the state's greatest challenges.

NDDOC holds the State Energy Office and Program and will be cooperatively working with all federal partners in the division and out to distribute IIJA and IRA formula funds for electrification and rebates. The SEP IIJA funds focus has been workforce development with Train ND and the community colleges throughout the state. These federal funds have supported new or expanding training in Digger Derick, Electrician, Wind and Solar technicians. The IRA Electrification and Rebate programs have completed their applications and, pending acceptance by DOE, will be administering the programs no later than Q1 2026. The Energy Efficiency office has partnered with weatherization and other nonprofits to assure braiding of programs and distribution of the dollars without fraud and abuse.

Actions taken to enhance coordination between public and private housing and social service agencies. 91.220(k); 91.320(j)

The State actively participates in the housing services collaborative. This collaborative brings together housing providers and service providers to open communications between the groups and bridge gaps. Money Follows The Person Housing, a DHS housing group that provides housing facilitation services to individuals with disabilities, coordinates landlord trainings for the state. 2023, MFP hosted 19 landlord training sessions, some of the topics included Fair Housing, Reasonable Accommodation and Modification Requests, Compassion Fatigue, Service/Emotional Support Animal, and De-Escalation and Personal Safety. UPDATE

NDHFA administers the Opening Doors Landlord Risk Mitigation program. Agencies who provide supportive services to clients can enroll as Participating Care Coordination Agencies (PCCAs) who can refer clients into the program. Clients who receive supportive services and have housing barriers such as criminal conviction, poor rental or credit history, or other housing related barriers are eligible to enroll in the program. Opening Doors provides landlords with up to \$2,000 in coverage against excessive damages or lost revenue if a client enrolled in the program vacates a unit not in good standing.

Identify actions taken to overcome the effects of any impediments identified in the jurisdictions analysis of impediments to fair housing choice. 91.520(a)

The State of North Dakota completed the Analysis of Impediments to Fair Housing Choice in April 2020. The analysis identified four fair housing goals and priorities.

Fair Housing Goals and Priorities

Promote affordable housing development in high opportunity areas.

- Continue to promote homeownership and affordable rental opportunities in high opportunity areas with the use of CDBG, HOME and HTF funds.

HOME program prioritizes multifamily development in high opportunity areas by supporting the ND Governor's Mainstreet Initiative in building healthy, vibrant communities, a walkable city is a healthy city. Points are provided to projects on a tiered basis dependent on the walkability score of the project. HTF prioritizes multifamily development by providing points for projects that are located in a city revitalization area established by the city and that contributes to a concerted community revitalization plan thus supporting development of high opportunity areas.

Promote community and service provider knowledge of ADA laws. This goal is executed through partnerships with the ND Department of Labor and Human Rights (DOL)

and High Plains Fair Housing Center (High Plains) DOL is responsible for enforcement of the fair housing

law and provide fair housing education and outreach in cities throughout the state. DOL completes this work by utilizing promotional items such as fair housing and human rights brochures. The items provide specific information on what fair housing is, the law, and how the DOL handles specific housing complaints. They also provide an overview of the DOL's relationship with HUD and how the state laws are substantially equivalent to the Federal Fair Housing Law. High Plains assists people who believe they have experienced discrimination while attempting to rent or purchase housing. They also provide community education to promote fair housing and conduct preliminary investigations of potential housing discrimination. High Plains conducts testing throughout the state and to identify any instances of discrimination. In 2024, High Plains conducted 5 fair housing investigations, 176 discrimination tests, and filed 14 discrimination complaints, and obtained 215 resolutions for clients. 50% of clients were served through mediation or other successful intervention actions without legal action. One third of fair housing calls received by the organization are related to disability and reasonable accommodation requests.

Enhance community services in racially or ethnically concentrated areas of poverty.

In 2018, five areas were identified as racially or ethnically concentrated areas of poverty. Racially or ethnically concentrated areas of poverty (R/ECAPs) are Census tracts with relatively high

concentrations of non-white residents living in poverty. These areas are primarily found in areas with higher concentrations of Native American households and in areas in and adjacent to American Indian reservations. The State supports development of affordable housing opportunities by providing a set-aside for American Indian development applications in the Low-Income Housing Tax Credit allocation plan. This set-aside awards the highest-scoring qualified application immediately following a non-profit application award. The project must be located within a North Dakota Indian Reservation or on Tribal land, either held in trust or fee simple.

Increase fair housing outreach and education in the State.

High Plains' 2024 outreach events include hosting 90 fair housing trainings and events with over 3500 participants.

CR-40 - Monitoring 91.220 and 91.230

Describe the standards and procedures used to monitor activities carried out in furtherance of the plan and used to ensure long-term compliance with requirements of the programs involved, including minority business outreach and the comprehensive planning requirements

CDBG

Desktop monitoring was done throughout the year on CDBG. A thorough review was done every time a cash reimbursement request was received. Examples of CDBG documents that were collected were labor standards information, construction contracts, application and certificate for payment, payroll forms, employee interview records, Section 3 contracts, etc. Minority businesses and women owned businesses outreach is required when subrecipients go through the bidding process at the beginning of each project. NDDOC staff attended a monitoring workshop and is in the final stages of updating the administrative manual for on-site monitoring, desktop monitoring, and risk analysis.

ESG

An administrative manual, standardized forms, and ongoing training and technical assistance is provided to recipients during the program year. Compliance monitoring staff utilize HUD CPD monitoring checklists to conduct reviews of ESG recipients. Reviews including pulling a sampling of participant files. Reimbursement requirements include standardized timesheets, paystubs, proof of payment, invoices, leases, eviction notices and rental assistance agreements before reimbursements will be authorized.

HOME And HTF

Long-term compliance monitoring for multifamily projects follows the HOME and HTF Compliance Monitoring manual. Multifamily compliance includes annual review of owner certification, submission of tenant incomes, rent, and occupancy data. Annual rents are approved for HOME and HTF projects. Onsite physical inspection and tenant file review follows a 3-year cycle, however NDHFA did not fully inspect all HOME projects due to program transfer. Currently HOME and HTF onsite inspections use UPCS inspection protocol but will be transitioning to NSPIRE when required, currently in October 2025. NDHFA hosts in-person NSPIRE training for property management staff every other year.

HOME Homeowner Rehab program monitoring is partly completed when processing reimbursement requests. Community Actions submit participant files which are reviewed for income qualification and other program compliance requirements. Subrecipient monitoring manuals are still under development.

MBE/WBE outreach is incorporated into the Section 3 Compliance Plan for HOME and HTF programs.

Citizen Participation Plan 91.105(d); 91.115(d)

Describe the efforts to provide citizens with reasonable notice and an opportunity to comment on performance reports.

The 2024 performance report was published and made available to the public for a 15-day comment period. A public notice was published in all daily newspapers, listed under public notices on both DCS and NDHFA website, emailed to the GovDelivery Con Plan list, and shared on NDHFA's social media accounts. The plan was available from September 2-18th. A public hearing was held on September 9, 2025.

CR-45 - CDBG 91.520(c)

Specify the nature of, and reasons for, any changes in the jurisdiction's program objectives and indications of how the jurisdiction would change its programs as a result of its experiences.

No major changes were made to the program in FY2024. NDDOC continued to not have regional allocations. FY2024 continued to award projects with higher dollars requested. The pre-applications were more complete and had ready to go projects than what we had been seeing in the past. NDDOC continues to encourage applicants to apply for CDBG administration along with the project funds. This helps offset costs to the smaller communities that may not have local funds to help with the cost of a project. All projects that were awarded received CDBG funding to cover the full administration request.

With scoring and ranking at the State level, the pre-application was revamped and asks better specific questions. The scoring criteria is better outlined and clearly shows how an UGLG will be scored based on their responses. The State is trying to move in a direction for the CDBG funds to be competitive for communities in need.

A common trait of all CDBG projects is that they take a significant time to complete. Since COVID-19, prices have just not come down back to where they used to be. High prices of materials have now turned into the new normal that projects are still trying to adjust too. There also seems to be fewer construction companies in business, or the company has fewer workers that they do not take on as many jobs as what they used to be able to handle. Projects that are not located within an hour or so of a major city are having difficulties getting workers to even bid on their projects. Travel outside of the major cities is not worth it for construction workers as they are in such high demand already where they do not need to travel.

NDDOC continues to work on its own capacity issues. The CDBG program has been fully staffed for one year. Turnover in staff has taken time in training new staff. Numerous hours of staff time has been dedicated to closing out an old HUD Environmental monitoring from 2019. NDDOC has officially closed out all seven findings. While correcting findings the State is also making sure that it does not happen again in the future and is taking the time to make these changes in the policies and procedures. This all takes time and trickles down to the UGLG.

Major goals are falling behind due to the unrealistic numbers that were put in the Con Plan. A consultant was hired for the Con Plan with the assistance of CDBG staff. Unfortunately, Previous CDBG staff was fairly new to the program and a consultant had a disconnect with the State. For the Con Plan 2025-2029, the State will have experienced staff and does not plan to hire a consultant to write the Con Plan. By having experienced CDBG staff lead the way on the 2025 – 2029 Con Plan, the State is confident that realistic targeted goals will be met in the future.

Does this Jurisdiction have any open Brownfields Economic Development Initiative (BEDI) grants?

No

[BEDI grantees] Describe accomplishments and program outcomes during the last year.

CR-50 - HOME 24 CFR 91.520(d)

Include the results of on-site inspections of affordable rental housing assisted under the program to determine compliance with housing codes and other applicable regulations

Please list those projects that should have been inspected on-site this program year based upon the schedule in 24 CFR §92.504(d). Indicate which of these were inspected and a summary of issues that were detected during the inspection. For those that were not inspected, please indicate the reason and how you will remedy the situation.

All projects that were required to be inspected in program year 2024 were inspected. Any noted deficiencies have been remedied by the required corrective period. All projects are in compliance with inspection protocol. A list of inspected properties is attached to this plan.

Provide an assessment of the jurisdiction's affirmative marketing actions for HOME units. 24 CFR 91.520(e) and 24 CFR 92.351(a)

Participants in the HOME program are required to use affirmative fair housing marketing practices in soliciting renters or buyers. Any HOME assisted housing unit must comply with the following procedures for the required compliance period, depending on the program used. Owners advertising vacant units must include the equal housing opportunity logo and/or slogan; where ever a phone number is provided, there must also be a TDD/TTY phone number or equivalent provided; the owner is required to solicit applications for vacant units from persons in the housing market who are least likely to apply for HOME-assisted housing; the owner must maintain a file containing all marketing efforts; the owner shall maintain a listing of all tenants residing in each unit; and affirmative marketing plans must be updated every five years. Review of AFFH marketing plan and tenant selection plans is conducted during onsite/tenant file reviews.

Refer to IDIS reports to describe the amount and use of program income for projects, including the number of projects and owner and tenant characteristics

\$133,365.10 HOME PI expended during the program year for Prairie Ridge Residences for construction draw. Prairie Ridge Residences is a 120-unit (11 Low-HOME units) new construction, senior apartment complex located in Fargo, ND.

Describe other actions taken to foster and maintain affordable housing. 24 CFR 91.220(k) (STATES ONLY: Including the coordination of LIHTC with the development of affordable housing). 24 CFR 91.320(j)

The State HOME Program encourages our non-profit developers and CHDOs to use all sources of GAP financing to complete financing packages for projects. The HOME Program distribution statement is designed to complement the scoring criteria of the LIHTC, state Housing Incentive Fund, and the Housing

Trust Fund. By creating similar scoring criteria, projects can compete for all programs efficiently. Beginning in September 2021, NDHFA created a single multifamily rental production and rehabilitation application. Projects can now apply for all funding sources at one time including LIHTC, HOME, Housing Trust Fund, and the State's Housing Incentive Funds. This has been an effective improvement to streamline funding multifamily projects.

HOME Projects currently under construction that also have allocations of Low-Income Housing Tax Credits include:

Prairie Ridge Residences: 120 units, senior occupancy, new construction, Fargo, ND.

Nex Senior: 40 units, senior occupancy, new construction, Fargo, ND.

Pleasant Valley: 62 units, general occupancy, acquisition, rehab, Dickinson, ND.

CR-56 - HTF 91.520(h)

Describe the extent to which the grantee complied with its approved HTF allocation plan and the requirements of 24 CFR part 93.

Housing Trust fund completed projects are required to report annual rental compliance reports and complete an Annual Owners Certification annually. The annual owner's certification requires owners to affirm whether or not they received requests for emergency transfers. During the 2023 reporting year, no owners indicated that they received requests for emergency transfers under 24 CFR 5.2005(e) and 24 CFR 92.359, pertaining to victims of domestic violence, dating violence, and sexual assault or stalking.

The 2024 HTF Allocation plan covers the September 2024 multifamily application round. A total of three applications were received requesting over \$5.6 million HTF. A total of \$2,876,350.57 was awarded to Nex Senior a 40-unit, senior rental project located in Fargo, ND. This project also received an allocation of HOME and Low Income Housing Tax Credits.

One project was completed during the program year, Lantern Light , a 23-unit (23 HTF assisted) development for individuals experiencing homelessness located in Fargo, ND.

Tenure Type	0 – 30% AMI	0% of 30+ to poverty line (when poverty line is higher than 30% AMI)	% of the higher of 30+ AMI or poverty line to 50% AMI	Total Occupied Units	Units Completed, Not Occupied	Total Completed Units
Rental	23	0	0	23	0	23
Homebuyer	0	0	0	0	0	0

Table 15 - CR-56 HTF Units in HTF activities completed during the period

CR-58 – Section 3

Identify the number of individuals assisted and the types of assistance provided

Total Labor Hours	CDBG	HOME	ESG	HOPWA	HTF
Total Number of Activities	5	4	0	0	4
Total Labor Hours	8,958	190,115			188,415
Total Section 3 Worker Hours	39	18,979			19,657
Total Targeted Section 3 Worker Hours	39	6,212			3,151

Table 14 – Total Labor Hours

Qualitative Efforts - Number of Activities by Program	CDBG	HOME	ESG	HOPWA	HTF
Outreach efforts to generate job applicants who are Public Housing Targeted Workers					
Outreach efforts to generate job applicants who are Other Funding Targeted Workers.		1			2
Direct, on-the job training (including apprenticeships).	2	4			3
Indirect training such as arranging for, contracting for, or paying tuition for, off-site training.					1
Technical assistance to help Section 3 workers compete for jobs (e.g., resume assistance, coaching).					
Outreach efforts to identify and secure bids from Section 3 business concerns.		1			
Technical assistance to help Section 3 business concerns understand and bid on contracts.					
Division of contracts into smaller jobs to facilitate participation by Section 3 business concerns.					
Provided or connected residents with assistance in seeking employment including: drafting resumes, preparing for interviews, finding job opportunities, connecting residents to job placement services.					1
Held one or more job fairs.	1	1			1
Provided or connected residents with supportive services that can provide direct services or referrals.					
Provided or connected residents with supportive services that provide one or more of the following: work readiness health screenings, interview clothing, uniforms, test fees, transportation.					
Assisted residents with finding childcare.					
Assisted residents to apply for or attend community college or a four year educational institution.					
Assisted residents to apply for, or attend vocational/technical training.					
Assisted residents to obtain financial literacy training and/or coaching.					
Bonding assistance, guaranties, or other efforts to support viable bids from Section 3 business concerns.					
Provided or connected residents with training on computer use or online technologies.					
Promoting the use of a business registry designed to create opportunities for disadvantaged and small businesses.		2			1

Outreach, engagement, or referrals with the state one-stop system, as designed in Section 121(e)(2) of the Workforce Innovation and Opportunity Act.		3			4
Other.	4				1

Table 15 – Qualitative Efforts - Number of Activities by Program

Narrative

This chart reflects projects that were listed as completed in IDIS during the reporting year. However, during the program year, HOME and HTF had seven projects under construction and tracking Section 3 hours. (Lantern Light, Fargo; Century View, Bismarck; Jewel City, Rolla, Prairie Ridge, Fargo; Nex Senior, Fargo, Dakota II, Bismarck, and Lashkowitz Highrise, Fargo). A total of 8270 Section 3 hours were reported for the program year by these projects. In total these projects are reporting overall employment of 182 Section 3 workers and 83 workers identified as Targeted Section 3 during the construction period.

CDBG had five closed out projects applicable to Section 3. A total of 39 Section 3 worker hours were reported along with a total of 39 targeted Section 3 hours.

Starting with all 2019 CAPER submissions, ESG recipients should not complete any of the data on tables on the CR-75 screen, but instead should submit all data via SAGE.

Starting with all 2019 CAPER submissions, ESG recipients should not complete any of the data tables on the CR-75 screen, but instead submit via Sage.

U.S. Department of Housing and Urban Development
Office of Community Planning and Development
Integrated Disbursement and Information System
State CDBG Program Activity Summary Report
Program Year 2024
NORTH DAKOTA

Time: 7:22
Page: 1

UGLG: MOTT

Grant Year: 2016

Project: 0003 - CDBG Housing Projects

Objective: Create suitable living environments

IDIS Activity: 10028 - Mott Rural Housing Rehab

Outcome: Availability/accessibility

Activity to prevent, prepare for, and respond to Coronavirus: No

Status: Completed 01/24/2025

Matrix Code: Rehab; Multi-Unit Residential (14B)

Location:

202 E 3rd St Mott, ND 58646-7524

National Objective: LMH

Initial Funding Date: 06/11/2021

Description:

Financing:

Ramps, storm doors, and concrete work leading up to the ramps to give residents access to the building will be completed.

Funded Amount: \$4,404.46

Net Drawn: \$4,404.46

Balance: \$0.00

Proposed Accomplishments:

Housing Units : 8

Total Population in Service Area: 0

Census Tract Percent Low / Mod: 0.00

Actual Accomplishments:

Number assisted:

Owner		Renter		Total		
Total	Hispanic	Total	Hispanic	Total	Hispanic	Person

White:	8	0	0	0	8	0	0
Black/African American:	0	0	0	0	0	0	0
Asian:	0	0	0	0	0	0	0
American Indian/Alaskan Native:	0	0	0	0	0	0	0
Native Hawaiian/Other Pacific Islander:	0	0	0	0	0	0	0
American Indian/Alaskan Native & White:	0	0	0	0	0	0	0
Asian White:	0	0	0	0	0	0	0
Black/African American & White:	0	0	0	0	0	0	0
American Indian/Alaskan Native & Black/African American:	0	0	0	0	0	0	0
Other multi-racial:	0	0	0	0	0	0	0
Asian/Pacific Islander:	0	0	0	0	0	0	0
Hispanic:	0	0	0	0	0	0	0
Total:	8	0	0	0	8	0	0
Female-headed Households:	0		0		0		

Income Category:

	Owner	Renter	Total	Person
Extremely Low	0	0	0	0
Low Mod	8	0	8	0
Moderate	0	0	0	0
Non Low Moderate	0	0	0	0
Total	8	0	8	0
Percent Low/Mod	100%	0.0%	100%	0.0%

Annual Accomplishments Accomplishment Narrative

Year	# Benefiting	
2019		0Rehabilitation of rural housing and removal of architectural barriers, including the installation of handicapped accessible ramps.

UGLG:	DEVILS LAKE					
Grant Year:	2017					
Project:	0002 - CDBG Public Facility Projects		Objective:	Create suitable living environments		
IDIS Activity:	10052 - St. Josephs Closet Removal of Architectural Barriers		Outcome:	Availability/accessibility		
Activity to prevent, prepare for, and respond to Coronavirus: No						
Status:	Completed 03/14/2025		Matrix Code:	Other Public Improvements Not Listed in 03A-03S (03Z)		
Location:						
423 6th St NE Devils Lake, ND 58301-2521		National Objective: LMC				
Initial Funding Date: 10/01/2021		Description:				
Financing:		This project is to Remove Architectural Barriers at St.				
Funded Amount: \$4,103.00		Joseph's Closet, the store is located in the basement of 501 4th Ave NE, Devils Lake, ND.				
Net Drawn: \$4,103.00		This project includes the Removal of Architectural Barriers through installation of a lift.				
Balance: \$0.00						
Proposed Accomplishments:						
People (General) : 1,473						
Total Population in Service Area: 0						
Census Tract Percent Low / Mod: 0.00						
Actual Accomplishments:						
Number assisted:						
		Owner	Renter	Total		
Total	Hispanic	Total	Hispanic	Total	Hispanic	Person

White:	0	0	0	0	0	0	5607
Black/African American:	0	0	0	0	0	0	13
Asian:	0	0	0	0	0	0	48
American Indian/Alaskan Native:	0	0	0	0	0	0	199
Native Hawaiian/Other Pacific Islander:	0	0	0		0	0	0
American Indian/Alaskan Native & White:	0	0	0	0	0	0	0
Asian White:	0	0	0	0	0	0	0
Black/African American & White:	0	0	0	0	0	0	0
American Indian/Alaskan Native & Black/African American:	0	0	0	0	0	0	0
Other multi-racial:	0	0	0	0	0	0	0
Asian/Pacific Islander:	0	0	0	0	0	0	0
Hispanic:	0	0	0	0	0	0	0
Total:	0	0	0	0	0	0	5,867
Female-headed Households:	0		0		0		

Income Category:

	Owner	Renter	Total	Person
Extremely Low	0	0	0	2,103
Low Mod	0	0	0	1,882
Moderate	0	0	0	1,882
Non Low Moderate	0	0	0	0
Total	0	0	0	5,867
Percent Low/Mod	0.0%	0.0%	0.0%	100%

Annual Accomplishments Accomplishment Narrative

Year	# Benefiting	Accomplishment Narrative
2019		0This project is to Remove Architectural Barriers at St. Joseph's Closet, the store is located in the basement of 501 4th Ave NE, Devils Lake, ND. This project includes the Removal of Architectural Barriers through installation of a lift.

Owner		Renter		Total		
Total	Hispanic	Total	Hispanic	Total	Hispanic	Person

White:	0	0	0	0	0	0	0
Black/African American:	0	0	0	0	0	0	0
Asian:	0	0	0	0	0	0	0
American Indian/Alaskan Native:	0	0	0	0	0	0	0
Native Hawaiian/Other Pacific Islander:	0	0	0	0	0	0	0
American Indian/Alaskan Native & White:	0	0	0	0	0	0	0
Asian White:	0	0	0	0	0	0	0
Black/African American & White:	0	0	0	0	0	0	0
American Indian/Alaskan Native & Black/African American:	0	0	0	0	0	0	0
Other multi-racial:	0	0	0	0	0	0	0
Asian/Pacific Islander:	0	0	0	0	0	0	0
Hispanic:	0	0	0	0	0	0	0
Total:	0	0	0	0	0	0	0
Female-headed Households:	0		0		0		

Income Category:

	Owner	Renter	Total	Person
Extremely Low	0	0	0	0
Low Mod	0	0	0	0
Moderate	0	0	0	0
Non Low Moderate	0	0	0	0
Total	0	0	0	0
Percent Low/Mod	0.0%	0.0%	0.0%	0.0%

Annual Accomplishments	Accomplishment Narrative
Year	# Benefiting

UGLG:	DAZEY		
Grant Year:	2017		
Project:	0003 - CDBG Public Facility Projects	Objective:	Create suitable living environments
IDIS Activity:	10158 - Dazey Sanitary Sewer Improvements	Outcome:	Availability/accessibility
Activity to prevent, prepare for, and respond to Coronavirus:	No		
Status:	Completed 05/29/2025	Matrix Code:	Water/Sewer Improvements (03J)
Location:			
424 4th St Dazey, ND 58429-4024		National Objective:	LMA
Initial Funding Date:	02/05/2024	Description:	
Financing:		The city of Dazeys sanitary sewer improvements include the addition of four manholes on ends of existing mains, grouting of flow lines within existing mains, grouting of flow lines within 28 existing manholes, adjustments made on 19 manholes for accessibility, replacement of approximately 400 linear feet of	
Funded Amount:	\$39,582.42	20	
Net Drawn:	\$39,582.42		
Balance:	\$0.00		
Proposed Accomplishments:			
People (General) : 100			
Total Population in Service Area: 120			
Census Tract Percent Low / Mod: 83.30			
Actual Accomplishments:			

of segments of ductile iron piping with PVC piping, liftstation waterproofing, surface grading and drainage improvements on 215 yards and streetrepairs after installations are made.

Number assisted:

	Owner		Renter		Total		Person
	Total	Hispanic	Total	Hispanic	Total	Hispanic	
White:	0	0	0	0	0	0	0
Black/African American:	0	0	0	0	0	0	0
Asian:	0	0	0	0	0	0	0
American Indian/Alaskan Native:	0	0	0	0	0	0	0
Native Hawaiian/Other Pacific Islander:	0	0	0	0	0	0	0
American Indian/Alaskan Native & White:	0	0	0	0	0	0	0
Asian White:	0	0	0	0	0	0	0
Black/African American & White:	0	0	0	0	0	0	0
American Indian/Alaskan Native & Black/African American:	0	0	0	0	0	0	0
Other multi-racial:	0	0	0	0	0	0	0
Asian/Pacific Islander:	0	0	0	0	0	0	0
Hispanic:	0	0	0	0	0	0	0
Total:	0	0	0	0	0	0	0
Female-headed Households:	0		0		0		

Income Category:

	Owner	Renter	Total	Person
Extremely Low	0	0	0	0
Low Mod	0	0	0	0
Moderate	0	0	0	0
Non Low Moderate	0	0	0	0
Total	0	0	0	0
Percent Low/Mod	0.0%	0.0%	0.0%	0.0%

Annual Accomplishments Accomplishment Narrative

Year	# Benefiting
2020	0This project included improvements to the sanitary sewer system. Improvements included the addition of four manholes on ends of existing mains, grouting of flow lines within existing mains, grouting of flow lines within 19 existing manholes, and replacements approximately 20' of segments of ductile iron piping with PVC piping.

UGLG:	LISBON						
Grant Year:	2018						
Project:	0002 - CDBG Public Facility Projects	Objective:	Create suitable living environments				
IDIS Activity:	9897 - Lisbon Fairgrounds Restroom ROAB	Outcome:	Availability/accessibility				
Activity to prevent, prepare for, and respond to Coronavirus: No							
Status:	Completed 05/29/2025	Matrix Code:	Other Public Improvements Not Listed in 03A-03S (03Z)				
Location:							
423 Main St	Lisbon, ND 58054-4143	National Objective:	LMC				
Initial Funding Date: 03/24/2020		Description:					
Financing:		This project removed architectural barriers in the mens and womens restrooms of the Ransom County Fairgrounds.					
Funded Amount:	\$26,589.65						
Net Drawn:	\$26,589.65						
Balance:	\$0.00						
Proposed Accomplishments:							
People (General) : 515							
Total Population in Service Area: 0							
Census Tract Percent Low / Mod: 0.00							
Actual Accomplishments:							
Number assisted:							
		Owner	Renter	Total			
Total	Hispanic	Total	Hispanic	Total	Hispanic	Person	

White:	0	0	0	0	0	0	304
Black/African American:	0	0	0	0	0	0	0
Asian:	0	0	0	0	0	0	0
American Indian/Alaskan Native:	0	0	0	0	0	0	0
Native Hawaiian/Other Pacific Islander:	0	0	0	0	0	0	0
American Indian/Alaskan Native & White:	0	0	0	0	0	0	0
Asian White:	0	0	0	0	0	0	0
Black/African American & White:	0	0	0	0	0	0	0
American Indian/Alaskan Native & Black/African American:	0	0	0	0	0	0	0
Other multi-racial:	0	0	0	0	0	0	0
Asian/Pacific Islander:	0	0	0	0	0	0	0
Hispanic:	0	0	0	0	0	0	0
Total:	0	0	0	0	0	0	304
Female-headed Households:	0		0		0		

Income Category:

	Owner	Renter	Total	Person
Extremely Low	0	0	0	0
Low Mod	0	0	0	304
Moderate	0	0	0	0
Non Low Moderate	0	0	0	0
Total	0	0	0	304
Percent Low/Mod	0.0%	0.0%	0.0%	100%

Annual Accomplishments

Accomplishment Narrative

Year	# Benefiting	
2019	0	This project removed architectural barriers in the mens and womens restrooms of the Ransom County Fairgrounds.

Owner		Renter		Total		
Total	Hispanic	Total	Hispanic	Total	Hispanic	Person

White:	0	0	0	0	0	0	0
Black/African American:	0	0	0	0	0	0	0
Asian:	0	0	0	0	0	0	0
American Indian/Alaskan Native:	0	0	0	0	0	0	0
Native Hawaiian/Other Pacific Islander:	0	0	0	0	0	0	0
American Indian/Alaskan Native & White:	0	0	0	0	0	0	0
Asian White:	0	0	0	0	0	0	0
Black/African American & White:	0	0	0	0	0	0	0
American Indian/Alaskan Native & Black/African American:	0	0	0	0	0	0	0
Other multi-racial:	0	0	0	0	0	0	0
Asian/Pacific Islander:	0	0	0	0	0	0	0
Hispanic:	0	0	0	0	0	0	0
Total:	0	0	0	0	0	0	0
Female-headed Households:	0		0		0		

Income Category:

	Owner	Renter	Total	Person
Extremely Low	0	0	0	0
Low Mod	0	0	0	0
Moderate	0	0	0	0
Non Low Moderate	0	0	0	0
Total	0	0	0	0
Percent Low/Mod	0.0%	0.0%	0.0%	0.0%

Annual Accomplishments Accomplishment Narrative

Year	# Benefiting	Accomplishment Narrative
2020		0The City of Elgin replaced the water main and sanitary sewer main, along with a full street reconstruction. This took place along 1st Ave and 2nd Ave east of East Street to Highway 49 in Elgin. The existing water main had Asbestos Cement Pipe, which the EPA, NDDEQ, and Elgin were pushing to remove from service.

UGLG:

Grant Year: 2018

Project: 0005 - 2018 CDBG Admin BDE01118 01

Objective:

IDIS Activity: 10116 - CDLF admin BDE04587

Outcome:

Activity to prevent, prepare for, and respond to Coronavirus: No

Status: Open

Matrix Code: State Administration (21J)

Location:

National Objective:

, -

Initial Funding Date: 03/10/2023

Description:

Financing:

CDLF admin for state expenses

Funded Amount: \$15,208.94

Net Drawn: \$873.58

Balance: \$14,335.36

Proposed Accomplishments:

: 0

Total Population in Service Area: 0

Census Tract Percent Low / Mod: 0.00

Actual Accomplishments:

Number assisted:

Owner		Renter		Total		Person
Total	Hispanic	Total	Hispanic	Total	Hispanic	

White:	0	0	0	0	0	0	0
Black/African American:	0	0	0	0	0	0	0
Asian:	0	0	0	0	0	0	0
American Indian/Alaskan Native:	0	0	0	0	0	0	0
Native Hawaiian/Other Pacific Islander:	0	0	0	0	0	0	0
American Indian/Alaskan Native & White:	0	0	0	0	0	0	0
Asian White:	0	0	0	0	0	0	0
Black/African American & White:	0	0	0	0	0	0	0
American Indian/Alaskan Native & Black/African American:	0	0	0	0	0	0	0
Other multi-racial:	0	0	0	0	0	0	0
Asian/Pacific Islander:	0	0	0	0	0	0	0
Hispanic:	0	0	0	0	0	0	0
Total:	0	0	0	0	0	0	0
Female-headed Households:	0		0		0		

Income Category:

	Owner	Renter	Total	Person
Extremely Low	0	0	0	0
Low Mod	0	0	0	0
Moderate	0	0	0	0
Non Low Moderate	0	0	0	0
Total	0	0	0	0
Percent Low/Mod	0.0%	0.0%	0.0%	0.0%

Annual Accomplishments	Accomplishment Narrative
Year	# Benefiting

Owner		Renter		Total		
Total	Hispanic	Total	Hispanic	Total	Hispanic	Person

White:	0	0	0	0	0	0	0
Black/African American:	0	0	0	0	0	0	0
Asian:	0	0	0	0	0	0	0
American Indian/Alaskan Native:	0	0	0	0	0	0	0
Native Hawaiian/Other Pacific Islander:	0	0	0	0	0	0	0
American Indian/Alaskan Native & White:	0	0	0	0	0	0	0
Asian White:	0	0	0	0	0	0	0
Black/African American & White:	0	0	0	0	0	0	0
American Indian/Alaskan Native & Black/African American:	0	0	0	0	0	0	0
Other multi-racial:	0	0	0	0	0	0	0
Asian/Pacific Islander:	0	0	0	0	0	0	0
Hispanic:	0	0	0	0	0	0	0
Total:	0	0	0	0	0	0	0
Female-headed Households:	0		0		0		

Income Category:

	Owner	Renter	Total	Person
Extremely Low	0	0	0	0
Low Mod	0	0	0	0
Moderate	0	0	0	0
Non Low Moderate	0	0	0	0
Total	0	0	0	0
Percent Low/Mod	0.0%	0.0%	0.0%	0.0%

Annual Accomplishments	Accomplishment Narrative
Year	# Benefiting

White:	0	0	0	0	0	0	0
Black/African American:	0	0	0	0	0	0	0
Asian:	0	0	0	0	0	0	0
American Indian/Alaskan Native:	0	0	0	0	0	0	0
Native Hawaiian/Other Pacific Islander:	0	0	0	0	0	0	0
American Indian/Alaskan Native & White:	0	0	0	0	0	0	0
Asian White:	0	0	0	0	0	0	0
Black/African American & White:	0	0	0	0	0	0	0
American Indian/Alaskan Native & Black/African American:	0	0	0	0	0	0	0
Other multi-racial:	0	0	0	0	0	0	0
Asian/Pacific Islander:	0	0	0	0	0	0	0
Hispanic:	0	0	0	0	0	0	0
Total:	0	0	0	0	0	0	0
Female-headed Households:	0		0		0		

Income Category:

	Owner	Renter	Total	Person
Extremely Low	0	0	0	0
Low Mod	0	0	0	0
Moderate	0	0	0	0
Non Low Moderate	0	0	0	0
Total	0	0	0	0
Percent Low/Mod	0.0%	0.0%	0.0%	0.0%

Annual Accomplishments		Accomplishment Narrative
Year	# Benefiting	

Owner		Renter		Total		
Total	Hispanic	Total	Hispanic	Total	Hispanic	Person

White:	0	0	0	0	0	0	0
Black/African American:	0	0	0	0	0	0	0
Asian:	0	0	0	0	0	0	0
American Indian/Alaskan Native:	0	0	0	0	0	0	0
Native Hawaiian/Other Pacific Islander:	0	0	0	0	0	0	0
American Indian/Alaskan Native & White:	0	0	0	0	0	0	0
Asian White:	0	0	0	0	0	0	0
Black/African American & White:	0	0	0	0	0	0	0
American Indian/Alaskan Native & Black/African American:	0	0	0	0	0	0	0
Other multi-racial:	0	0	0	0	0	0	0
Asian/Pacific Islander:	0	0	0	0	0	0	0
Hispanic:	0	0	0	0	0	0	0
Total:	0	0	0	0	0	0	0
Female-headed Households:	0		0		0		

Income Category:

	Owner	Renter	Total	Person
Extremely Low	0	0	0	0
Low Mod	0	0	0	0
Moderate	0	0	0	0
Non Low Moderate	0	0	0	0
Total	0	0	0	0
Percent Low/Mod	0.0%	0.0%	0.0%	0.0%

Annual Accomplishments	Accomplishment Narrative
Year # Benefiting	

2020	<p>0The City of Kulm has had multiple water breaks. In February 2020 water breaks flooded businesses and the school affecting the education of students and the economy of the city. Deteriorating water lines and valves need to be replaced to continue the potable water supply.</p> <p>This project will replace deteriorating water lines and valves to continue the water supply that feeds the city. The waterline will be replaced from the water tower to the city water main. Any trees in the path will be removed and disposed of. A vacuum truck will be used to vacuum out 10 gate valve stack, flush the waterline and test for bacteria. The project will include concrete to repair those portions broken to fix the water break, a granite mix with 5/8" rebar. 25,000 square feet of Kentucky bluegrass grass seed will be laid down to finish the project.</p> <p>This project will also replace controls at the lift stations to avoid sewer backup into residents homes and damaging property any further. The old controls will be removed from the lift station and new controls installed by an electrician.</p>
------	---

Owner		Renter		Total		
Total	Hispanic	Total	Hispanic	Total	Hispanic	Person

White:	0	0	0	0	0	0	5394
Black/African American:	0	0	0	0	0	0	58
Asian:	0	0	0	0	0	0	55
American Indian/Alaskan Native:	0	0	0	0	0	0	1,193
Native Hawaiian/Other Pacific Islander:	0	0	0	0	0	0	6
American Indian/Alaskan Native & White:	0	0	0	0	0	0	0
Asian White:	0	0	0	0	0	0	0
Black/African American & White:	0	0	0	0	0	0	0
American Indian/Alaskan Native & Black/African American:	0	0	0	0	0	0	0
Other multi-racial:	0	0	0	0	0	0	486
Asian/Pacific Islander:	0	0	0	0	0	0	0
Hispanic:	0	0	0	0	0	0	0
Total:	0	0	0	0	0	0	7,192
Female-headed Households:	0		0		0		

Income Category:

	Owner	Renter	Total	Person
Extremely Low	0	0	0	0
Low Mod	0	0	0	1,968
Moderate	0	0	0	1,968
Non Low Moderate	0	0	0	3,256
Total	0	0	0	7,192
Percent Low/Mod	0.0%	0.0%	0.0%	55%

Annual Accomplishments Accomplishment Narrative

Year # Benefiting

2020 0The second project is Veterans of Foreign Wars Post 756 ROAB - Installation of Lift. Instrument # 4849-CD1820-PF. PDS year 2020. The project description is :The Veterans of Foreign Wars (VFW) Post 756 has been located in downtown Devils Lake since 1948. The main floor of the building is located approximately 48 inches above the sidewalk level and people entering the building must be able to climb stairs in order to access the building for meetings, patriotic events, and social gatherings. This project will install a lift that allows people that are not able to climb stairs to enter the building.

UGLG:

Grant Year: 2019

Project: 0002 - CDBG Public Facility Projects

Objective:

IDIS Activity: 9890 - Hatton Emergency Sanitary Sewer Repair Admin
Activity to prevent, prepare for, and respond to Coronavirus: No

Outcome:

Status: Open

Matrix Code: General Program Administration (21A)

Location:

, -

National Objective:

Initial Funding Date: 02/11/2020

Description:

Financing:

Hatton Emergency Sanitary Sewer Repair Admin Expenses

Funded Amount: \$10,000.00

Net Drawn: \$10,000.00

Balance: \$0.00

Proposed Accomplishments:

: 0

Total Population in Service Area: 0

Census Tract Percent Low / Mod: 0.00

Actual Accomplishments:

Number assisted:

Owner		Renter		Total		
Total	Hispanic	Total	Hispanic	Total	Hispanic	Person

White:	0	0	0	0	0	0	0
Black/African American:	0	0	0	0	0	0	0
Asian:	0	0	0	0	0	0	0
American Indian/Alaskan Native:	0	0	0	0	0	0	0
Native Hawaiian/Other Pacific Islander:	0	0	0	0	0	0	0
American Indian/Alaskan Native & White:	0	0	0	0	0	0	0
Asian White:	0	0	0	0	0	0	0
Black/African American & White:	0	0	0	0	0	0	0
American Indian/Alaskan Native & Black/African American:	0	0	0	0	0	0	0
Other multi-racial:	0	0	0	0	0	0	0
Asian/Pacific Islander:	0	0	0	0	0	0	0
Hispanic:	0	0	0	0	0	0	0
Total:	0	0	0	0	0	0	0
Female-headed Households:	0		0		0		

Income Category:

	Owner	Renter	Total	Person
Extremely Low	0	0	0	0
Low Mod	0	0	0	0
Moderate	0	0	0	0
Non Low Moderate	0	0	0	0
Total	0	0	0	0
Percent Low/Mod	0.0%	0.0%	0.0%	0.0%

Annual Accomplishments	Accomplishment Narrative
Year	# Benefiting

UGLG: LISBON

Grant Year: 2019

Project: 0002 - CDBG Public Facility Projects

Objective: Create suitable living environments

IDIS Activity: 9897 - Lisbon Fairgrounds Restroom ROAB

Outcome: Availability/accessibility

Activity to prevent, prepare for, and respond to Coronavirus: No

Status: Completed 05/29/2025

Matrix Code: Other Public Improvements Not Listed in 03A-03S (03Z)

Location:

423 Main St Lisbon, ND 58054-4143

National Objective: LMC

Initial Funding Date: 03/24/2020

Financing:

Funded Amount: \$26,745.75

Net Drawn: \$26,745.75

Balance: \$0.00

Description:

This project removed architectural barriers in the mens and womens restrooms of the Ransom County Fairgrounds.

Proposed Accomplishments:

People (General) : 515

Total Population in Service Area: 0

Census Tract Percent Low / Mod: 0.00

Actual Accomplishments:

Number assisted:

Owner		Renter		Total		
Total	Hispanic	Total	Hispanic	Total	Hispanic	Person

White:	0	0	0	0	0	0	304
Black/African American:	0	0	0	0	0	0	0
Asian:	0	0	0	0	0	0	0
American Indian/Alaskan Native:	0	0	0	0	0	0	0
Native Hawaiian/Other Pacific Islander:	0	0	0	0	0	0	0
American Indian/Alaskan Native & White:	0	0	0	0	0	0	0
Asian White:	0	0	0	0	0	0	0
Black/African American & White:	0	0	0	0	0	0	0
American Indian/Alaskan Native & Black/African American:	0	0	0	0	0	0	0
Other multi-racial:	0	0	0	0	0	0	0
Asian/Pacific Islander:	0	0	0	0	0	0	0
Hispanic:	0	0	0	0	0	0	0
Total:	0	0	0	0	0	0	304
Female-headed Households:	0		0		0		

Income Category:

	Owner	Renter	Total	Person
Extremely Low	0	0	0	0
Low Mod	0	0	0	304
Moderate	0	0	0	0
Non Low Moderate	0	0	0	0
Total	0	0	0	304
Percent Low/Mod	0.0%	0.0%	0.0%	100%

Annual Accomplishments Accomplishment Narrative

Year	# Benefiting	Accomplishment Narrative
2019		0This project removed architectural barriers in the mens and womens restrooms of the Ransom County Fairgrounds.

UGLG: HOPE

Grant Year: 2019

Project: 0002 - CDBG Public Facility Projects

Objective: Create suitable living environments

IDIS Activity: 9928 - City of Hope - Emergency Water Tower

Outcome: Sustainability

Activity to prevent, prepare for, and respond to Coronavirus: No

Status: Completed 03/14/2025

Matrix Code: Water/Sewer Improvements (03J)

Location:

PO Box 189 Hope, ND 58046-0189

National Objective: URG

Initial Funding Date: 07/02/2020

Description:

Financing:

City of Hope Emergency Water Tower Project

Funded Amount: \$50,099.60

Net Drawn: \$50,099.60

Balance: \$0.00

Proposed Accomplishments:

People (General) : 135

Total Population in Service Area: 0

Census Tract Percent Low / Mod: 0.00

Actual Accomplishments:

Number assisted:

Owner		Renter		Total		
Total	Hispanic	Total	Hispanic	Total	Hispanic	Person

White:	0	0	0	0	0	0	0
Black/African American:	0	0	0	0	0	0	0
Asian:	0	0	0	0	0	0	0
American Indian/Alaskan Native:	0	0	0	0	0	0	0
Native Hawaiian/Other Pacific Islander:	0	0	0	0	0	0	0
American Indian/Alaskan Native & White:	0	0	0	0	0	0	0
Asian White:	0	0	0	0	0	0	0
Black/African American & White:	0	0	0	0	0	0	0
American Indian/Alaskan Native & Black/African American:	0	0	0	0	0	0	0
Other multi-racial:	0	0	0	0	0	0	0
Asian/Pacific Islander:	0	0	0	0	0	0	0
Hispanic:	0	0	0	0	0	0	0
Total:	0	0	0	0	0	0	0
Female-headed Households:	0		0		0		

Income Category:

	Owner	Renter	Total	Person
Extremely Low	0	0	0	0
Low Mod	0	0	0	0
Moderate	0	0	0	0
Non Low Moderate	0	0	0	0
Total	0	0	0	0
Percent Low/Mod	0.0%	0.0%	0.0%	0.0%

Annual Accomplishments		Accomplishment Narrative
Year	# Benefiting	
2019		135City of Hope Emergency Water Tower Project

White:	8	0	0	0	8	0	0
Black/African American:	0	0	0	0	0	0	0
Asian:	0	0	0	0	0	0	0
American Indian/Alaskan Native:	0	0	0	0	0	0	0
Native Hawaiian/Other Pacific Islander:	0	0	0	0	0	0	0
American Indian/Alaskan Native & White:	0	0	0	0	0	0	0
Asian White:	0	0	0	0	0	0	0
Black/African American & White:	0	0	0	0	0	0	0
American Indian/Alaskan Native & Black/African American:	0	0	0	0	0	0	0
Other multi-racial:	0	0	0	0	0	0	0
Asian/Pacific Islander:	0	0	0	0	0	0	0
Hispanic:	0	0	0	0	0	0	0
Total:	8	0	0	0	8	0	0
Female-headed Households:	0		0		0		

Income Category:

	Owner	Renter	Total	Person
Extremely Low	0	0	0	0
Low Mod	8	0	8	0
Moderate	0	0	0	0
Non Low Moderate	0	0	0	0
Total	8	0	8	0
Percent Low/Mod	100%	0.0%	100%	0.0%

Annual Accomplishments

		Accomplishment Narrative
Year	# Benefiting	
2019		0Rehabilitation of rural housing and removal of architectural barriers, including the installation of handicapped accessible ramps.

UGLG:	DEVILS LAKE				
Grant Year:	2019				
Project:	0001 - CDBG Economic Development Projects		Objective:	Create suitable living environments	
IDIS Activity:	10041 - Creative Impressions		Outcome:	Sustainability	
Activity to prevent, prepare for, and respond to Coronavirus: No					
Status:	Completed 07/31/2024		Matrix Code:	Rehab; Publicly or Privately-Owned Commercial/Industrial (14E)	
Location:					
423 6th St NE Devils Lake, ND 58301-2521			National Objective:	SBA	
Initial Funding Date: 08/13/2021			Description:		
Financing:			This project is to eliminate slum and blight, extending the useful life of the Creative Impressions building, including replacing the roof, windows on second floor, front display windows on the first floor, and the front door.		
Funded Amount: \$48,316.23					
Net Drawn: \$48,316.23					
Balance: \$0.00					
Proposed Accomplishments:					
Businesses : 3,765					
Total Population in Service Area: 0					
Census Tract Percent Low / Mod: 0.00					
Actual Accomplishments:					
Number assisted:					
		Owner	Renter	Total	
Total	Hispanic	Total	Hispanic	Total	Hispanic Person

White:	0	0	0	0	0	0	0
Black/African American:	0	0	0	0	0	0	0
Asian:	0	0	0	0	0	0	0
American Indian/Alaskan Native:	0	0	0	0	0	0	0
Native Hawaiian/Other Pacific Islander:	0	0	0	0	0	0	0
American Indian/Alaskan Native & White:	0	0	0	0	0	0	0
Asian White:	0	0	0	0	0	0	0
Black/African American & White:	0	0	0	0	0	0	0
American Indian/Alaskan Native & Black/African American:	0	0	0	0	0	0	0
Other multi-racial:	0	0	0	0	0	0	0
Asian/Pacific Islander:	0	0	0	0	0	0	0
Hispanic:	0	0	0	0	0	0	0
Total:	0	0	0	0	0	0	0
Female-headed Households:	0		0		0		

Income Category:

	Owner	Renter	Total	Person
Extremely Low	0	0	0	0
Low Mod	0	0	0	0
Moderate	0	0	0	0
Non Low Moderate	0	0	0	0
Total	0	0	0	0
Percent Low/Mod	0.0%	0.0%	0.0%	0.0%

Annual Accomplishments Accomplishment Narrative

Year	# Benefiting	Accomplishment Narrative
2019	3,765	This project removed slum and blight by replacing the roof, door, and windows.

UGLG:

Grant Year: 2019

Project: 0001 - CDBG Economic Development Projects

Objective:

IDIS Activity: 10042 - Creative Impressions Admin

Outcome:

Activity to prevent, prepare for, and respond to Coronavirus: No

Status: Completed 02/25/2025

Matrix Code: General Program Administration (21A)

Location:

National Objective:

, -

Initial Funding Date: 08/13/2021

Description:

Financing:

Creative Impressions Admin

Funded Amount: \$10,390.00

Net Drawn: \$10,390.00

Balance: \$0.00

Proposed Accomplishments:

: 0

Total Population in Service Area: 0

Census Tract Percent Low / Mod: 0.00

Actual Accomplishments:

Number assisted:

Owner		Renter		Total		Person
Total	Hispanic	Total	Hispanic	Total	Hispanic	

White:	0	0	0	0	0	0	0
Black/African American:	0	0	0	0	0	0	0
Asian:	0	0	0	0	0	0	0
American Indian/Alaskan Native:	0	0	0	0	0	0	0
Native Hawaiian/Other Pacific Islander:	0	0	0	0	0	0	0
American Indian/Alaskan Native & White:	0	0	0	0	0	0	0
Asian White:	0	0	0	0	0	0	0
Black/African American & White:	0	0	0	0	0	0	0
American Indian/Alaskan Native & Black/African American:	0	0	0	0	0	0	0
Other multi-racial:	0	0	0	0	0	0	0
Asian/Pacific Islander:	0	0	0	0	0	0	0
Hispanic:	0	0	0	0	0	0	0
Total:	0	0	0	0	0	0	0
Female-headed Households:	0		0		0		

Income Category:

	Owner	Renter	Total	Person
Extremely Low	0	0	0	0
Low Mod	0	0	0	0
Moderate	0	0	0	0
Non Low Moderate	0	0	0	0
Total	0	0	0	0
Percent Low/Mod	0.0%	0.0%	0.0%	0.0%

Annual Accomplishments	Accomplishment Narrative
Year	# Benefiting

UGLG:	DEVILS LAKE				
Grant Year:	2019				
Project:	0002 - CDBG Public Facility Projects			Objective:	Create suitable living environments
IDIS Activity:	10052 - St. Josephs Closet Removal of Architectural Barriers			Outcome:	Availability/accessibility
Activity to prevent, prepare for, and respond to Coronavirus: No					
Status:	Completed 03/14/2025			Matrix Code:	Other Public Improvements Not Listed in 03A-03S (03Z)
Location:					
423 6th St NE Devils Lake, ND 58301-2521				National Objective: LMC	
Initial Funding Date: 10/01/2021				Description:	
Financing:				This project is to Remove Architectural Barriers at St.	
Funded Amount: \$86,278.00				Joseph's Closet, the store is located in the basement of 501 4th Ave NE, Devils Lake,	
Net Drawn: \$86,278.00				ND.	
Balance: \$0.00				This project includes the Removal of Architectural Barriers through installation of a lift.	
Proposed Accomplishments:					
People (General) : 1,473					
Total Population in Service Area: 0					
Census Tract Percent Low / Mod: 0.00					
Actual Accomplishments:					
Number assisted:					
		Owner	Renter	Total	
Total	Hispanic	Total	Hispanic	Total	Hispanic Person

White:	0	0	0	0	0	0	5607
Black/African American:	0	0	0	0	0	0	13
Asian:	0	0	0	0	0	0	48
American Indian/Alaskan Native:	0	0	0	0	0	0	199
Native Hawaiian/Other Pacific Islander:	0	0	0		0	0	0
American Indian/Alaskan Native & White:	0	0	0	0	0	0	0
Asian White:	0	0	0	0	0	0	0
Black/African American & White:	0	0	0	0	0	0	0
American Indian/Alaskan Native & Black/African American:	0	0	0	0	0	0	0
Other multi-racial:	0	0	0	0	0	0	0
Asian/Pacific Islander:	0	0	0	0	0	0	0
Hispanic:	0	0	0	0	0	0	0
Total:	0	0	0	0	0	0	5,867
Female-headed Households:	0		0		0		

Income Category:

	Owner	Renter	Total	Person
Extremely Low	0	0	0	2,103
Low Mod	0	0	0	1,882
Moderate	0	0	0	1,882
Non Low Moderate	0	0	0	0
Total	0	0	0	5,867
Percent Low/Mod	0.0%	0.0%	0.0%	100%

Annual Accomplishments Accomplishment Narrative

Year	# Benefiting	Accomplishment Narrative
2019		0This project is to Remove Architectural Barriers at St. Joseph's Closet, the store is located in the basement of 501 4th Ave NE, Devils Lake, ND. This project includes the Removal of Architectural Barriers through installation of a lift.

UGLG:	BENSON COUNTY				
Grant Year:	2019				
Project:	0003 - CDBG Public Facility Projects			Objective:	Create suitable living environments
IDIS Activity:	10073 - Benson County Events Center Roof			Outcome:	Sustainability
Activity to prevent, prepare for, and respond to Coronavirus: No					
Status:	Completed 03/14/2025			Matrix Code:	Neighborhood Facilities (03E)
Location:					
PO Box 206 Minnewaukan, ND 58351-0206			National Objective: LMA		
Initial Funding Date: 12/22/2021			Description:		
Financing:			The Benson County Events Center needs roof repairs.		
Funded Amount: \$28,200.00			The repairs needed are the installation of new NeoGuard mastic over five rows of panel butt laps, installation of over-sized fasteners to any loose or over tightened fasteners and areas missing fasteners that are not over red iron, installation of NeoGuard mastic where fasteners are missing and cannot be re-installed, installation of a new piece of metal and new metal drop to allow for new downspout at the gutter, and the fabrication and installation of one new close downspout that is currently missing.		
Net Drawn: \$28,200.00					
Balance: \$0.00					
Proposed Accomplishments:					
People (General) : 4,616					
Total Population in Service Area: 6,785					
Census Tract Percent Low / Mod: 68.00					
Actual Accomplishments:					
Number assisted:					
		Owner	Renter	Total	
Total	Hispanic	Total	Hispanic	Total	Hispanic Person

White:	0	0	0	0	0	0	0
Black/African American:	0	0	0	0	0	0	0
Asian:	0	0	0	0	0	0	0
American Indian/Alaskan Native:	0	0	0	0	0	0	0
Native Hawaiian/Other Pacific Islander:	0	0	0	0	0	0	0
American Indian/Alaskan Native & White:	0	0	0	0	0	0	0
Asian White:	0	0	0	0	0	0	0
Black/African American & White:	0	0	0	0	0	0	0
American Indian/Alaskan Native & Black/African American:	0	0	0	0	0	0	0
Other multi-racial:	0	0	0	0	0	0	0
Asian/Pacific Islander:	0	0	0	0	0	0	0
Hispanic:	0	0	0	0	0	0	0
Total:	0	0	0	0	0	0	0
Female-headed Households:	0		0		0		

Income Category:

	Owner	Renter	Total	Person
Extremely Low	0	0	0	0
Low Mod	0	0	0	0
Moderate	0	0	0	0
Non Low Moderate	0	0	0	0
Total	0	0	0	0
Percent Low/Mod	0.0%	0.0%	0.0%	0.0%

Annual Accomplishments

Accomplishment Narrative

Year	# Benefiting	Accomplishment Narrative
2019		0The Benson County Events Center needs roof repairs. The repairs needed are the installation of new NeoGuard mastic over five rows of panel butt laps, installation of over-sized fasteners to any loose or over tightened fasteners and areas missing fasteners that are not over red iron, installation of NeoGuard mastic where fasteners are missing and cannot be re-installed, installation of a new piece of metal and new metal drop to allow for new downspout at the gutter, and the fabrication and installation of one new close downspout that is currently missing

White:	0	0	0	0	0	0	0
Black/African American:	0	0	0	0	0	0	0
Asian:	0	0	0	0	0	0	0
American Indian/Alaskan Native:	0	0	0	0	0	0	0
Native Hawaiian/Other Pacific Islander:	0	0	0	0	0	0	0
American Indian/Alaskan Native & White:	0	0	0	0	0	0	0
Asian White:	0	0	0	0	0	0	0
Black/African American & White:	0	0	0	0	0	0	0
American Indian/Alaskan Native & Black/African American:	0	0	0	0	0	0	0
Other multi-racial:	0	0	0	0	0	0	0
Asian/Pacific Islander:	0	0	0	0	0	0	0
Hispanic:	0	0	0	0	0	0	0
Total:	0	0	0	0	0	0	0
Female-headed Households:	0		0		0		

Income Category:

	Owner	Renter	Total	Person
Extremely Low	0	0	0	0
Low Mod	0	0	0	0
Moderate	0	0	0	0
Non Low Moderate	0	0	0	0
Total	0	0	0	0
Percent Low/Mod	0.0%	0.0%	0.0%	0.0%

Annual Accomplishments		Accomplishment Narrative
Year	# Benefiting	
2019		2This project removed slum and blight by replacing doors and windows.

UGLG:

Grant Year: 2019

Project: 0001 - CDBG Economic Development Projects

Objective:

IDIS Activity: 10085 - Downtown Laundry/KD Real Estate, LLC Main Street

Outcome:

Activity to prevent, prepare for, and respond to Coronavirus: No

Status: Completed 02/25/2025

Matrix Code: General Program Administration (21A)

Location:

National Objective:

, -

Initial Funding Date: 02/03/2022

Description:

Financing:

Downtown LaundryKD Real Estate, LLC Main Street Admin

Funded Amount: \$5,290.00

Net Drawn: \$5,290.00

Balance: \$0.00

Proposed Accomplishments:

: 0

Total Population in Service Area: 0

Census Tract Percent Low / Mod: 0.00

Actual Accomplishments:

Number assisted:

Owner		Renter		Total		
Total	Hispanic	Total	Hispanic	Total	Hispanic	Person

White:	0	0	0	0	0	0	0
Black/African American:	0	0	0	0	0	0	0
Asian:	0	0	0	0	0	0	0
American Indian/Alaskan Native:	0	0	0	0	0	0	0
Native Hawaiian/Other Pacific Islander:	0	0	0	0	0	0	0
American Indian/Alaskan Native & White:	0	0	0	0	0	0	0
Asian White:	0	0	0	0	0	0	0
Black/African American & White:	0	0	0	0	0	0	0
American Indian/Alaskan Native & Black/African American:	0	0	0	0	0	0	0
Other multi-racial:	0	0	0	0	0	0	0
Asian/Pacific Islander:	0	0	0	0	0	0	0
Hispanic:	0	0	0	0	0	0	0
Total:	0	0	0	0	0	0	0
Female-headed Households:	0		0		0		

Income Category:

	Owner	Renter	Total	Person
Extremely Low	0	0	0	0
Low Mod	0	0	0	0
Moderate	0	0	0	0
Non Low Moderate	0	0	0	0
Total	0	0	0	0
Percent Low/Mod	0.0%	0.0%	0.0%	0.0%

Annual Accomplishments	Accomplishment Narrative
Year # Benefiting	

Owner		Renter		Total		
Total	Hispanic	Total	Hispanic	Total	Hispanic	Person

White:	0	0	0	0	0	0	0
Black/African American:	0	0	0	0	0	0	0
Asian:	0	0	0	0	0	0	0
American Indian/Alaskan Native:	0	0	0	0	0	0	0
Native Hawaiian/Other Pacific Islander:	0	0	0	0	0	0	0
American Indian/Alaskan Native & White:	0	0	0	0	0	0	0
Asian White:	0	0	0	0	0	0	0
Black/African American & White:	0	0	0	0	0	0	0
American Indian/Alaskan Native & Black/African American:	0	0	0	0	0	0	0
Other multi-racial:	0	0	0	0	0	0	0
Asian/Pacific Islander:	0	0	0	0	0	0	0
Hispanic:	0	0	0	0	0	0	0
Total:	0	0	0	0	0	0	0
Female-headed Households:	0		0		0		

Income Category:

	Owner	Renter	Total	Person
Extremely Low	0	0	0	0
Low Mod	0	0	0	0
Moderate	0	0	0	0
Non Low Moderate	0	0	0	0
Total	0	0	0	0
Percent Low/Mod	0.0%	0.0%	0.0%	0.0%

Annual Accomplishments

		Accomplishment Narrative
Year	# Benefiting	
2020		0The Ramsey County Law Enforcement Center is looking to upgrade their current 911 operating system. The current system they have is 15 years old, the software is no longer supported, the hardware is no longer supported or easily obtainable. With the current operating system, if it were to fail, the 911 dispatchers will not be able to communicate with emergency responders in the field. The current system supports 4 counties: Ramsey, Benson, Eddy, and Nelson. The system they have chosen is the Motorola System, this system has also been chosen by the state. This will make the system interoperable with other emergency responders and make communication much easier in case of large-scale emergency.

UGLG:	ELGIN						
Grant Year:	2019						
Project:	0003 - CDBG Public Facility Projects	Objective:	Create suitable living environments				
IDIS Activity:	10114 - City of Elgin Water Main and Sewer Main Replacement	Outcome:	Availability/accessibility				
Activity to prevent, prepare for, and respond to Coronavirus: No							
Status:	Completed 11/07/2024	Matrix Code:	Water/Sewer Improvements (03J)				
Location:							
305 N Main St Elgin, ND 58533-7109		National Objective: LMA					
Initial Funding Date: 03/09/2023		Description:					
Financing:		Project includes replacing water main and sanitary sewer main, along with a full street reconstruct, along 1st Avenue and 2nd Avenue, east of East Street to Highway 49, in Elgin.					
Funded Amount: \$6,430.88		The existing water main is Asbestos Cement Pipe, which the EPA, NDDEQ, and Elgin are pushing to remove from service.					
Net Drawn: \$6,430.88		The sanitary sewer main is clay pipe and is well beyond its design life.					
Balance: \$0.00		The streets in this area, though not designated truck routes, have had a considerable amount of truck traffic and are now failing.					
Proposed Accomplishments:		A new pavement section will be designed to support truck traffic so Elgin can designate these streets as a truck route, if they so desire.					
People (General) : 565							
Total Population in Service Area: 565							
Census Tract Percent Low / Mod: 60.10							
Actual Accomplishments:							
Number assisted:							
		Owner		Renter		Total	
		Total	Hispanic	Total	Hispanic	Total	Hispanic Person

White:	0	0	0	0	0	0	0
Black/African American:	0	0	0	0	0	0	0
Asian:	0	0	0	0	0	0	0
American Indian/Alaskan Native:	0	0	0	0	0	0	0
Native Hawaiian/Other Pacific Islander:	0	0	0	0	0	0	0
American Indian/Alaskan Native & White:	0	0	0	0	0	0	0
Asian White:	0	0	0	0	0	0	0
Black/African American & White:	0	0	0	0	0	0	0
American Indian/Alaskan Native & Black/African American:	0	0	0	0	0	0	0
Other multi-racial:	0	0	0	0	0	0	0
Asian/Pacific Islander:	0	0	0	0	0	0	0
Hispanic:	0	0	0	0	0	0	0
Total:	0	0	0	0	0	0	0
Female-headed Households:	0		0		0		

Income Category:

	Owner	Renter	Total	Person
Extremely Low	0	0	0	0
Low Mod	0	0	0	0
Moderate	0	0	0	0
Non Low Moderate	0	0	0	0
Total	0	0	0	0
Percent Low/Mod	0.0%	0.0%	0.0%	0.0%

Annual Accomplishments

		Accomplishment Narrative
Year	# Benefiting	
2020		0The City of Elgin replaced the water main and sanitary sewer main, along with a full street reconstruction. This took place along 1st Ave and 2nd Ave east of East Street to Highway 49 in Elgin. The existing water main had Asbestos Cement Pipe, which the EPA, NDDEQ, and Elgin were pushing to remove from service.

UGLG:	DAZEY		
Grant Year:	2019		
Project:	0003 - CDBG Public Facility Projects	Objective:	Create suitable living environments
IDIS Activity:	10158 - Dazey Sanitary Sewer Improvements	Outcome:	Availability/accessibility
Activity to prevent, prepare for, and respond to Coronavirus:	No		
Status:	Completed 05/29/2025	Matrix Code:	Water/Sewer Improvements (03J)
Location:			
424 4th St Dazey, ND 58429-4024		National Objective:	LMA
Initial Funding Date:	02/05/2024	Description:	
Financing:		The city of Dazeys sanitary sewer improvements include the addition of four manholes on ends of existing mains, grouting of flow lines within existing mains, grouting of flow lines within 28 existing manholes, adjustments made on 19 manholes for accessibility, replacement of approximately 400 linear feet of	
Funded Amount:	\$58,064.48	20	
Net Drawn:	\$58,064.48		
Balance:	\$0.00		
Proposed Accomplishments:			
People (General) : 100			
Total Population in Service Area: 120			
Census Tract Percent Low / Mod: 83.30			
Actual Accomplishments:			

of segments of ductile iron piping with PVC piping, liftstation waterproofing, surface grading and drainage improvements on 215 yards and streetrepairs after installations are made.

Number assisted:

	Owner		Renter		Total		Person
	Total	Hispanic	Total	Hispanic	Total	Hispanic	
White:	0	0	0	0	0	0	0
Black/African American:	0	0	0	0	0	0	0
Asian:	0	0	0	0	0	0	0
American Indian/Alaskan Native:	0	0	0	0	0	0	0
Native Hawaiian/Other Pacific Islander:	0	0	0	0	0	0	0
American Indian/Alaskan Native & White:	0	0	0	0	0	0	0
Asian White:	0	0	0	0	0	0	0
Black/African American & White:	0	0	0	0	0	0	0
American Indian/Alaskan Native & Black/African American:	0	0	0	0	0	0	0
Other multi-racial:	0	0	0	0	0	0	0
Asian/Pacific Islander:	0	0	0	0	0	0	0
Hispanic:	0	0	0	0	0	0	0
Total:	0	0	0	0	0	0	0
Female-headed Households:	0		0		0		

Income Category:

	Owner	Renter	Total	Person
Extremely Low	0	0	0	0
Low Mod	0	0	0	0
Moderate	0	0	0	0
Non Low Moderate	0	0	0	0
Total	0	0	0	0
Percent Low/Mod	0.0%	0.0%	0.0%	0.0%

Annual Accomplishments Accomplishment Narrative

Year	# Benefiting
2020	0This project included improvements to the sanitary sewer system. Improvements included the addition of four manholes on ends of existing mains, grouting of flow lines within existing mains, grouting of flow lines within 19 existing manholes, and replacements approximately 20' of segments of ductile iron piping with PVC piping.

UGLG:	BOWMAN COUNTY				
Grant Year:	2019				
Project:	0003 - CDBG Housing Projects		Objective:	Create suitable living environments	
IDIS Activity:	10159 - Bowman County Multi-Family Rehabilitation - Bowman		Outcome:	Availability/accessibility	
Activity to prevent, prepare for, and respond to Coronavirus: No					
Status:	Open		Matrix Code:	Rehab; Multi-Unit Residential (14B)	
Location:					
14 3rd Ave SE		Bowman, ND 58623-4040	National Objective:	LMH	
Initial Funding Date:	02/08/2024		Description:		
Financing:					
Funded Amount:	\$76,910.99				
Net Drawn:	\$71,177.00				
Balance:	\$5,733.99				
Proposed Accomplishments:					
Housing Units : 24					
Total Population in Service Area: 0					
Census Tract Percent Low / Mod: 0.00					
Actual Accomplishments:					
Number assisted:					
		Owner	Renter	Total	
Total	Hispanic	Total	Hispanic	Total	Hispanic Person

White:	0	0	0	0	0	0	0
Black/African American:	0	0	0	0	0	0	0
Asian:	0	0	0	0	0	0	0
American Indian/Alaskan Native:	0	0	0	0	0	0	0
Native Hawaiian/Other Pacific Islander:	0	0	0	0	0	0	0
American Indian/Alaskan Native & White:	0	0	0	0	0	0	0
Asian White:	0	0	0	0	0	0	0
Black/African American & White:	0	0	0	0	0	0	0
American Indian/Alaskan Native & Black/African American:	0	0	0	0	0	0	0
Other multi-racial:	0	0	0	0	0	0	0
Asian/Pacific Islander:	0	0	0	0	0	0	0
Hispanic:	0	0	0	0	0	0	0
Total:	0	0	0	0	0	0	0
Female-headed Households:	0		0		0		

Income Category:

	Owner	Renter	Total	Person
Extremely Low	0	0	0	0
Low Mod	0	0	0	0
Moderate	0	0	0	0
Non Low Moderate	0	0	0	0
Total	0	0	0	0
Percent Low/Mod	0.0%	0.0%	0.0%	0.0%

Annual Accomplishments	Accomplishment Narrative
Year	# Benefiting

UGLG:

Grant Year: 2020

Project: 0002 - 2020 CDBG Admin and TA funds plus CDBG CV admin Objective:

IDIS Activity: 9973 - 2020 CDBG Admin funds Outcome:

Activity to prevent, prepare for, and respond to Coronavirus: No

Status: Open Matrix Code: State Administration (21J)

Location:
, - National Objective:

Initial Funding Date: 11/02/2020 Description:
Financing: 2020 CDBG Administration funds
Funded Amount: \$179,835.00
Net Drawn: \$179,835.00
Balance: \$0.00

Proposed Accomplishments:
: 0
Total Population in Service Area: 0
Census Tract Percent Low / Mod: 0.00

Actual Accomplishments:

Number assisted:

Owner		Renter		Total		Person
Total	Hispanic	Total	Hispanic	Total	Hispanic	

White:	0	0	0	0	0	0	0
Black/African American:	0	0	0	0	0	0	0
Asian:	0	0	0	0	0	0	0
American Indian/Alaskan Native:	0	0	0	0	0	0	0
Native Hawaiian/Other Pacific Islander:	0	0	0	0	0	0	0
American Indian/Alaskan Native & White:	0	0	0	0	0	0	0
Asian White:	0	0	0	0	0	0	0
Black/African American & White:	0	0	0	0	0	0	0
American Indian/Alaskan Native & Black/African American:	0	0	0	0	0	0	0
Other multi-racial:	0	0	0	0	0	0	0
Asian/Pacific Islander:	0	0	0	0	0	0	0
Hispanic:	0	0	0	0	0	0	0
Total:	0	0	0	0	0	0	0
Female-headed Households:	0		0		0		

Income Category:

	Owner	Renter	Total	Person
Extremely Low	0	0	0	0
Low Mod	0	0	0	0
Moderate	0	0	0	0
Non Low Moderate	0	0	0	0
Total	0	0	0	0
Percent Low/Mod	0.0%	0.0%	0.0%	0.0%

Annual Accomplishments	Accomplishment Narrative
Year	# Benefiting

UGLG: MOTT

Grant Year: 2020

Project: 0003 - CDBG Housing Projects

Objective: Create suitable living environments

IDIS Activity: 10028 - Mott Rural Housing Rehab

Outcome: Availability/accessibility

Activity to prevent, prepare for, and respond to Coronavirus: No

Status: Completed 01/24/2025

Matrix Code: Rehab; Multi-Unit Residential (14B)

Location:

202 E 3rd St Mott, ND 58646-7524

National Objective: LMH

Initial Funding Date: 06/11/2021

Financing:

Funded Amount: \$66,903.48

Net Drawn: \$66,903.48

Balance: \$0.00

Description:

Ramps, storm doors, and concrete work leading up to the ramps to give residents access to the building will be completed.

Proposed Accomplishments:

Housing Units : 8

Total Population in Service Area: 0

Census Tract Percent Low / Mod: 0.00

Actual Accomplishments:

Number assisted:

Owner		Renter		Total		
Total	Hispanic	Total	Hispanic	Total	Hispanic	Person

White:	8	0	0	0	8	0	0
Black/African American:	0	0	0	0	0	0	0
Asian:	0	0	0	0	0	0	0
American Indian/Alaskan Native:	0	0	0	0	0	0	0
Native Hawaiian/Other Pacific Islander:	0	0	0	0	0	0	0
American Indian/Alaskan Native & White:	0	0	0	0	0	0	0
Asian White:	0	0	0	0	0	0	0
Black/African American & White:	0	0	0	0	0	0	0
American Indian/Alaskan Native & Black/African American:	0	0	0	0	0	0	0
Other multi-racial:	0	0	0	0	0	0	0
Asian/Pacific Islander:	0	0	0	0	0	0	0
Hispanic:	0	0	0	0	0	0	0
Total:	8	0	0	0	8	0	0
Female-headed Households:	0		0		0		

Income Category:

	Owner	Renter	Total	Person
Extremely Low	0	0	0	0
Low Mod	8	0	8	0
Moderate	0	0	0	0
Non Low Moderate	0	0	0	0
Total	8	0	8	0
Percent Low/Mod	100%	0.0%	100%	0.0%

Annual Accomplishments Accomplishment Narrative

Year	# Benefiting	
2019		0Rehabilitation of rural housing and removal of architectural barriers, including the installation of handicapped accessible ramps.

UGLG:

Grant Year: 2020

Project: 0017 - CDBG-CV Admin

Objective:

IDIS Activity: 10063 - 2019 CDBG-CV state admin funds

Outcome:

Activity to prevent, prepare for, and respond to Coronavirus: Yes

Status: Open

Matrix Code: State Administration (21J)

Location:

National Objective:

, -

Initial Funding Date: 10/19/2021

Description:

Financing:

2020 CDBG-CV state administration funds

Funded Amount: \$319,016.00

Net Drawn: \$310,342.49

Balance: \$8,673.51

Proposed Accomplishments:

: 0

Total Population in Service Area: 0

Census Tract Percent Low / Mod: 0.00

Actual Accomplishments:

Number assisted:

Owner		Renter		Total		Person
Total	Hispanic	Total	Hispanic	Total	Hispanic	

White:	0	0	0	0	0	0	0
Black/African American:	0	0	0	0	0	0	0
Asian:	0	0	0	0	0	0	0
American Indian/Alaskan Native:	0	0	0	0	0	0	0
Native Hawaiian/Other Pacific Islander:	0	0	0	0	0	0	0
American Indian/Alaskan Native & White:	0	0	0	0	0	0	0
Asian White:	0	0	0	0	0	0	0
Black/African American & White:	0	0	0	0	0	0	0
American Indian/Alaskan Native & Black/African American:	0	0	0	0	0	0	0
Other multi-racial:	0	0	0	0	0	0	0
Asian/Pacific Islander:	0	0	0	0	0	0	0
Hispanic:	0	0	0	0	0	0	0
Total:	0	0	0	0	0	0	0
Female-headed Households:	0		0		0		

Income Category:

	Owner	Renter	Total	Person
Extremely Low	0	0	0	0
Low Mod	0	0	0	0
Moderate	0	0	0	0
Non Low Moderate	0	0	0	0
Total	0	0	0	0
Percent Low/Mod	0.0%	0.0%	0.0%	0.0%

Annual Accomplishments	Accomplishment Narrative
Year # Benefiting	

White:	0	0	0	0	0	0	0
Black/African American:	0	0	0	0	0	0	0
Asian:	0	0	0	0	0	0	0
American Indian/Alaskan Native:	0	0	0	0	0	0	0
Native Hawaiian/Other Pacific Islander:	0	0	0	0	0	0	0
American Indian/Alaskan Native & White:	0	0	0	0	0	0	0
Asian White:	0	0	0	0	0	0	0
Black/African American & White:	0	0	0	0	0	0	0
American Indian/Alaskan Native & Black/African American:	0	0	0	0	0	0	0
Other multi-racial:	0	0	0	0	0	0	0
Asian/Pacific Islander:	0	0	0	0	0	0	0
Hispanic:	0	0	0	0	0	0	0
Total:	0	0	0	0	0	0	0
Female-headed Households:	0		0		0		

Income Category:

	Owner	Renter	Total	Person
Extremely Low	0	0	0	0
Low Mod	0	0	0	0
Moderate	0	0	0	0
Non Low Moderate	0	0	0	0
Total	0	0	0	0
Percent Low/Mod	0.0%	0.0%	0.0%	0.0%

Annual Accomplishments

Accomplishment Narrative

Year	# Benefiting	
2020		<p>0The Ramsey County Law Enforcement Center is looking to upgrade their current 911 operating system. The current system they have is 15 years old, the software is no longer supported, the hardware is no longer supported or easily obtainable. With the current operating system, if it were to fail, the 911 dispatchers will not be able to communicate with emergency responders in the field. The current system supports 4 counties: Ramsey, Benson, Eddy, and Nelson.</p> <p>The system they have chosen is the Motorola System, this system has also been chosen by the state. This will make the system interoperable with other emergency responders and make communication much easier in case of large-scale emergency.</p>

UGLG:	STREETER				
Grant Year:	2020				
Project:	0003 - CDBG Public Facility Projects		Objective:	Create suitable living environments	
IDIS Activity:	10087 - Streeter Lagoon Improvements		Outcome:	Sustainability	
Activity to prevent, prepare for, and respond to Coronavirus: No					
Status:	Completed 03/14/2025		Matrix Code:	Water/Sewer Improvements (03J)	
Location:					
PO Box 127 Streeter, ND 58483-0127			National Objective: LMA		
Initial Funding Date: 02/03/2022			Description:		
Financing:			This project will install an earthen coffer dam in Streeter Lake to isolate the outflow pipe from cell three.		
Funded Amount: \$99,220.00			Once the coffer dam is complete, the water inside the coffer dam would be pumped out and allow access to the end of the pipe and the flap gate that is installed on the end of the pipe.		
Net Drawn: \$99,220.00			This alternate would then allow for gate valves and cleanouts to be installed at the midpoint of the discharge line, which would then allow a contractor to jet and clean the line in each direction and the replacement of the gate valve on the inlet line going into the lagoon.		
Balance: \$0.00					
Proposed Accomplishments:					
People (General) : 50					
Total Population in Service Area: 85					
Census Tract Percent Low / Mod: 58.80					
Actual Accomplishments:					
Number assisted:					
		Owner	Renter	Total	
Total	Hispanic	Total	Hispanic	Total	Hispanic Person

White:	0	0	0	0	0	0	0
Black/African American:	0	0	0	0	0	0	0
Asian:	0	0	0	0	0	0	0
American Indian/Alaskan Native:	0	0	0	0	0	0	0
Native Hawaiian/Other Pacific Islander:	0	0	0	0	0	0	0
American Indian/Alaskan Native & White:	0	0	0	0	0	0	0
Asian White:	0	0	0	0	0	0	0
Black/African American & White:	0	0	0	0	0	0	0
American Indian/Alaskan Native & Black/African American:	0	0	0	0	0	0	0
Other multi-racial:	0	0	0	0	0	0	0
Asian/Pacific Islander:	0	0	0	0	0	0	0
Hispanic:	0	0	0	0	0	0	0
Total:	0	0	0	0	0	0	0
Female-headed Households:	0		0		0		

Income Category:

	Owner	Renter	Total	Person
Extremely Low	0	0	0	0
Low Mod	0	0	0	0
Moderate	0	0	0	0
Non Low Moderate	0	0	0	0
Total	0	0	0	0
Percent Low/Mod	0.0%	0.0%	0.0%	0.0%

Annual Accomplishments

Accomplishment Narrative

Year	# Benefiting	
2020		0This project will install an earthen coffer dam in Streeter Lake to isolate the outflow pipe from cell three. Once the coffer dam is complete, the water inside the coffer dam would be pumped out and allow access to the end of the pipe and the flap gate that is installed on the end of the pipe. This alternate would then allow for gate valves and cleanouts to be installed at the midpoint of the discharge line, which would then allow a contractor to jet and clean the line in each direction and the replacement of the gate valve on the inlet line going into the lagoon.

UGLG: WISHEK

Grant Year: 2020

Project: 0003 - CDBG Public Facility Projects

Objective: Create suitable living environments

IDIS Activity: 10111 - Wishek Senior Center Rehabilitation

Outcome: Sustainability

Activity to prevent, prepare for, and respond to Coronavirus: No

Status: Completed 05/29/2025

Matrix Code: Senior Centers (03A)

Location:

PO Box 306 Wishek, ND 58495-0306

National Objective: LMC

Initial Funding Date: 01/10/2023

Description:

Financing:

Funded Amount: \$23,806.25

Net Drawn: \$23,806.25

Balance: \$0.00

The senior center in Wishek has a sewer backup once every six weeks that began in 2020 and has progressively worsened, costing the Senior Center more funding to put in temporary measures.

The sewer line within the building was assessed by a plumber and is inadequate. The existing piping will be removed, and new sewer pipes will be installed within the building to relieve the sewer backup.

The more adequate line to the main sewer that will prevent future sewer backups.

This will not add any sewer lines underground or enlarge the sewer system but will rather reroute the existing in building piping for a more efficient system.

The current furnace in the senior center is failing and is also not adequate for the size of the building.

A new furnace will need to be installed.

The current furnace is a 3 ton system with 36000 btus and will be replaced with a 5 ton system with 60000 btus.

This will allow the system to heat the building more efficiently and reduce annual heating costs.

Wiring, ducting and a new thermostat will be installed at the same time as the new heating system.

The lighting in the senior center is inadequate and needs replacement.

The project will include retro-fitting 6 existing ballast lamp fixtures with ballast bypass led lamps.

The lighting system will not be enlarged, but rather made more efficient.

Proposed Accomplishments:

People (General) : 362

Total Population in Service Area: 0

Census Tract Percent Low / Mod: 0.00

Actual Accomplishments:

Number assisted:

	Owner		Renter		Total		Person
	Total	Hispanic	Total	Hispanic	Total	Hispanic	
White:	0	0	0	0	0	0	914
Black/African American:	0	0	0	0	0	0	0
Asian:	0	0	0	0	0	0	3
American Indian/Alaskan Native:	0	0	0	0	0	0	0
Native Hawaiian/Other Pacific Islander:	0	0	0	0	0	0	0
American Indian/Alaskan Native & White:	0	0	0	0	0	0	7
Asian White:	0	0	0	0	0	0	4
Black/African American & White:	0	0	0	0	0	0	0
American Indian/Alaskan Native & Black/African American:	0	0	0	0	0	0	0
Other multi-racial:	0	0	0	0	0	0	0
Asian/Pacific Islander:	0	0	0	0	0	0	0
Hispanic:	0	0	0	0	0	0	0
Total:	0	0	0	0	0	0	928
Female-headed Households:	0		0		0		

Income Category:

	Owner	Renter	Total	Person
Extremely Low	0	0	0	0
Low Mod	0	0	0	928
Moderate	0	0	0	0
Non Low Moderate	0	0	0	0
Total	0	0	0	928
Percent Low/Mod	0.0%	0.0%	0.0%	100%

Annual Accomplishments	Accomplishment Narrative
Year	# Benefiting

2020	0The senior center in Wishek has a sewer backup once every six weeks that began in 2020 and has progressively worsened, costing the Senior Center more funding to put in temporary measures. The sewer line within the building was assessed by a plumber and is inadequate. The existing piping will be removed, and new sewer pipes will be installed within the building to relieve the sewer backup. The more adequate line to the main sewer that will prevent future sewer backups. This will not add any sewer lines underground or enlarge the sewer system but will rather reroute the existing in building piping for a more efficient system. The current furnace in the senior center is failing and is also not adequate for the size of the building. A new furnace will need to be installed. The current furnace is a 3 ton system with 36000 btus and will be replaced with a 5 ton system with 60000 btus. This will allow the system to heat the building more efficiently and reduce annual heating costs. Wiring, ducting and a new thermostat will be installed at the same time as the new heating system. The lighting in the senior center is inadequate and needs replacement. The project will include retro-fitting 6 existing ballast lamp fixtures with ballast bypass led lamps. The lighting system will not be enlarged, but rather made more efficient.
------	---

Owner		Renter		Total		
Total	Hispanic	Total	Hispanic	Total	Hispanic	Person

White:	0	0	0	0	0	0	0
Black/African American:	0	0	0	0	0	0	0
Asian:	0	0	0	0	0	0	0
American Indian/Alaskan Native:	0	0	0	0	0	0	0
Native Hawaiian/Other Pacific Islander:	0	0	0	0	0	0	0
American Indian/Alaskan Native & White:	0	0	0	0	0	0	0
Asian White:	0	0	0	0	0	0	0
Black/African American & White:	0	0	0	0	0	0	0
American Indian/Alaskan Native & Black/African American:	0	0	0	0	0	0	0
Other multi-racial:	0	0	0	0	0	0	0
Asian/Pacific Islander:	0	0	0	0	0	0	0
Hispanic:	0	0	0	0	0	0	0
Total:	0	0	0	0	0	0	0
Female-headed Households:	0		0		0		

Income Category:

	Owner	Renter	Total	Person
Extremely Low	0	0	0	0
Low Mod	0	0	0	0
Moderate	0	0	0	0
Non Low Moderate	0	0	0	0
Total	0	0	0	0
Percent Low/Mod	0.0%	0.0%	0.0%	0.0%

Annual Accomplishments Accomplishment Narrative

Year	# Benefiting	Accomplishment Narrative
2020		0The City of Elgin replaced the water main and sanitary sewer main, along with a full street reconstruction. This took place along 1st Ave and 2nd Ave east of East Street to Highway 49 in Elgin. The existing water main had Asbestos Cement Pipe, which the EPA, NDDEQ, and Elgin were pushing to remove from service.

Owner		Renter		Total		
Total	Hispanic	Total	Hispanic	Total	Hispanic	Person

White:	0	0	0	0	0	0	0
Black/African American:	0	0	0	0	0	0	0
Asian:	0	0	0	0	0	0	0
American Indian/Alaskan Native:	0	0	0	0	0	0	0
Native Hawaiian/Other Pacific Islander:	0	0	0	0	0	0	0
American Indian/Alaskan Native & White:	0	0	0	0	0	0	0
Asian White:	0	0	0	0	0	0	0
Black/African American & White:	0	0	0	0	0	0	0
American Indian/Alaskan Native & Black/African American:	0	0	0	0	0	0	0
Other multi-racial:	0	0	0	0	0	0	0
Asian/Pacific Islander:	0	0	0	0	0	0	0
Hispanic:	0	0	0	0	0	0	0
Total:	0	0	0	0	0	0	0
Female-headed Households:	0		0		0		

Income Category:

	Owner	Renter	Total	Person
Extremely Low	0	0	0	0
Low Mod	0	0	0	0
Moderate	0	0	0	0
Non Low Moderate	0	0	0	0
Total	0	0	0	0
Percent Low/Mod	0.0%	0.0%	0.0%	0.0%

Annual Accomplishments

Annual Accomplishments		Accomplishment Narrative
Year	# Benefiting	
2020		0A new chemical feed building constructed next to the existing wells. The new building includes water meter, controls to operate the system, valving, and would either involve relocating the existing chemical feed equipment, or replacing it with new chemical feed equipment. Some pipework is involved to connect the new chemical feed building to the water system and existing wells. The old, existing well house building is to be demolished, and the existing abandoned well would be removed and properly plugged. Recommended improvements also include replacing existing aging controls and an inoperable gate valve at the City's water tower.

UGLG:	City of Fordville				
Grant Year:	2020				
Project:	0011 - CDBG Enhance Local Public Infrastructure and Planning			Objective:	Create suitable living environments
IDIS Activity:	10120 - City of Fordville Sidewalk Replacement/ADA			Outcome:	Availability/accessibility
Activity to prevent, prepare for, and respond to Coronavirus: No					
Status:	Open			Matrix Code:	Sidewalks (03L)
Location:					
PO Box 218 Fordville, ND 58231-0218			National Objective: LMC		
Initial Funding Date: 03/15/2023			Description:		
Financing:			The sidewalks and curb and gutters within Fordville's downtown are in total disrepair and pose a hazard for citizens of all age groups.		
Funded Amount: \$116,653.00			Many of the sidewalks and curbing have deteriorated to the point of requiring complete replacement.		
Net Drawn: \$116,653.00			It is currently difficult to access buildings on Main Street and the current sidewalks do not all have accessible entrances on the curbs.		
Balance: \$0.00			The water does not drain properly on the roadway due to deteriorated curb and gutterbituminous pavement.		
Proposed Accomplishments:					
People (General) : 51					
Total Population in Service Area: 0					
Census Tract Percent Low / Mod: 0.00					
Actual Accomplishments:					
Number assisted:					
		Owner	Renter	Total	
Total	Hispanic	Total	Hispanic	Total	Hispanic Person

White:	0	0	0	0	0	0	0
Black/African American:	0	0	0	0	0	0	0
Asian:	0	0	0	0	0	0	0
American Indian/Alaskan Native:	0	0	0	0	0	0	0
Native Hawaiian/Other Pacific Islander:	0	0	0	0	0	0	0
American Indian/Alaskan Native & White:	0	0	0	0	0	0	0
Asian White:	0	0	0	0	0	0	0
Black/African American & White:	0	0	0	0	0	0	0
American Indian/Alaskan Native & Black/African American:	0	0	0	0	0	0	0
Other multi-racial:	0	0	0	0	0	0	0
Asian/Pacific Islander:	0	0	0	0	0	0	0
Hispanic:	0	0	0	0	0	0	0
Total:	0	0	0	0	0	0	0
Female-headed Households:	0		0		0		

Income Category:

	Owner	Renter	Total	Person
Extremely Low	0	0	0	0
Low Mod	0	0	0	0
Moderate	0	0	0	0
Non Low Moderate	0	0	0	0
Total	0	0	0	0
Percent Low/Mod	0.0%	0.0%	0.0%	0.0%

Annual Accomplishments	Accomplishment Narrative
Year # Benefiting	

UGLG:	NORTHWOOD				
Grant Year:	2020				
Project:	0003 - CDBG Public Facility Projects		Objective:	Create suitable living environments	
IDIS Activity:	10121 - City of Northwood Sanitary Sewer Improvements		Outcome:	Availability/accessibility	
Activity to prevent, prepare for, and respond to Coronavirus: No					
Status:	Open		Matrix Code:	Water/Sewer Improvements (03J)	
Location:					
PO Box 397 Northwood, ND 58267-0397			National Objective: LMA		
Initial Funding Date: 03/15/2023			Description:		
Financing:			The City of Northwood Sanitary Sewer improvements will address two health and safety crisis by rehabilitating and repairing parts of its sanitary sewer system.		
Funded Amount: \$1,216,462.97			First, the City will abandon the current lift station No.		
Net Drawn: \$251,228.98			5 and construct a new concrete lift station approximately 500 feet along Washington Avenue.		
Balance: \$965,233.99			Lift station No.		
Proposed Accomplishments:			6 will also be enhanced with new pumps.		
People (General) : 740			Second, the sanitary sewer line near the railroad tracks on Washington Avenue will be bored and jacked with steel casing across the railroad tracks to install new sanitary sewer piping.		
Total Population in Service Area: 740					
Census Tract Percent Low / Mod: 55.90					
Actual Accomplishments:					
Number assisted:					
		Owner	Renter	Total	
Total	Hispanic	Total	Hispanic	Total	Hispanic Person

White:	0	0	0	0	0	0	0
Black/African American:	0	0	0	0	0	0	0
Asian:	0	0	0	0	0	0	0
American Indian/Alaskan Native:	0	0	0	0	0	0	0
Native Hawaiian/Other Pacific Islander:	0	0	0	0	0	0	0
American Indian/Alaskan Native & White:	0	0	0	0	0	0	0
Asian White:	0	0	0	0	0	0	0
Black/African American & White:	0	0	0	0	0	0	0
American Indian/Alaskan Native & Black/African American:	0	0	0	0	0	0	0
Other multi-racial:	0	0	0	0	0	0	0
Asian/Pacific Islander:	0	0	0	0	0	0	0
Hispanic:	0	0	0	0	0	0	0
Total:	0	0	0	0	0	0	0
Female-headed Households:	0		0		0		

Income Category:

	Owner	Renter	Total	Person
Extremely Low	0	0	0	0
Low Mod	0	0	0	0
Moderate	0	0	0	0
Non Low Moderate	0	0	0	0
Total	0	0	0	0
Percent Low/Mod	0.0%	0.0%	0.0%	0.0%

Annual Accomplishments	Accomplishment Narrative
Year	# Benefiting

White:	0	0	0	0	0	0	0
Black/African American:	0	0	0	0	0	0	0
Asian:	0	0	0	0	0	0	0
American Indian/Alaskan Native:	0	0	0	0	0	0	0
Native Hawaiian/Other Pacific Islander:	0	0	0	0	0	0	0
American Indian/Alaskan Native & White:	0	0	0	0	0	0	0
Asian White:	0	0	0	0	0	0	0
Black/African American & White:	0	0	0	0	0	0	0
American Indian/Alaskan Native & Black/African American:	0	0	0	0	0	0	0
Other multi-racial:	0	0	0	0	0	0	0
Asian/Pacific Islander:	0	0	0	0	0	0	0
Hispanic:	0	0	0	0	0	0	0
Total:	0	0	0	0	0	0	0
Female-headed Households:	0		0		0		

Income Category:

	Owner	Renter	Total	Person
Extremely Low	0	0	0	0
Low Mod	0	0	0	0
Moderate	0	0	0	0
Non Low Moderate	0	0	0	0
Total	0	0	0	0
Percent Low/Mod	0.0%	0.0%	0.0%	0.0%

Annual Accomplishments

Accomplishment Narrative

Year	# Benefiting	
2021		0The City of Velva replaced their sanitary sewer master lift station partially funded by a Community Development Block Grant. The City's sanitary sewer system is a combination of gravity sewer mains, manholes, lift stations, and pressurized force mains that collect the sewage from individual users and transfer it to a lagoon system. The sanitary sewer system consists of five lift stations and a two-cell lagoon system. The existing master lift station was over 50 years old, had aged past its effective service life, and was deteriorating quickly creating an unsafe work environment for City staff. This project made the necessary improvements to the master lift station to ensure it functions properly throughout its anticipated service life and provides quality sanitary sewer service to the City of Velva residents. The entire project scope included approximately 100 linear feet of gravity sanitary sewer, two concrete manholes, a lift station consisting of new concrete wet and dry wells, new pumps, internal plumbing and valves, updated and new electrical and control panels, as well as approximately 100 linear feet of sanitary sewer force main. The lift station replacement was coordinated with proposed future flood control in the area.

UGLG:	ROLETTE COUNTY				
Grant Year:	2020				
Project:	0003 - CDBG Public Facility Projects		Objective:	Create suitable living environments	
IDIS Activity:	10127 - Removal of Architectural Barriers in the Rolette County		Outcome:	Availability/accessibility	
Activity to prevent, prepare for, and respond to Coronavirus: No					
Status:	Open		Matrix Code:	Other Public Improvements Not Listed in 03A-03S (03Z)	
Location:					
102 2nd St NE Rolla, ND 58367-7138			National Objective: LMC		
Initial Funding Date: 07/13/2023			Description:		
Financing:			The Rolette County Historical Society Main Museum was built in the late		
Funded Amount: \$49,980.00			1980's to early 1990's and is now in need of architectural		
Net Drawn: \$21,761.87			barriers removed to make it accessible to all patrons.		
Balance: \$28,218.13			This project will remove architectural barriers at the museum, making the building		
			accessible.		
Proposed Accomplishments:			A few of the barriers that will be removed include completion of an interior concrete		
People (General) : 2,027			floor, ADA entrances, reconstruction of old, deteriorated concrete pads and		
Total Population in Service Area: 0			replacement of doors and handles.		
Census Tract Percent Low / Mod: 0.00					
Actual Accomplishments:					
Number assisted:					
		Owner	Renter	Total	
Total	Hispanic	Total	Hispanic	Total	Hispanic Person

White:	0	0	0	0	0	0	0
Black/African American:	0	0	0	0	0	0	0
Asian:	0	0	0	0	0	0	0
American Indian/Alaskan Native:	0	0	0	0	0	0	0
Native Hawaiian/Other Pacific Islander:	0	0	0	0	0	0	0
American Indian/Alaskan Native & White:	0	0	0	0	0	0	0
Asian White:	0	0	0	0	0	0	0
Black/African American & White:	0	0	0	0	0	0	0
American Indian/Alaskan Native & Black/African American:	0	0	0	0	0	0	0
Other multi-racial:	0	0	0	0	0	0	0
Asian/Pacific Islander:	0	0	0	0	0	0	0
Hispanic:	0	0	0	0	0	0	0
Total:	0	0	0	0	0	0	0
Female-headed Households:	0		0		0		

Income Category:

	Owner	Renter	Total	Person
Extremely Low	0	0	0	0
Low Mod	0	0	0	0
Moderate	0	0	0	0
Non Low Moderate	0	0	0	0
Total	0	0	0	0
Percent Low/Mod	0.0%	0.0%	0.0%	0.0%

Annual Accomplishments	Accomplishment Narrative
Year	# Benefiting

UGLG:

Grant Year: 2020

Project: 0003 - CDBG Public Facility Projects

IDIS Activity: 10128 - Removal of Architectural Barriers in the Rolette County

Activity to prevent, prepare for, and respond to Coronavirus: No

Status: Open

Location:
 , -

Objective:

Outcome:

Matrix Code: General Program Administration (21A)

National Objective:

Initial Funding Date: 07/13/2023

Financing:

Funded Amount: \$4,498.00

Net Drawn: \$4,498.00

Balance: \$0.00

Description:
Removal of Architectural Barriers in the Rolette County Historical Society Main Museum Admin

Proposed Accomplishments:
 : 0

Total Population in Service Area: 0

Census Tract Percent Low / Mod: 0.00

Actual Accomplishments:

Number assisted:

Owner		Renter		Total		Person
Total	Hispanic	Total	Hispanic	Total	Hispanic	

White:	0	0	0	0	0	0	0
Black/African American:	0	0	0	0	0	0	0
Asian:	0	0	0	0	0	0	0
American Indian/Alaskan Native:	0	0	0	0	0	0	0
Native Hawaiian/Other Pacific Islander:	0	0	0	0	0	0	0
American Indian/Alaskan Native & White:	0	0	0	0	0	0	0
Asian White:	0	0	0	0	0	0	0
Black/African American & White:	0	0	0	0	0	0	0
American Indian/Alaskan Native & Black/African American:	0	0	0	0	0	0	0
Other multi-racial:	0	0	0	0	0	0	0
Asian/Pacific Islander:	0	0	0	0	0	0	0
Hispanic:	0	0	0	0	0	0	0
Total:	0	0	0	0	0	0	0
Female-headed Households:	0		0		0		

Income Category:

	Owner	Renter	Total	Person
Extremely Low	0	0	0	0
Low Mod	0	0	0	0
Moderate	0	0	0	0
Non Low Moderate	0	0	0	0
Total	0	0	0	0
Percent Low/Mod	0.0%	0.0%	0.0%	0.0%

Annual Accomplishments	Accomplishment Narrative
Year # Benefiting	

UGLG:

Grant Year: 2020

Project: 0002 - 2020 CDBG Admin and TA funds plus CDBG CV admin Objective:

IDIS Activity: 10132 - 2020 CDBG TA BDE01120 Activity 02 Outcome:

Activity to prevent, prepare for, and respond to Coronavirus: No

Status: Open Matrix Code: State CDBG Technical Assistance to Grantees (19H)

Location:
, - National Objective:

Initial Funding Date: 07/25/2023 Description:
Financing: 2020 CDBG TA funds
Funded Amount: \$39,917.00
Net Drawn: \$7,474.66
Balance: \$32,442.34

Proposed Accomplishments:
: 0
Total Population in Service Area: 0
Census Tract Percent Low / Mod: 0.00

Actual Accomplishments:

Number assisted:

Owner		Renter		Total		Person
Total	Hispanic	Total	Hispanic	Total	Hispanic	

White:	0	0	0	0	0	0	0
Black/African American:	0	0	0	0	0	0	0
Asian:	0	0	0	0	0	0	0
American Indian/Alaskan Native:	0	0	0	0	0	0	0
Native Hawaiian/Other Pacific Islander:	0	0	0	0	0	0	0
American Indian/Alaskan Native & White:	0	0	0	0	0	0	0
Asian White:	0	0	0	0	0	0	0
Black/African American & White:	0	0	0	0	0	0	0
American Indian/Alaskan Native & Black/African American:	0	0	0	0	0	0	0
Other multi-racial:	0	0	0	0	0	0	0
Asian/Pacific Islander:	0	0	0	0	0	0	0
Hispanic:	0	0	0	0	0	0	0
Total:	0	0	0	0	0	0	0
Female-headed Households:	0		0		0		

Income Category:

	Owner	Renter	Total	Person
Extremely Low	0	0	0	0
Low Mod	0	0	0	0
Moderate	0	0	0	0
Non Low Moderate	0	0	0	0
Total	0	0	0	0
Percent Low/Mod	0.0%	0.0%	0.0%	0.0%

Annual Accomplishments	Accomplishment Narrative
Year # Benefiting	

UGLG:	MANVEL					
Grant Year:	2020					
Project:	0011 - CDBG Enhance Local Public Infrastructure and Planning			Objective:	Create suitable living environments	
IDIS Activity:	10135 - City of Manvel Public Sidewalk Accessibility Improvement			Outcome:	Availability/accessibility	
Activity to prevent, prepare for, and respond to Coronavirus: No						
Status:	Open			Matrix Code:	Sidewalks (03L)	
Location:						
PO Box 47 Manvel, ND 58256-0047				National Objective: LMC		
Initial Funding Date: 08/24/2023				Description:		
Financing:				The proposed area is located on both sides of Oldham Avenue in Manvel, ND, between 8th Street and 9th Street.		
Funded Amount: \$80,232.80				No sidewalks currently exist, so this has been a safety issue for many years with children walking to school or pedestrians going north to the post office.		
Net Drawn: \$80,232.80				The proposed work will also include ADA curb ramps and detectable warning panels.		
Balance: \$0.00						
Proposed Accomplishments:						
People (General) : 25						
Total Population in Service Area: 0						
Census Tract Percent Low / Mod: 0.00						
Actual Accomplishments:						
Number assisted:						
		Owner		Renter		Total
Total	Hispanic	Total	Hispanic	Total	Hispanic	Person

White:	0	0	0	0	0	0	0
Black/African American:	0	0	0	0	0	0	0
Asian:	0	0	0	0	0	0	0
American Indian/Alaskan Native:	0	0	0	0	0	0	0
Native Hawaiian/Other Pacific Islander:	0	0	0	0	0	0	0
American Indian/Alaskan Native & White:	0	0	0	0	0	0	0
Asian White:	0	0	0	0	0	0	0
Black/African American & White:	0	0	0	0	0	0	0
American Indian/Alaskan Native & Black/African American:	0	0	0	0	0	0	0
Other multi-racial:	0	0	0	0	0	0	0
Asian/Pacific Islander:	0	0	0	0	0	0	0
Hispanic:	0	0	0	0	0	0	0
Total:	0	0	0	0	0	0	0
Female-headed Households:	0		0		0		

Income Category:

	Owner	Renter	Total	Person
Extremely Low	0	0	0	0
Low Mod	0	0	0	0
Moderate	0	0	0	0
Non Low Moderate	0	0	0	0
Total	0	0	0	0
Percent Low/Mod	0.0%	0.0%	0.0%	0.0%

Annual Accomplishments	Accomplishment Narrative
Year	# Benefiting

Owner		Renter		Total		
Total	Hispanic	Total	Hispanic	Total	Hispanic	Person

White:	0	0	0	0	0	0	0
Black/African American:	0	0	0	0	0	0	0
Asian:	0	0	0	0	0	0	0
American Indian/Alaskan Native:	0	0	0	0	0	0	0
Native Hawaiian/Other Pacific Islander:	0	0	0	0	0	0	0
American Indian/Alaskan Native & White:	0	0	0	0	0	0	0
Asian White:	0	0	0	0	0	0	0
Black/African American & White:	0	0	0	0	0	0	0
American Indian/Alaskan Native & Black/African American:	0	0	0	0	0	0	0
Other multi-racial:	0	0	0	0	0	0	0
Asian/Pacific Islander:	0	0	0	0	0	0	0
Hispanic:	0	0	0	0	0	0	0
Total:	0	0	0	0	0	0	0
Female-headed Households:	0		0		0		

Income Category:

	Owner	Renter	Total	Person
Extremely Low	0	0	0	0
Low Mod	0	0	0	0
Moderate	0	0	0	0
Non Low Moderate	0	0	0	0
Total	0	0	0	0
Percent Low/Mod	0.0%	0.0%	0.0%	0.0%

Annual Accomplishments	Accomplishment Narrative
Year	# Benefiting

2020	<p>0The City of Kulm has had multiple water breaks. In February 2020 water breaks flooded businesses and the school affecting the education of students and the economy of the city. Deteriorating water lines and valves need to be replaced to continue the potable water supply.</p> <p>This project will replace deteriorating water lines and valves to continue the water supply that feeds the city. The waterline will be replaced from the water tower to the city water main. Any trees in the path will be removed and disposed of. A vacuum truck will be used to vacuum out 10 gate valve stack, flush the waterline and test for bacteria. The project will include concrete to repair those portions broken to fix the water break, a granite mix with 5/8" rebar. 25,000 square feet of Kentucky bluegrass grass seed will be laid down to finish the project.</p> <p>This project will also replace controls at the lift stations to avoid sewer backup into residents homes and damaging property any further. The old controls will be removed from the lift station and new controls installed by an electrician.</p>
------	---

Owner		Renter		Total		
Total	Hispanic	Total	Hispanic	Total	Hispanic	Person

White:	0	0	0	0	0	0	0
Black/African American:	0	0	0	0	0	0	0
Asian:	0	0	0	0	0	0	0
American Indian/Alaskan Native:	0	0	0	0	0	0	0
Native Hawaiian/Other Pacific Islander:	0	0	0	0	0	0	0
American Indian/Alaskan Native & White:	0	0	0	0	0	0	0
Asian White:	0	0	0	0	0	0	0
Black/African American & White:	0	0	0	0	0	0	0
American Indian/Alaskan Native & Black/African American:	0	0	0	0	0	0	0
Other multi-racial:	0	0	0	0	0	0	0
Asian/Pacific Islander:	0	0	0	0	0	0	0
Hispanic:	0	0	0	0	0	0	0
Total:	0	0	0	0	0	0	0
Female-headed Households:	0		0		0		

Income Category:

	Owner	Renter	Total	Person
Extremely Low	0	0	0	0
Low Mod	0	0	0	0
Moderate	0	0	0	0
Non Low Moderate	0	0	0	0
Total	0	0	0	0
Percent Low/Mod	0.0%	0.0%	0.0%	0.0%

Annual Accomplishments

Accomplishment Narrative

Year	# Benefiting	Accomplishment Narrative
2020		<p>The city of Portland's project is a rehabilitation of an existing sanitary sewer lift station that is approaching the end of its life expectancy. Its components are deteriorating, and new larger pumps are necessary as the existing ones have a difficult time keeping up with the flows. It is also highly probable the collection system is experiencing inflow and infiltration. The project will include replacement of pumps and internal piping, control upgrades, and the installation of a new valve vault to house check valves. The collection system would still continue to flow into the existing structure. The rehabilitation of the lift station is meant to ensure continued service for the city's existing sewer customers.</p>

UGLG: MOTT

Grant Year: 2020

Project: 0015 - CDBG-CV Non-Entitlement

Objective: Create suitable living environments

IDIS Activity: 10148 - Mott Nursing Home Conversion

Outcome: Availability/accessibility

Activity to prevent, prepare for, and respond to Coronavirus: Yes

Status: Open

Matrix Code: Health Facilities (03P)

Location:

202 E 3rd St Mott, ND 58646-

National Objective: LMA

Initial Funding Date: 10/13/2023

Financing:

Funded Amount: \$1,094,131.00

Net Drawn: \$1,094,131.00

Balance: \$0.00

Description:

The Mott Nursing Home conversion project will consist of renovating the former north wing of the Good Samaritan Nursing Center for use as a health clinic.

The renovation will allow the clinic to expand to have a larger reception area, more patient rooms and larger lab and x-ray facilities.

Proposed Accomplishments:

People (General) : 400

Total Population in Service Area: 705

Census Tract Percent Low / Mod: 56.70

Actual Accomplishments:

Number assisted:

Owner		Renter		Total		
Total	Hispanic	Total	Hispanic	Total	Hispanic	Person

White:	0	0	0	0	0	0	0
Black/African American:	0	0	0	0	0	0	0
Asian:	0	0	0	0	0	0	0
American Indian/Alaskan Native:	0	0	0	0	0	0	0
Native Hawaiian/Other Pacific Islander:	0	0	0	0	0	0	0
American Indian/Alaskan Native & White:	0	0	0	0	0	0	0
Asian White:	0	0	0	0	0	0	0
Black/African American & White:	0	0	0	0	0	0	0
American Indian/Alaskan Native & Black/African American:	0	0	0	0	0	0	0
Other multi-racial:	0	0	0	0	0	0	0
Asian/Pacific Islander:	0	0	0	0	0	0	0
Hispanic:	0	0	0	0	0	0	0
Total:	0	0	0	0	0	0	0
Female-headed Households:	0		0		0		

Income Category:

	Owner	Renter	Total	Person
Extremely Low	0	0	0	0
Low Mod	0	0	0	0
Moderate	0	0	0	0
Non Low Moderate	0	0	0	0
Total	0	0	0	0
Percent Low/Mod	0.0%	0.0%	0.0%	0.0%

Annual Accomplishments	Accomplishment Narrative
Year	# Benefiting

UGLG:

Grant Year: 2020

Project: 0015 - CDBG-CV Non-Entitlement

Objective:

IDIS Activity: 10149 - Mott Nursing Home Conversion Admin

Outcome:

Activity to prevent, prepare for, and respond to Coronavirus: Yes

Status: Open

Matrix Code: General Program Administration (21A)

Location:

National Objective:

, -

Initial Funding Date: 10/13/2023

Description:

Financing:

Mott Nursing Home Conversion Admin

Funded Amount: \$100,000.00

Net Drawn: \$90,000.00

Balance: \$10,000.00

Proposed Accomplishments:

: 0

Total Population in Service Area: 0

Census Tract Percent Low / Mod: 0.00

Actual Accomplishments:

Number assisted:

Owner		Renter		Total		Person
Total	Hispanic	Total	Hispanic	Total	Hispanic	

White:	0	0	0	0	0	0	0
Black/African American:	0	0	0	0	0	0	0
Asian:	0	0	0	0	0	0	0
American Indian/Alaskan Native:	0	0	0	0	0	0	0
Native Hawaiian/Other Pacific Islander:	0	0	0	0	0	0	0
American Indian/Alaskan Native & White:	0	0	0	0	0	0	0
Asian White:	0	0	0	0	0	0	0
Black/African American & White:	0	0	0	0	0	0	0
American Indian/Alaskan Native & Black/African American:	0	0	0	0	0	0	0
Other multi-racial:	0	0	0	0	0	0	0
Asian/Pacific Islander:	0	0	0	0	0	0	0
Hispanic:	0	0	0	0	0	0	0
Total:	0	0	0	0	0	0	0
Female-headed Households:	0		0		0		

Income Category:

	Owner	Renter	Total	Person
Extremely Low	0	0	0	0
Low Mod	0	0	0	0
Moderate	0	0	0	0
Non Low Moderate	0	0	0	0
Total	0	0	0	0
Percent Low/Mod	0.0%	0.0%	0.0%	0.0%

Annual Accomplishments	Accomplishment Narrative
Year	# Benefiting

UGLG:	CITY OF CAVALIER						
Grant Year:	2020						
Project:	0015 - CDBG-CV Non-Entitlement			Objective:	Create suitable living environments		
IDIS Activity:	10151 - CDBG CV Rehabilitation of Pembina County Memorial			Outcome:	Availability/accessibility		
Activity to prevent, prepare for, and respond to Coronavirus: Yes							
Status:	Open			Matrix Code:	Health Facilities (03P)		
Location:							
301 Mountain St E Cavalier, ND 58220-4015				National Objective:	LMA		
Initial Funding Date:	11/17/2023			Description:			
Financing:				Pembina County Memorial Hospital Association is needing to replace and retro fit air handlers for the facility.			
Funded Amount:	\$996,039.00			The plan to retrofit two of the air handlers and replace eight in addition to switching boilers, installing new piping, new duct work and replacing chillers.			
Net Drawn:	\$65,233.72						
Balance:	\$930,805.28						
Proposed Accomplishments:							
People (General) : 630							
Total Population in Service Area: 1,175							
Census Tract Percent Low / Mod: 53.60							
Actual Accomplishments:							
Number assisted:							
		Owner		Renter		Total	
Total	Hispanic	Total	Hispanic	Total	Hispanic	Person	

White:	0	0	0	0	0	0	0
Black/African American:	0	0	0	0	0	0	0
Asian:	0	0	0	0	0	0	0
American Indian/Alaskan Native:	0	0	0	0	0	0	0
Native Hawaiian/Other Pacific Islander:	0	0	0	0	0	0	0
American Indian/Alaskan Native & White:	0	0	0	0	0	0	0
Asian White:	0	0	0	0	0	0	0
Black/African American & White:	0	0	0	0	0	0	0
American Indian/Alaskan Native & Black/African American:	0	0	0	0	0	0	0
Other multi-racial:	0	0	0	0	0	0	0
Asian/Pacific Islander:	0	0	0	0	0	0	0
Hispanic:	0	0	0	0	0	0	0
Total:	0	0	0	0	0	0	0
Female-headed Households:	0		0		0		

Income Category:

	Owner	Renter	Total	Person
Extremely Low	0	0	0	0
Low Mod	0	0	0	0
Moderate	0	0	0	0
Non Low Moderate	0	0	0	0
Total	0	0	0	0
Percent Low/Mod	0.0%	0.0%	0.0%	0.0%

Annual Accomplishments	Accomplishment Narrative
Year	# Benefiting

UGLG:

Grant Year: 2020

Project: 0015 - CDBG-CV Non-Entitlement

Objective:

IDIS Activity: 10152 - CDBG CV Rehabilitation of Pembina County Memorial

Outcome:

Activity to prevent, prepare for, and respond to Coronavirus: Yes

Status: Open

Matrix Code: General Program Administration (21A)

Location:

National Objective:

Initial Funding Date: 11/17/2023

Description:

Financing:

CDBG CV Rehabilitation of Pembina County Memorial Hospital HVAC Upgrade Admin

Funded Amount: \$18,961.00

Net Drawn: \$6,320.34

Balance: \$12,640.66

Proposed Accomplishments:

: 0

Total Population in Service Area: 0

Census Tract Percent Low / Mod: 0.00

Actual Accomplishments:

Number assisted:

Owner		Renter		Total		Person
Total	Hispanic	Total	Hispanic	Total	Hispanic	

White:	0	0	0	0	0	0	0
Black/African American:	0	0	0	0	0	0	0
Asian:	0	0	0	0	0	0	0
American Indian/Alaskan Native:	0	0	0	0	0	0	0
Native Hawaiian/Other Pacific Islander:	0	0	0	0	0	0	0
American Indian/Alaskan Native & White:	0	0	0	0	0	0	0
Asian White:	0	0	0	0	0	0	0
Black/African American & White:	0	0	0	0	0	0	0
American Indian/Alaskan Native & Black/African American:	0	0	0	0	0	0	0
Other multi-racial:	0	0	0	0	0	0	0
Asian/Pacific Islander:	0	0	0	0	0	0	0
Hispanic:	0	0	0	0	0	0	0
Total:	0	0	0	0	0	0	0
Female-headed Households:	0		0		0		

Income Category:

	Owner	Renter	Total	Person
Extremely Low	0	0	0	0
Low Mod	0	0	0	0
Moderate	0	0	0	0
Non Low Moderate	0	0	0	0
Total	0	0	0	0
Percent Low/Mod	0.0%	0.0%	0.0%	0.0%

Annual Accomplishments	Accomplishment Narrative
Year	# Benefiting

UGLG:	DAZEY		
Grant Year:	2020		
Project:	0003 - CDBG Public Facility Projects	Objective:	Create suitable living environments
IDIS Activity:	10158 - Dazey Sanitary Sewer Improvements	Outcome:	Availability/accessibility
Activity to prevent, prepare for, and respond to Coronavirus:	No		
Status:	Completed 05/29/2025	Matrix Code:	Water/Sewer Improvements (03J)
Location:			
424 4th St Dazey, ND 58429-4024		National Objective:	LMA
Initial Funding Date:	02/05/2024	Description:	
Financing:		The city of Dazeys sanitary sewer improvements include the addition of four manholes on ends of existing mains, grouting of flow lines within existing mains, grouting of flow lines within 28 existing manholes, adjustments made on 19 manholes for accessibility, replacement of approximately 400 linear feet of	
Funded Amount:	\$220,475.00	20	
Net Drawn:	\$220,475.00		
Balance:	\$0.00		
Proposed Accomplishments:			
People (General) : 100			
Total Population in Service Area: 120			
Census Tract Percent Low / Mod: 83.30			
Actual Accomplishments:			

of segments of ductile iron piping with PVC piping, liftstation waterproofing, surface grading and drainage improvements on 215 yards and streetrepairs after installations are made.

Number assisted:

	Owner		Renter		Total		Person
	Total	Hispanic	Total	Hispanic	Total	Hispanic	
White:	0	0	0	0	0	0	0
Black/African American:	0	0	0	0	0	0	0
Asian:	0	0	0	0	0	0	0
American Indian/Alaskan Native:	0	0	0	0	0	0	0
Native Hawaiian/Other Pacific Islander:	0	0	0	0	0	0	0
American Indian/Alaskan Native & White:	0	0	0	0	0	0	0
Asian White:	0	0	0	0	0	0	0
Black/African American & White:	0	0	0	0	0	0	0
American Indian/Alaskan Native & Black/African American:	0	0	0	0	0	0	0
Other multi-racial:	0	0	0	0	0	0	0
Asian/Pacific Islander:	0	0	0	0	0	0	0
Hispanic:	0	0	0	0	0	0	0
Total:	0	0	0	0	0	0	0
Female-headed Households:	0		0		0		

Income Category:

	Owner	Renter	Total	Person
Extremely Low	0	0	0	0
Low Mod	0	0	0	0
Moderate	0	0	0	0
Non Low Moderate	0	0	0	0
Total	0	0	0	0
Percent Low/Mod	0.0%	0.0%	0.0%	0.0%

Annual Accomplishments Accomplishment Narrative

Year	# Benefiting
2020	0This project included improvements to the sanitary sewer system. Improvements included the addition of four manholes on ends of existing mains, grouting of flow lines within existing mains, grouting of flow lines within 19 existing manholes, and replacements approximately 20' of segments of ductile iron piping with PVC piping.

UGLG:	BOWMAN COUNTY					
Grant Year:	2020					
Project:	0003 - CDBG Housing Projects			Objective:	Create suitable living environments	
IDIS Activity:	10159 - Bowman County Multi-Family Rehabilitation - Bowman			Outcome:	Availability/accessibility	
Activity to prevent, prepare for, and respond to Coronavirus: No						
Status:	Open			Matrix Code:	Rehab; Multi-Unit Residential (14B)	
Location:						
14 3rd Ave SE Bowman, ND 58623-4040			National Objective:	LMH		
Initial Funding Date:	02/08/2024			Description:		
Financing:						
Funded Amount:	\$5,643.61					
Net Drawn:	\$0.00					
Balance:	\$5,643.61					
Proposed Accomplishments:						
Housing Units : 24						
Total Population in Service Area: 0						
Census Tract Percent Low / Mod: 0.00						
Actual Accomplishments:						
Number assisted:						
		Owner		Renter		Total
Total	Hispanic	Total	Hispanic	Total	Hispanic	Person

White:	0	0	0	0	0	0	0
Black/African American:	0	0	0	0	0	0	0
Asian:	0	0	0	0	0	0	0
American Indian/Alaskan Native:	0	0	0	0	0	0	0
Native Hawaiian/Other Pacific Islander:	0	0	0	0	0	0	0
American Indian/Alaskan Native & White:	0	0	0	0	0	0	0
Asian White:	0	0	0	0	0	0	0
Black/African American & White:	0	0	0	0	0	0	0
American Indian/Alaskan Native & Black/African American:	0	0	0	0	0	0	0
Other multi-racial:	0	0	0	0	0	0	0
Asian/Pacific Islander:	0	0	0	0	0	0	0
Hispanic:	0	0	0	0	0	0	0
Total:	0	0	0	0	0	0	0
Female-headed Households:	0		0		0		

Income Category:

	Owner	Renter	Total	Person
Extremely Low	0	0	0	0
Low Mod	0	0	0	0
Moderate	0	0	0	0
Non Low Moderate	0	0	0	0
Total	0	0	0	0
Percent Low/Mod	0.0%	0.0%	0.0%	0.0%

Annual Accomplishments	Accomplishment Narrative
Year # Benefiting	

UGLG:	DEVILS LAKE				
Grant Year:	2020				
Project:	0003 - CDBG Public Facility Projects		Objective:	Create suitable living environments	
IDIS Activity:	10169 - Veterans of Foreign Wars Post 756 ROAB		Outcome:	Availability/accessibility	
Activity to prevent, prepare for, and respond to Coronavirus:	No				
Status:	Completed 03/14/2025		Matrix Code:	Services for Persons with Disabilities (05B)	
Location:					
423 6th St NE	Devils Lake, IN 58301-2521		National Objective:	LMC	
Initial Funding Date:	06/11/2024		Description:		
Financing:			The second project is Veterans of Foreign Wars Post 756 ROAB - Installation of Lift.		
Funded Amount:	\$76,500.00		Instrument # 4849-CD1820-PF.		
Net Drawn:	\$76,500.00		PDS year 2020.		
Balance:	\$0.00		The project description is :The Veterans of Foreign Wars (VFW) Post 756 has been located in downtown Devils Lake since 1948.		
Proposed Accomplishments:			The main floor of the building is located approximately 48 inches above the sidewalk level and people entering the building must be able to climb stairs in order to access the building for meetings, patriotic events, and social gatherings.		
People (General) :	1,534		This project will install a lift that allows people that are not able to climb stairs to enter the building.		
Total Population in Service Area:	0				
Census Tract Percent Low / Mod:	0.00				
Actual Accomplishments:					
Number assisted:					
	Owner		Renter		Total
	Total	Hispanic	Total	Hispanic	Total
					Hispanic Person

White:	0	0	0	0	0	0	5394
Black/African American:	0	0	0	0	0	0	58
Asian:	0	0	0	0	0	0	55
American Indian/Alaskan Native:	0	0	0	0	0	0	1,193
Native Hawaiian/Other Pacific Islander:	0	0	0	0	0	0	6
American Indian/Alaskan Native & White:	0	0	0	0	0	0	0
Asian White:	0	0	0	0	0	0	0
Black/African American & White:	0	0	0	0	0	0	0
American Indian/Alaskan Native & Black/African American:	0	0	0	0	0	0	0
Other multi-racial:	0	0	0	0	0	0	486
Asian/Pacific Islander:	0	0	0	0	0	0	0
Hispanic:	0	0	0	0	0	0	0
Total:	0	0	0	0	0	0	7,192
Female-headed Households:	0		0		0		

Income Category:

	Owner	Renter	Total	Person
Extremely Low	0	0	0	0
Low Mod	0	0	0	1,968
Moderate	0	0	0	1,968
Non Low Moderate	0	0	0	3,256
Total	0	0	0	7,192
Percent Low/Mod	0.0%	0.0%	0.0%	55%

Annual Accomplishments Accomplishment Narrative

Year	# Benefiting	Accomplishment Narrative
2020		0The second project is Veterans of Foreign Wars Post 756 ROAB - Installation of Lift. Instrument # 4849-CD1820-PF. PDS year 2020. The project description is :The Veterans of Foreign Wars (VFW) Post 756 has been located in downtown Devils Lake since 1948. The main floor of the building is located approximately 48 inches above the sidewalk level and people entering the building must be able to climb stairs in order to access the building for meetings, patriotic events, and social gatherings. This project will install a lift that allows people that are not able to climb stairs to enter the building.

UGLG:

Grant Year: 2020

Project: 0003 - CDBG Public Facility Projects

IDIS Activity: 10170 - Purchase of Land for a Statewide Food Distribution

Activity to prevent, prepare for, and respond to Coronavirus: Yes

Status: Open

Location:
1720 3rd Ave N Fargo, ND 58102-4254

Initial Funding Date: 09/25/2024

Financing:
Funded Amount: \$1,960,000.00
Net Drawn: \$1,960,000.00
Balance: \$0.00

Proposed Accomplishments:
People (General) : 55,450
Total Population in Service Area: 108,565
Census Tract Percent Low / Mod: 51.00

Actual Accomplishments:
Number assisted:

Objective: Create suitable living environments

Outcome: Availability/accessibility

Matrix Code: Food Banks (05W)

National Objective: LMA

Description:
The Great Plains Food Bank (GPFB) is looking at purchasing land for a new, larger and more efficient distribution facility that will serve the entire state of North Dakota.
GPFB intends to purchase, with CDBG-CV funds, a property addressed 3315 Westrac Drive in Fargo.

Owner

Renter

Total

Total

Hispanic

Total

Hispanic

Total

Hispanic

Person

White:	0	0	0	0	0	0	0
Black/African American:	0	0	0	0	0	0	0
Asian:	0	0	0	0	0	0	0
American Indian/Alaskan Native:	0	0	0	0	0	0	0
Native Hawaiian/Other Pacific Islander:	0	0	0	0	0	0	0
American Indian/Alaskan Native & White:	0	0	0	0	0	0	0
Asian White:	0	0	0	0	0	0	0
Black/African American & White:	0	0	0	0	0	0	0
American Indian/Alaskan Native & Black/African American:	0	0	0	0	0	0	0
Other multi-racial:	0	0	0	0	0	0	0
Asian/Pacific Islander:	0	0	0	0	0	0	0
Hispanic:	0	0	0	0	0	0	0
Total:	0	0	0	0	0	0	0
Female-headed Households:	0		0		0		

Income Category:

	Owner	Renter	Total	Person
Extremely Low	0	0	0	0
Low Mod	0	0	0	0
Moderate	0	0	0	0
Non Low Moderate	0	0	0	0
Total	0	0	0	0
Percent Low/Mod	0.0%	0.0%	0.0%	0.0%

Annual Accomplishments	Accomplishment Narrative
Year	# Benefiting

UGLG:

Grant Year: 2020

Project: 0002 - 2020 CDBG Admin and TA funds plus CDBG CV admin Objective:

IDIS Activity: 10177 - Purchase of Land for Statewide Food Distribution Center Outcome:

Activity to prevent, prepare for, and respond to Coronavirus: Yes

Status: Open Matrix Code: General Program Administration (21A)

Location: National Objective:

Initial Funding Date: 09/25/2024

Financing: Description: Purchase of Land for Statewide Food Distribution Center

Funded Amount: \$40,000.00

Net Drawn: \$34,000.00

Balance: \$6,000.00

Proposed Accomplishments:

: 0

Total Population in Service Area: 0

Census Tract Percent Low / Mod: 0.00

Actual Accomplishments:

Number assisted:

Owner		Renter		Total		
Total	Hispanic	Total	Hispanic	Total	Hispanic	Person

White:	0	0	0	0	0	0	0
Black/African American:	0	0	0	0	0	0	0
Asian:	0	0	0	0	0	0	0
American Indian/Alaskan Native:	0	0	0	0	0	0	0
Native Hawaiian/Other Pacific Islander:	0	0	0	0	0	0	0
American Indian/Alaskan Native & White:	0	0	0	0	0	0	0
Asian White:	0	0	0	0	0	0	0
Black/African American & White:	0	0	0	0	0	0	0
American Indian/Alaskan Native & Black/African American:	0	0	0	0	0	0	0
Other multi-racial:	0	0	0	0	0	0	0
Asian/Pacific Islander:	0	0	0	0	0	0	0
Hispanic:	0	0	0	0	0	0	0
Total:	0	0	0	0	0	0	0
Female-headed Households:	0		0		0		

Income Category:

	Owner	Renter	Total	Person
Extremely Low	0	0	0	0
Low Mod	0	0	0	0
Moderate	0	0	0	0
Non Low Moderate	0	0	0	0
Total	0	0	0	0
Percent Low/Mod	0.0%	0.0%	0.0%	0.0%

Annual Accomplishments	Accomplishment Narrative
Year	# Benefiting

White:	0	0	0	0	0	0	0
Black/African American:	0	0	0	0	0	0	0
Asian:	0	0	0	0	0	0	0
American Indian/Alaskan Native:	0	0	0	0	0	0	0
Native Hawaiian/Other Pacific Islander:	0	0	0	0	0	0	0
American Indian/Alaskan Native & White:	0	0	0	0	0	0	0
Asian White:	0	0	0	0	0	0	0
Black/African American & White:	0	0	0	0	0	0	0
American Indian/Alaskan Native & Black/African American:	0	0	0	0	0	0	0
Other multi-racial:	0	0	0	0	0	0	0
Asian/Pacific Islander:	0	0	0	0	0	0	0
Hispanic:	0	0	0	0	0	0	0
Total:	0	0	0	0	0	0	0
Female-headed Households:	0		0		0		

Income Category:

	Owner	Renter	Total	Person
Extremely Low	0	0	0	0
Low Mod	0	0	0	0
Moderate	0	0	0	0
Non Low Moderate	0	0	0	0
Total	0	0	0	0
Percent Low/Mod	0.0%	0.0%	0.0%	0.0%

Annual Accomplishments	Accomplishment Narrative
Year	# Benefiting

UGLG:

Grant Year: 2020

Project: 0015 - CDBG-CV Non-Entitlement

Objective:

IDIS Activity: 10190 - City of Ellendale CV EMS Building ADMINISTRATION

Outcome:

Activity to prevent, prepare for, and respond to Coronavirus: Yes

Status: Open

Matrix Code: General Program Administration (21A)

Location:

National Objective:

Initial Funding Date: 01/17/2025

Description:

Financing:

City of Ellendale EMS Building ADMINISTRATION

Funded Amount: \$1,576,187.00

Net Drawn: \$2,999.70

Balance: \$1,573,187.30

Proposed Accomplishments:

: 0

Total Population in Service Area: 0

Census Tract Percent Low / Mod: 0.00

Actual Accomplishments:

Number assisted:

Owner		Renter		Total		Person
Total	Hispanic	Total	Hispanic	Total	Hispanic	

White:	0	0	0	0	0	0	0
Black/African American:	0	0	0	0	0	0	0
Asian:	0	0	0	0	0	0	0
American Indian/Alaskan Native:	0	0	0	0	0	0	0
Native Hawaiian/Other Pacific Islander:	0	0	0	0	0	0	0
American Indian/Alaskan Native & White:	0	0	0	0	0	0	0
Asian White:	0	0	0	0	0	0	0
Black/African American & White:	0	0	0	0	0	0	0
American Indian/Alaskan Native & Black/African American:	0	0	0	0	0	0	0
Other multi-racial:	0	0	0	0	0	0	0
Asian/Pacific Islander:	0	0	0	0	0	0	0
Hispanic:	0	0	0	0	0	0	0
Total:	0	0	0	0	0	0	0
Female-headed Households:	0		0		0		

Income Category:

	Owner	Renter	Total	Person
Extremely Low	0	0	0	0
Low Mod	0	0	0	0
Moderate	0	0	0	0
Non Low Moderate	0	0	0	0
Total	0	0	0	0
Percent Low/Mod	0.0%	0.0%	0.0%	0.0%

Annual Accomplishments	Accomplishment Narrative
Year	# Benefiting

UGLG:	HARVEY				
Grant Year:	2020				
Project:	0015 - CDBG-CV Non-Entitlement		Objective:	Create suitable living environments	
IDIS Activity:	10197 - Harvey CDBG-CV Community Center Improvements		Outcome:	Availability/accessibility	
Activity to prevent, prepare for, and respond to Coronavirus: Yes					
Status:	Open		Matrix Code:	Other Public Improvements Not Listed in 03A-03S (03Z)	
Location:					
120 8th St W Harvey, ND 58341-1502			National Objective: LMA		
Initial Funding Date: 12/11/2024			Description:		
Financing:			This project will make the community center in Harvey viral resistant by upgrading portions of the existing facility.		
Funded Amount: \$276,000.00			Including the addition of an ionizer to the existing HVAC unit to electrically charge minute particles for enhanced air filtration and neutralization of viruses, remodeling the existing restrooms to promote social distancing and upgrade to touchless technology to reduce the potential for virus spread, and creating a viral resistant meetingconference space by upgrading to touchless technology, replacement of ingressegress doors and required upgrades for Section 504.		
Net Drawn: \$4,200.00					
Balance: \$271,800.00					
Proposed Accomplishments:					
People (General) : 1,020					
Total Population in Service Area: 1,810					
Census Tract Percent Low / Mod: 56.30					
Actual Accomplishments:					
Number assisted:					
		Owner	Renter	Total	
Total	Hispanic	Total	Hispanic	Total	Hispanic Person

White:	0	0	0	0	0	0	0
Black/African American:	0	0	0	0	0	0	0
Asian:	0	0	0	0	0	0	0
American Indian/Alaskan Native:	0	0	0	0	0	0	0
Native Hawaiian/Other Pacific Islander:	0	0	0	0	0	0	0
American Indian/Alaskan Native & White:	0	0	0	0	0	0	0
Asian White:	0	0	0	0	0	0	0
Black/African American & White:	0	0	0	0	0	0	0
American Indian/Alaskan Native & Black/African American:	0	0	0	0	0	0	0
Other multi-racial:	0	0	0	0	0	0	0
Asian/Pacific Islander:	0	0	0	0	0	0	0
Hispanic:	0	0	0	0	0	0	0
Total:	0	0	0	0	0	0	0
Female-headed Households:	0		0		0		

Income Category:

	Owner	Renter	Total	Person
Extremely Low	0	0	0	0
Low Mod	0	0	0	0
Moderate	0	0	0	0
Non Low Moderate	0	0	0	0
Total	0	0	0	0
Percent Low/Mod	0.0%	0.0%	0.0%	0.0%

Annual Accomplishments	Accomplishment Narrative
Year	# Benefiting

UGLG:

Grant Year: 2021

Project: 0002 - 2021 CDBG Admin and TA Funds

Objective:

IDIS Activity: 10090 - 2021 CDBG Admin BDE01121 Activity 01
Activity to prevent, prepare for, and respond to Coronavirus: No

Outcome:

Status: Open

Matrix Code: State Administration (21J)

Location:

, -

National Objective:

Initial Funding Date: 03/01/2022
Financing:
Funded Amount: \$180,475.00
Net Drawn: \$44,111.37
Balance: \$136,363.63

Description:
2021 CDBG State Administration funds

Proposed Accomplishments:
: 0
Total Population in Service Area: 0
Census Tract Percent Low / Mod: 0.00

Actual Accomplishments:
Number assisted:

Owner		Renter		Total		Person
Total	Hispanic	Total	Hispanic	Total	Hispanic	

White:	0	0	0	0	0	0	0
Black/African American:	0	0	0	0	0	0	0
Asian:	0	0	0	0	0	0	0
American Indian/Alaskan Native:	0	0	0	0	0	0	0
Native Hawaiian/Other Pacific Islander:	0	0	0	0	0	0	0
American Indian/Alaskan Native & White:	0	0	0	0	0	0	0
Asian White:	0	0	0	0	0	0	0
Black/African American & White:	0	0	0	0	0	0	0
American Indian/Alaskan Native & Black/African American:	0	0	0	0	0	0	0
Other multi-racial:	0	0	0	0	0	0	0
Asian/Pacific Islander:	0	0	0	0	0	0	0
Hispanic:	0	0	0	0	0	0	0
Total:	0	0	0	0	0	0	0
Female-headed Households:	0		0		0		

Income Category:

	Owner	Renter	Total	Person
Extremely Low	0	0	0	0
Low Mod	0	0	0	0
Moderate	0	0	0	0
Non Low Moderate	0	0	0	0
Total	0	0	0	0
Percent Low/Mod	0.0%	0.0%	0.0%	0.0%

Annual Accomplishments	Accomplishment Narrative
Year	# Benefiting

White:	0	0	0	0	0	0	0
Black/African American:	0	0	0	0	0	0	0
Asian:	0	0	0	0	0	0	0
American Indian/Alaskan Native:	0	0	0	0	0	0	0
Native Hawaiian/Other Pacific Islander:	0	0	0	0	0	0	0
American Indian/Alaskan Native & White:	0	0	0	0	0	0	0
Asian White:	0	0	0	0	0	0	0
Black/African American & White:	0	0	0	0	0	0	0
American Indian/Alaskan Native & Black/African American:	0	0	0	0	0	0	0
Other multi-racial:	0	0	0	0	0	0	0
Asian/Pacific Islander:	0	0	0	0	0	0	0
Hispanic:	0	0	0	0	0	0	0
Total:	0	0	0	0	0	0	0
Female-headed Households:	0		0		0		

Income Category:

	Owner	Renter	Total	Person
Extremely Low	0	0	0	0
Low Mod	0	0	0	0
Moderate	0	0	0	0
Non Low Moderate	0	0	0	0
Total	0	0	0	0
Percent Low/Mod	0.0%	0.0%	0.0%	0.0%

Annual Accomplishments	Accomplishment Narrative
Year # Benefiting	

White:	0	0	0	0	0	0	0
Black/African American:	0	0	0	0	0	0	0
Asian:	0	0	0	0	0	0	0
American Indian/Alaskan Native:	0	0	0	0	0	0	0
Native Hawaiian/Other Pacific Islander:	0	0	0	0	0	0	0
American Indian/Alaskan Native & White:	0	0	0	0	0	0	0
Asian White:	0	0	0	0	0	0	0
Black/African American & White:	0	0	0	0	0	0	0
American Indian/Alaskan Native & Black/African American:	0	0	0	0	0	0	0
Other multi-racial:	0	0	0	0	0	0	0
Asian/Pacific Islander:	0	0	0	0	0	0	0
Hispanic:	0	0	0	0	0	0	0
Total:	0	0	0	0	0	0	0
Female-headed Households:	0		0		0		

Income Category:

	Owner	Renter	Total	Person
Extremely Low	0	0	0	0
Low Mod	0	0	0	0
Moderate	0	0	0	0
Non Low Moderate	0	0	0	0
Total	0	0	0	0
Percent Low/Mod	0.0%	0.0%	0.0%	0.0%

Annual Accomplishments Accomplishment Narrative

Year	# Benefiting	
2020		0The City of Elgin replaced the water main and sanitary sewer main, along with a full street reconstruction. This took place along 1st Ave and 2nd Ave east of East Street to Highway 49 in Elgin. The existing water main had Asbestos Cement Pipe, which the EPA, NDDEQ, and Elgin were pushing to remove from service.

UGLG:

Grant Year: 2021

Project: 0003 - CDBG Public Facility Projects

Objective:

IDIS Activity: 10115 - City of Elgin Water Main and Sewer Main Replacement

Outcome:

Activity to prevent, prepare for, and respond to Coronavirus: No

Status: Completed 11/07/2024

Matrix Code: General Program Administration (21A)

Location:

National Objective:

Initial Funding Date: 03/09/2023

Description:

Financing:

City of Elgin Water Main and Sewer Main Replacement Admin

Funded Amount: \$10,000.00

Net Drawn: \$10,000.00

Balance: \$0.00

Proposed Accomplishments:

: 0

Total Population in Service Area: 0

Census Tract Percent Low / Mod: 0.00

Actual Accomplishments:

Number assisted:

Owner		Renter		Total		Person
Total	Hispanic	Total	Hispanic	Total	Hispanic	

White:	0	0	0	0	0	0	0
Black/African American:	0	0	0	0	0	0	0
Asian:	0	0	0	0	0	0	0
American Indian/Alaskan Native:	0	0	0	0	0	0	0
Native Hawaiian/Other Pacific Islander:	0	0	0	0	0	0	0
American Indian/Alaskan Native & White:	0	0	0	0	0	0	0
Asian White:	0	0	0	0	0	0	0
Black/African American & White:	0	0	0	0	0	0	0
American Indian/Alaskan Native & Black/African American:	0	0	0	0	0	0	0
Other multi-racial:	0	0	0	0	0	0	0
Asian/Pacific Islander:	0	0	0	0	0	0	0
Hispanic:	0	0	0	0	0	0	0
Total:	0	0	0	0	0	0	0
Female-headed Households:	0		0		0		

Income Category:

	Owner	Renter	Total	Person
Extremely Low	0	0	0	0
Low Mod	0	0	0	0
Moderate	0	0	0	0
Non Low Moderate	0	0	0	0
Total	0	0	0	0
Percent Low/Mod	0.0%	0.0%	0.0%	0.0%

Annual Accomplishments	Accomplishment Narrative
Year	# Benefiting

Owner		Renter		Total		
Total	Hispanic	Total	Hispanic	Total	Hispanic	Person

White:	0	0	0	0	0	0	0
Black/African American:	0	0	0	0	0	0	0
Asian:	0	0	0	0	0	0	0
American Indian/Alaskan Native:	0	0	0	0	0	0	0
Native Hawaiian/Other Pacific Islander:	0	0	0	0	0	0	0
American Indian/Alaskan Native & White:	0	0	0	0	0	0	0
Asian White:	0	0	0	0	0	0	0
Black/African American & White:	0	0	0	0	0	0	0
American Indian/Alaskan Native & Black/African American:	0	0	0	0	0	0	0
Other multi-racial:	0	0	0	0	0	0	0
Asian/Pacific Islander:	0	0	0	0	0	0	0
Hispanic:	0	0	0	0	0	0	0
Total:	0	0	0	0	0	0	0
Female-headed Households:	0		0		0		

Income Category:

	Owner	Renter	Total	Person
Extremely Low	0	0	0	0
Low Mod	0	0	0	0
Moderate	0	0	0	0
Non Low Moderate	0	0	0	0
Total	0	0	0	0
Percent Low/Mod	0.0%	0.0%	0.0%	0.0%

Annual Accomplishments

Accomplishment Narrative

Year	# Benefiting	
2021		0The City of Velva replaced their sanitary sewer master lift station partially funded by a Community Development Block Grant. The City's sanitary sewer system is a combination of gravity sewer mains, manholes, lift stations, and pressurized force mains that collect the sewage from individual users and transfer it to a lagoon system. The sanitary sewer system consists of five lift stations and a two-cell lagoon system. The existing master lift station was over 50 years old, had aged past its effective service life, and was deteriorating quickly creating an unsafe work environment for City staff. This project made the necessary improvements to the master lift station to ensure it functions properly throughout its anticipated service life and provides quality sanitary sewer service to the City of Velva residents. The entire project scope included approximately 100 linear feet of gravity sanitary sewer, two concrete manholes, a lift station consisting of new concrete wet and dry wells, new pumps, internal plumbing and valves, updated and new electrical and control panels, as well as approximately 100 linear feet of sanitary sewer force main. The lift station replacement was coordinated with proposed future flood control in the area.

Owner		Renter		Total		
Total	Hispanic	Total	Hispanic	Total	Hispanic	Person

White:	0	0	0	0	0	0	0
Black/African American:	0	0	0	0	0	0	0
Asian:	0	0	0	0	0	0	0
American Indian/Alaskan Native:	0	0	0	0	0	0	0
Native Hawaiian/Other Pacific Islander:	0	0	0	0	0	0	0
American Indian/Alaskan Native & White:	0	0	0	0	0	0	0
Asian White:	0	0	0	0	0	0	0
Black/African American & White:	0	0	0	0	0	0	0
American Indian/Alaskan Native & Black/African American:	0	0	0	0	0	0	0
Other multi-racial:	0	0	0	0	0	0	0
Asian/Pacific Islander:	0	0	0	0	0	0	0
Hispanic:	0	0	0	0	0	0	0
Total:	0	0	0	0	0	0	0
Female-headed Households:	0		0		0		

Income Category:

	Owner	Renter	Total	Person
Extremely Low	0	0	0	0
Low Mod	0	0	0	0
Moderate	0	0	0	0
Non Low Moderate	0	0	0	0
Total	0	0	0	0
Percent Low/Mod	0.0%	0.0%	0.0%	0.0%

Annual Accomplishments	Accomplishment Narrative
Year # Benefiting	

UGLG:

Grant Year: 2021

Project: 0005 - CDBG Enhance Local Public Infrastructure

Objective:

IDIS Activity: 10126 - Harvey Water and Sewer (Replace 5 Outdated Control

Outcome:

Activity to prevent, prepare for, and respond to Coronavirus: No

Status: Open

Matrix Code: General Program Administration (21A)

Location:

National Objective:

Initial Funding Date: 07/13/2023

Description:

Financing: Harvey Water and Sewer (Replace 5 Outdated Control Panels) Admin

Funded Amount: \$9,178.00

Net Drawn: \$9,178.00

Balance: \$0.00

Proposed Accomplishments:

: 0

Total Population in Service Area: 0

Census Tract Percent Low / Mod: 0.00

Actual Accomplishments:

Number assisted:

Owner		Renter		Total		Person
Total	Hispanic	Total	Hispanic	Total	Hispanic	

White:	0	0	0	0	0	0	0
Black/African American:	0	0	0	0	0	0	0
Asian:	0	0	0	0	0	0	0
American Indian/Alaskan Native:	0	0	0	0	0	0	0
Native Hawaiian/Other Pacific Islander:	0	0	0	0	0	0	0
American Indian/Alaskan Native & White:	0	0	0	0	0	0	0
Asian White:	0	0	0	0	0	0	0
Black/African American & White:	0	0	0	0	0	0	0
American Indian/Alaskan Native & Black/African American:	0	0	0	0	0	0	0
Other multi-racial:	0	0	0	0	0	0	0
Asian/Pacific Islander:	0	0	0	0	0	0	0
Hispanic:	0	0	0	0	0	0	0
Total:	0	0	0	0	0	0	0
Female-headed Households:	0		0		0		

Income Category:

	Owner	Renter	Total	Person
Extremely Low	0	0	0	0
Low Mod	0	0	0	0
Moderate	0	0	0	0
Non Low Moderate	0	0	0	0
Total	0	0	0	0
Percent Low/Mod	0.0%	0.0%	0.0%	0.0%

Annual Accomplishments	Accomplishment Narrative
Year	# Benefiting

Owner		Renter		Total		
Total	Hispanic	Total	Hispanic	Total	Hispanic	Person

White:	0	0	0	0	0	0	9
Black/African American:	0	0	0	0	0	0	0
Asian:	0	0	0	0	0	0	0
American Indian/Alaskan Native:	0	0	0	0	0	0	1
Native Hawaiian/Other Pacific Islander:	0	0	0		0	0	0
American Indian/Alaskan Native & White:	0	0	0	0	0	0	0
Asian White:	0	0	0	0	0	0	0
Black/African American & White:	0	0	0	0	0	0	0
American Indian/Alaskan Native & Black/African American:	0	0	0	0	0	0	0
Other multi-racial:	0	0	0	0	0	0	4
Asian/Pacific Islander:	0	0	0	0	0	0	0
Hispanic:	0	0	0	0	0	0	0
Total:	0	0	0	0	0	0	14
Female-headed Households:	0		0		0		

Income Category:

	Owner	Renter	Total	Person
Extremely Low	0	0	0	0
Low Mod	0	0	0	0
Moderate	0	0	0	14
Non Low Moderate	0	0	0	0
Total	0	0	0	14
Percent Low/Mod	0.0%	0.0%	0.0%	100%

Annual Accomplishments		Accomplishment Narrative
Year	# Benefiting	
2021		0Epping Senior/City Hall ADA Project Complete.

UGLG:	DAZEY		
Grant Year:	2021		
Project:	0003 - CDBG Public Facility Projects	Objective:	Create suitable living environments
IDIS Activity:	10158 - Dazey Sanitary Sewer Improvements	Outcome:	Availability/accessibility
Activity to prevent, prepare for, and respond to Coronavirus:	No		
Status:	Completed 05/29/2025	Matrix Code:	Water/Sewer Improvements (03J)
Location:			
424 4th St Dazey, ND 58429-4024		National Objective:	LMA
Initial Funding Date:	02/05/2024	Description:	
Financing:		The city of Dazeys sanitary sewer improvements include the addition of four manholes on ends of existing mains, grouting of flow lines within existing mains, grouting of flow lines within 28 existing manholes, adjustments made on 19 manholes for accessibility, replacement of approximately 400 linear feet of	
Funded Amount:	\$7,903.10	20	
Net Drawn:	\$7,903.10		
Balance:	\$0.00		
Proposed Accomplishments:			
People (General) : 100			
Total Population in Service Area: 120			
Census Tract Percent Low / Mod: 83.30			
Actual Accomplishments:			

of segments of ductile iron piping with PVC piping, liftstation waterproofing, surface grading and drainage improvements on 215 yards and streetrepairs after installations are made.

Number assisted:

	Owner		Renter		Total		Person
	Total	Hispanic	Total	Hispanic	Total	Hispanic	
White:	0	0	0	0	0	0	0
Black/African American:	0	0	0	0	0	0	0
Asian:	0	0	0	0	0	0	0
American Indian/Alaskan Native:	0	0	0	0	0	0	0
Native Hawaiian/Other Pacific Islander:	0	0	0	0	0	0	0
American Indian/Alaskan Native & White:	0	0	0	0	0	0	0
Asian White:	0	0	0	0	0	0	0
Black/African American & White:	0	0	0	0	0	0	0
American Indian/Alaskan Native & Black/African American:	0	0	0	0	0	0	0
Other multi-racial:	0	0	0	0	0	0	0
Asian/Pacific Islander:	0	0	0	0	0	0	0
Hispanic:	0	0	0	0	0	0	0
Total:	0	0	0	0	0	0	0
Female-headed Households:	0		0		0		

Income Category:

	Owner	Renter	Total	Person
Extremely Low	0	0	0	0
Low Mod	0	0	0	0
Moderate	0	0	0	0
Non Low Moderate	0	0	0	0
Total	0	0	0	0
Percent Low/Mod	0.0%	0.0%	0.0%	0.0%

Annual Accomplishments Accomplishment Narrative

Year	# Benefiting
2020	0This project included improvements to the sanitary sewer system. Improvements included the addition of four manholes on ends of existing mains, grouting of flow lines within existing mains, grouting of flow lines within 19 existing manholes, and replacements approximately 20' of segments of ductile iron piping with PVC piping.

UGLG:	BOWMAN COUNTY						
Grant Year:	2021						
Project:	0003 - CDBG Housing Projects			Objective:	Create suitable living environments		
IDIS Activity:	10159 - Bowman County Multi-Family Rehabilitation - Bowman			Outcome:	Availability/accessibility		
Activity to prevent, prepare for, and respond to Coronavirus: No							
Status:	Open			Matrix Code:	Rehab; Multi-Unit Residential (14B)		
Location:							
14 3rd Ave SE Bowman, ND 58623-4040			National Objective: LMH				
Initial Funding Date:	02/08/2024			Description:			
Financing:							
Funded Amount:	\$3,288.93						
Net Drawn:	\$0.00						
Balance:	\$3,288.93						
Proposed Accomplishments:							
Housing Units : 24							
Total Population in Service Area: 0							
Census Tract Percent Low / Mod: 0.00							
Actual Accomplishments:							
Number assisted:							
		Owner		Renter		Total	
Total	Hispanic	Total	Hispanic	Total	Hispanic	Person	

White:	0	0	0	0	0	0	0
Black/African American:	0	0	0	0	0	0	0
Asian:	0	0	0	0	0	0	0
American Indian/Alaskan Native:	0	0	0	0	0	0	0
Native Hawaiian/Other Pacific Islander:	0	0	0	0	0	0	0
American Indian/Alaskan Native & White:	0	0	0	0	0	0	0
Asian White:	0	0	0	0	0	0	0
Black/African American & White:	0	0	0	0	0	0	0
American Indian/Alaskan Native & Black/African American:	0	0	0	0	0	0	0
Other multi-racial:	0	0	0	0	0	0	0
Asian/Pacific Islander:	0	0	0	0	0	0	0
Hispanic:	0	0	0	0	0	0	0
Total:	0	0	0	0	0	0	0
Female-headed Households:	0		0		0		

Income Category:

	Owner	Renter	Total	Person
Extremely Low	0	0	0	0
Low Mod	0	0	0	0
Moderate	0	0	0	0
Non Low Moderate	0	0	0	0
Total	0	0	0	0
Percent Low/Mod	0.0%	0.0%	0.0%	0.0%

Annual Accomplishments	Accomplishment Narrative
Year	# Benefiting

White:	0	0	0	0	0	0	0
Black/African American:	0	0	0	0	0	0	0
Asian:	0	0	0	0	0	0	0
American Indian/Alaskan Native:	0	0	0	0	0	0	0
Native Hawaiian/Other Pacific Islander:	0	0	0	0	0	0	0
American Indian/Alaskan Native & White:	0	0	0	0	0	0	0
Asian White:	0	0	0	0	0	0	0
Black/African American & White:	0	0	0	0	0	0	0
American Indian/Alaskan Native & Black/African American:	0	0	0	0	0	0	0
Other multi-racial:	0	0	0	0	0	0	0
Asian/Pacific Islander:	0	0	0	0	0	0	0
Hispanic:	0	0	0	0	0	0	0
Total:	0	0	0	0	0	0	0
Female-headed Households:	0		0		0		

Income Category:

	Owner	Renter	Total	Person
Extremely Low	0	0	0	0
Low Mod	0	0	0	0
Moderate	0	0	0	0
Non Low Moderate	0	0	0	0
Total	0	0	0	0
Percent Low/Mod	0.0%	0.0%	0.0%	0.0%

Annual Accomplishments		Accomplishment Narrative
Year	# Benefiting	

Owner		Renter		Total		
Total	Hispanic	Total	Hispanic	Total	Hispanic	Person

White:	0	0	0	0	0	0	0
Black/African American:	0	0	0	0	0	0	0
Asian:	0	0	0	0	0	0	0
American Indian/Alaskan Native:	0	0	0	0	0	0	0
Native Hawaiian/Other Pacific Islander:	0	0	0	0	0	0	0
American Indian/Alaskan Native & White:	0	0	0	0	0	0	0
Asian White:	0	0	0	0	0	0	0
Black/African American & White:	0	0	0	0	0	0	0
American Indian/Alaskan Native & Black/African American:	0	0	0	0	0	0	0
Other multi-racial:	0	0	0	0	0	0	0
Asian/Pacific Islander:	0	0	0	0	0	0	0
Hispanic:	0	0	0	0	0	0	0
Total:	0	0	0	0	0	0	0
Female-headed Households:	0		0		0		

Income Category:				
	Owner	Renter	Total	Person
Extremely Low	0	0	0	0
Low Mod	0	0	0	0
Moderate	0	0	0	0
Non Low Moderate	0	0	0	0
Total	0	0	0	0
Percent Low/Mod	0.0%	0.0%	0.0%	0.0%

Annual Accomplishments		Accomplishment Narrative
Year	# Benefiting	

White:	0	0	0	0	0	0	0
Black/African American:	0	0	0	0	0	0	0
Asian:	0	0	0	0	0	0	0
American Indian/Alaskan Native:	0	0	0	0	0	0	0
Native Hawaiian/Other Pacific Islander:	0	0	0	0	0	0	0
American Indian/Alaskan Native & White:	0	0	0	0	0	0	0
Asian White:	0	0	0	0	0	0	0
Black/African American & White:	0	0	0	0	0	0	0
American Indian/Alaskan Native & Black/African American:	0	0	0	0	0	0	0
Other multi-racial:	0	0	0	0	0	0	0
Asian/Pacific Islander:	0	0	0	0	0	0	0
Hispanic:	0	0	0	0	0	0	0
Total:	0	0	0	0	0	0	0
Female-headed Households:	0		0		0		

Income Category:

	Owner	Renter	Total	Person
Extremely Low	0	0	0	0
Low Mod	0	0	0	0
Moderate	0	0	0	0
Non Low Moderate	0	0	0	0
Total	0	0	0	0
Percent Low/Mod	0.0%	0.0%	0.0%	0.0%

Annual Accomplishments	Accomplishment Narrative
Year	# Benefiting

White:	0	0	0	0	0	0	0
Black/African American:	0	0	0	0	0	0	0
Asian:	0	0	0	0	0	0	0
American Indian/Alaskan Native:	0	0	0	0	0	0	0
Native Hawaiian/Other Pacific Islander:	0	0	0	0	0	0	0
American Indian/Alaskan Native & White:	0	0	0	0	0	0	0
Asian White:	0	0	0	0	0	0	0
Black/African American & White:	0	0	0	0	0	0	0
American Indian/Alaskan Native & Black/African American:	0	0	0	0	0	0	0
Other multi-racial:	0	0	0	0	0	0	0
Asian/Pacific Islander:	0	0	0	0	0	0	0
Hispanic:	0	0	0	0	0	0	0
Total:	0	0	0	0	0	0	0
Female-headed Households:	0		0		0		

Income Category:

	Owner	Renter	Total	Person
Extremely Low	0	0	0	0
Low Mod	0	0	0	0
Moderate	0	0	0	0
Non Low Moderate	0	0	0	0
Total	0	0	0	0
Percent Low/Mod	0.0%	0.0%	0.0%	0.0%

Annual Accomplishments Accomplishment Narrative

Year	# Benefiting	
2020		0The City of Elgin replaced the water main and sanitary sewer main, along with a full street reconstruction. This took place along 1st Ave and 2nd Ave east of East Street to Highway 49 in Elgin. The existing water main had Asbestos Cement Pipe, which the EPA, NDDEQ, and Elgin were pushing to remove from service.

UGLG: HARVEY

Grant Year: 2022

Project: 0005 - CDBG Enhance Local Public Infrastructure

Objective: Create suitable living environments

IDIS Activity: 10125 - Harvey Water and Sewer (Replace 5 Outdated Control

Outcome: Availability/accessibility

Activity to prevent, prepare for, and respond to Coronavirus: No

Status: Open

Matrix Code: Water/Sewer Improvements (03J)

Location:

120 8th St W Harvey, ND 58341-1502

National Objective: LMA

Initial Funding Date: 07/13/2023

Financing:

Funded Amount: \$30,123.75

Net Drawn: \$30,123.75

Balance: \$0.00

Description:

The existing control panels in the City of Harvey need to be updated as the parts for them are no longer manufactured, making repairs, especially emergency repairs, extremely difficult or impossible.

This project will replace five outdated control panels for the City's sewer and water system.

The five control panels that will be replaced are located at the water treatment plant, water tower, water well #1, water well #2, and one sewer lift station.

Proposed Accomplishments:

People (General) : 1,020

Total Population in Service Area: 1,810

Census Tract Percent Low / Mod: 56.30

Actual Accomplishments:

Number assisted:

Owner		Renter		Total		
Total	Hispanic	Total	Hispanic	Total	Hispanic	Person

White:	0	0	0	0	0	0	0
Black/African American:	0	0	0	0	0	0	0
Asian:	0	0	0	0	0	0	0
American Indian/Alaskan Native:	0	0	0	0	0	0	0
Native Hawaiian/Other Pacific Islander:	0	0	0	0	0	0	0
American Indian/Alaskan Native & White:	0	0	0	0	0	0	0
Asian White:	0	0	0	0	0	0	0
Black/African American & White:	0	0	0	0	0	0	0
American Indian/Alaskan Native & Black/African American:	0	0	0	0	0	0	0
Other multi-racial:	0	0	0	0	0	0	0
Asian/Pacific Islander:	0	0	0	0	0	0	0
Hispanic:	0	0	0	0	0	0	0
Total:	0	0	0	0	0	0	0
Female-headed Households:	0		0		0		

Income Category:

	Owner	Renter	Total	Person
Extremely Low	0	0	0	0
Low Mod	0	0	0	0
Moderate	0	0	0	0
Non Low Moderate	0	0	0	0
Total	0	0	0	0
Percent Low/Mod	0.0%	0.0%	0.0%	0.0%

Annual Accomplishments	Accomplishment Narrative
Year	# Benefiting

White:	0	0	0	0	0	0	9
Black/African American:	0	0	0	0	0	0	0
Asian:	0	0	0	0	0	0	0
American Indian/Alaskan Native:	0	0	0	0	0	0	1
Native Hawaiian/Other Pacific Islander:	0	0	0		0	0	0
American Indian/Alaskan Native & White:	0	0	0	0	0	0	0
Asian White:	0	0	0	0	0	0	0
Black/African American & White:	0	0	0	0	0	0	0
American Indian/Alaskan Native & Black/African American:	0	0	0	0	0	0	0
Other multi-racial:	0	0	0	0	0	0	4
Asian/Pacific Islander:	0	0	0	0	0	0	0
Hispanic:	0	0	0	0	0	0	0
Total:	0	0	0	0	0	0	14
Female-headed Households:	0		0		0		

Income Category:

	Owner	Renter	Total	Person
Extremely Low	0	0	0	0
Low Mod	0	0	0	0
Moderate	0	0	0	14
Non Low Moderate	0	0	0	0
Total	0	0	0	14
Percent Low/Mod	0.0%	0.0%	0.0%	100%

Annual Accomplishments

		Accomplishment Narrative
Year	# Benefiting	
2021		0Epping Senior/City Hall ADA Project Complete.

UGLG:	GLEN ULLIN				
Grant Year:	2022				
Project:	0005 - CDBG Enhance Local Public Infrastructure			Objective:	Create suitable living environments
IDIS Activity:	10153 - City of Glen Ullin Curb stops/gate valves project			Outcome:	Availability/accessibility
Activity to prevent, prepare for, and respond to Coronavirus: No					
Status:	Completed 05/29/2025			Matrix Code:	Water/Sewer Improvements (03J)
Location:					
PO Box 70	Glen Ullin, ND 58631-0070			National Objective:	LMA
Initial Funding Date:	11/22/2023			Description:	
Financing:				The City of Glen Ullin is repairing andor replacing approximately 90 non-functioning curbstops and 20 gate valves.	
Funded Amount:	\$195,000.00			The project will also install 3 meter pits with meters for un-metered water at 3 hydrant locations.	
Net Drawn:	\$195,000.00				
Balance:	\$0.00				
Proposed Accomplishments:					
People (General) : 384					
Total Population in Service Area: 714					
Census Tract Percent Low / Mod: 53.70					
Actual Accomplishments:					
Number assisted:					
		Owner	Renter	Total	
Total	Hispanic	Total	Hispanic	Total	Hispanic Person

White:	0	0	0	0	0	0	0
Black/African American:	0	0	0	0	0	0	0
Asian:	0	0	0	0	0	0	0
American Indian/Alaskan Native:	0	0	0	0	0	0	0
Native Hawaiian/Other Pacific Islander:	0	0	0	0	0	0	0
American Indian/Alaskan Native & White:	0	0	0	0	0	0	0
Asian White:	0	0	0	0	0	0	0
Black/African American & White:	0	0	0	0	0	0	0
American Indian/Alaskan Native & Black/African American:	0	0	0	0	0	0	0
Other multi-racial:	0	0	0	0	0	0	0
Asian/Pacific Islander:	0	0	0	0	0	0	0
Hispanic:	0	0	0	0	0	0	0
Total:	0	0	0	0	0	0	0
Female-headed Households:	0		0		0		

Income Category:

	Owner	Renter	Total	Person
Extremely Low	0	0	0	0
Low Mod	0	0	0	0
Moderate	0	0	0	0
Non Low Moderate	0	0	0	0
Total	0	0	0	0
Percent Low/Mod	0.0%	0.0%	0.0%	0.0%

Annual Accomplishments		Accomplishment Narrative
Year	# Benefiting	
2022		0replaced curbstops and gate valves, along with installation of meter pits

UGLG:

Grant Year: 2022

Project: 0005 - CDBG Enhance Local Public Infrastructure

Objective:

IDIS Activity: 10154 - City of Glen Ullin Curb stops/gate valves Administration

Outcome:

Activity to prevent, prepare for, and respond to Coronavirus: No

Status: Canceled 05/29/2025

Matrix Code: General Program Administration (21A)

Location:

National Objective:

Initial Funding Date: 11/22/2023

Description:

Financing:

Administration for City of Glen Ullin curb stopsgate valves

Funded Amount: \$0.00

Net Drawn: \$0.00

Balance: \$0.00

Proposed Accomplishments:

: 0

Total Population in Service Area: 0

Census Tract Percent Low / Mod: 0.00

Actual Accomplishments:

Number assisted:

Owner		Renter		Total		Person
Total	Hispanic	Total	Hispanic	Total	Hispanic	

White:	0	0	0	0	0	0	0
Black/African American:	0	0	0	0	0	0	0
Asian:	0	0	0	0	0	0	0
American Indian/Alaskan Native:	0	0	0	0	0	0	0
Native Hawaiian/Other Pacific Islander:	0	0	0	0	0	0	0
American Indian/Alaskan Native & White:	0	0	0	0	0	0	0
Asian White:	0	0	0	0	0	0	0
Black/African American & White:	0	0	0	0	0	0	0
American Indian/Alaskan Native & Black/African American:	0	0	0	0	0	0	0
Other multi-racial:	0	0	0	0	0	0	0
Asian/Pacific Islander:	0	0	0	0	0	0	0
Hispanic:	0	0	0	0	0	0	0
Total:	0	0	0	0	0	0	0
Female-headed Households:	0		0		0		

Income Category:

	Owner	Renter	Total	Person
Extremely Low	0	0	0	0
Low Mod	0	0	0	0
Moderate	0	0	0	0
Non Low Moderate	0	0	0	0
Total	0	0	0	0
Percent Low/Mod	0.0%	0.0%	0.0%	0.0%

Annual Accomplishments	Accomplishment Narrative
Year	# Benefiting

UGLG:	BOWMAN COUNTY				
Grant Year:	2022				
Project:	0003 - CDBG Housing Projects		Objective:	Create suitable living environments	
IDIS Activity:	10159 - Bowman County Multi-Family Rehabilitation - Bowman		Outcome:	Availability/accessibility	
Activity to prevent, prepare for, and respond to Coronavirus: No					
Status:	Open		Matrix Code:	Rehab; Multi-Unit Residential (14B)	
Location:					
14 3rd Ave SE		Bowman, ND 58623-4040	National Objective:	LMH	
Initial Funding Date:	02/08/2024		Description:		
Financing:					
Funded Amount:	\$423,120.79				
Net Drawn:	\$9,009.73				
Balance:	\$414,111.06				
Proposed Accomplishments:					
Housing Units : 24					
Total Population in Service Area: 0					
Census Tract Percent Low / Mod: 0.00					
Actual Accomplishments:					
Number assisted:					
		Owner	Renter	Total	
Total	Hispanic	Total	Hispanic	Total	Hispanic Person

White:	0	0	0	0	0	0	0
Black/African American:	0	0	0	0	0	0	0
Asian:	0	0	0	0	0	0	0
American Indian/Alaskan Native:	0	0	0	0	0	0	0
Native Hawaiian/Other Pacific Islander:	0	0	0	0	0	0	0
American Indian/Alaskan Native & White:	0	0	0	0	0	0	0
Asian White:	0	0	0	0	0	0	0
Black/African American & White:	0	0	0	0	0	0	0
American Indian/Alaskan Native & Black/African American:	0	0	0	0	0	0	0
Other multi-racial:	0	0	0	0	0	0	0
Asian/Pacific Islander:	0	0	0	0	0	0	0
Hispanic:	0	0	0	0	0	0	0
Total:	0	0	0	0	0	0	0
Female-headed Households:	0		0		0		

Income Category:

	Owner	Renter	Total	Person
Extremely Low	0	0	0	0
Low Mod	0	0	0	0
Moderate	0	0	0	0
Non Low Moderate	0	0	0	0
Total	0	0	0	0
Percent Low/Mod	0.0%	0.0%	0.0%	0.0%

Annual Accomplishments	Accomplishment Narrative
Year # Benefiting	

UGLG:

Grant Year: 2022

Project: 0005 - CDBG Enhance Local Public Infrastructure

Objective:

IDIS Activity: 10161 - City of Portal, Installation of New Gas Lines

Outcome:

Activity to prevent, prepare for, and respond to Coronavirus: No

Status: Open

Matrix Code: General Program Administration (21A)

Location:

National Objective:

, -

Initial Funding Date: 02/09/2024

Description:

Financing:

Administration

Funded Amount: \$25,000.00

Net Drawn: \$14,091.99

Balance: \$10,908.01

Proposed Accomplishments:

: 0

Total Population in Service Area: 0

Census Tract Percent Low / Mod: 0.00

Actual Accomplishments:

Number assisted:

Owner		Renter		Total		
Total	Hispanic	Total	Hispanic	Total	Hispanic	Person

White:	0	0	0	0	0	0	0
Black/African American:	0	0	0	0	0	0	0
Asian:	0	0	0	0	0	0	0
American Indian/Alaskan Native:	0	0	0	0	0	0	0
Native Hawaiian/Other Pacific Islander:	0	0	0	0	0	0	0
American Indian/Alaskan Native & White:	0	0	0	0	0	0	0
Asian White:	0	0	0	0	0	0	0
Black/African American & White:	0	0	0	0	0	0	0
American Indian/Alaskan Native & Black/African American:	0	0	0	0	0	0	0
Other multi-racial:	0	0	0	0	0	0	0
Asian/Pacific Islander:	0	0	0	0	0	0	0
Hispanic:	0	0	0	0	0	0	0
Total:	0	0	0	0	0	0	0
Female-headed Households:	0		0		0		

Income Category:				
	Owner	Renter	Total	Person
Extremely Low	0	0	0	0
Low Mod	0	0	0	0
Moderate	0	0	0	0
Non Low Moderate	0	0	0	0
Total	0	0	0	0
Percent Low/Mod	0.0%	0.0%	0.0%	0.0%

Annual Accomplishments		Accomplishment Narrative
Year	# Benefiting	

UGLG:

Grant Year: 2022

Project: 0005 - CDBG Enhance Local Public Infrastructure

Objective:

IDIS Activity: 10163 - City of Portal, Sanitary Sewer Relocation

Outcome:

Activity to prevent, prepare for, and respond to Coronavirus: No

Status: Open

Matrix Code: General Program Administration (21A)

Location:

National Objective:

, -

Initial Funding Date: 02/09/2024

Description:

Financing:

Administration

Funded Amount: \$25,000.00

Net Drawn: \$12,477.07

Balance: \$12,522.93

Proposed Accomplishments:

: 0

Total Population in Service Area: 0

Census Tract Percent Low / Mod: 0.00

Actual Accomplishments:

Number assisted:

Owner		Renter		Total		
Total	Hispanic	Total	Hispanic	Total	Hispanic	Person

White:	0	0	0	0	0	0	0
Black/African American:	0	0	0	0	0	0	0
Asian:	0	0	0	0	0	0	0
American Indian/Alaskan Native:	0	0	0	0	0	0	0
Native Hawaiian/Other Pacific Islander:	0	0	0	0	0	0	0
American Indian/Alaskan Native & White:	0	0	0	0	0	0	0
Asian White:	0	0	0	0	0	0	0
Black/African American & White:	0	0	0	0	0	0	0
American Indian/Alaskan Native & Black/African American:	0	0	0	0	0	0	0
Other multi-racial:	0	0	0	0	0	0	0
Asian/Pacific Islander:	0	0	0	0	0	0	0
Hispanic:	0	0	0	0	0	0	0
Total:	0	0	0	0	0	0	0
Female-headed Households:	0		0		0		

Income Category:

	Owner	Renter	Total	Person
Extremely Low	0	0	0	0
Low Mod	0	0	0	0
Moderate	0	0	0	0
Non Low Moderate	0	0	0	0
Total	0	0	0	0
Percent Low/Mod	0.0%	0.0%	0.0%	0.0%

Annual Accomplishments	Accomplishment Narrative
Year	# Benefiting

UGLG: ANTLER

Grant Year: 2022

Project: 0005 - CDBG Enhance Local Public Infrastructure

Objective: Create suitable living environments

IDIS Activity: 10165 - City of Antler Sanitary Sewer Lift Station Rehabilitation

Outcome: Availability/accessibility

Activity to prevent, prepare for, and respond to Coronavirus: No

Status: Completed 05/29/2025

Matrix Code: Water/Sewer Improvements (03J)

Location:

PO Box 23 Antler, ND 58711-0023

National Objective: LMA

Initial Funding Date: 04/25/2024

Financing:

Funded Amount: \$249,696.00

Net Drawn: \$249,696.00

Balance: \$0.00

Description:

This project includes rehabilitation of the existing sanitary sewer lift station.

Improvements include new pumps, new controls, new piping, new lid, and valve vault

Proposed Accomplishments:

People (General) : 10

Total Population in Service Area: 10

Census Tract Percent Low / Mod: 80.00

Actual Accomplishments:

Number assisted:

Owner		Renter		Total		
Total	Hispanic	Total	Hispanic	Total	Hispanic	Person

White:	0	0	0	0	0	0	0
Black/African American:	0	0	0	0	0	0	0
Asian:	0	0	0	0	0	0	0
American Indian/Alaskan Native:	0	0	0	0	0	0	0
Native Hawaiian/Other Pacific Islander:	0	0	0	0	0	0	0
American Indian/Alaskan Native & White:	0	0	0	0	0	0	0
Asian White:	0	0	0	0	0	0	0
Black/African American & White:	0	0	0	0	0	0	0
American Indian/Alaskan Native & Black/African American:	0	0	0	0	0	0	0
Other multi-racial:	0	0	0	0	0	0	0
Asian/Pacific Islander:	0	0	0	0	0	0	0
Hispanic:	0	0	0	0	0	0	0
Total:	0	0	0	0	0	0	0
Female-headed Households:	0		0		0		

Income Category:

	Owner	Renter	Total	Person
Extremely Low	0	0	0	0
Low Mod	0	0	0	0
Moderate	0	0	0	0
Non Low Moderate	0	0	0	0
Total	0	0	0	0
Percent Low/Mod	0.0%	0.0%	0.0%	0.0%

Annual Accomplishments

		Accomplishment Narrative
Year	# Benefiting	
2022		0Replaced vertical sewage pumps with submersible pumps. Replaced the forcemain, updated the lift station controls, and replaced piping within the lift station. Also replaced the existing cover to protect the lift station from infiltration of runoff

UGLG:

Grant Year: 2022

Project: 0005 - CDBG Enhance Local Public Infrastructure Objective:

IDIS Activity: 10166 - City of Antler Sanitary Sewer Lift Station Rehabilitation - Outcome:

Activity to prevent, prepare for, and respond to Coronavirus: No

Status: Completed 05/29/2025 Matrix Code: General Program Administration (21A)

Location: , - National Objective:

Initial Funding Date: 04/25/2024 Description:
Financing: ADMINISTRATION
Funded Amount: \$10,000.00
Net Drawn: \$10,000.00
Balance: \$0.00

Proposed Accomplishments:
: 0
Total Population in Service Area: 0
Census Tract Percent Low / Mod: 0.00

Actual Accomplishments:

Number assisted:

Owner		Renter		Total		
Total	Hispanic	Total	Hispanic	Total	Hispanic	Person

White:	0	0	0	0	0	0	0
Black/African American:	0	0	0	0	0	0	0
Asian:	0	0	0	0	0	0	0
American Indian/Alaskan Native:	0	0	0	0	0	0	0
Native Hawaiian/Other Pacific Islander:	0	0	0	0	0	0	0
American Indian/Alaskan Native & White:	0	0	0	0	0	0	0
Asian White:	0	0	0	0	0	0	0
Black/African American & White:	0	0	0	0	0	0	0
American Indian/Alaskan Native & Black/African American:	0	0	0	0	0	0	0
Other multi-racial:	0	0	0	0	0	0	0
Asian/Pacific Islander:	0	0	0	0	0	0	0
Hispanic:	0	0	0	0	0	0	0
Total:	0	0	0	0	0	0	0
Female-headed Households:	0		0		0		

Income Category:

	Owner	Renter	Total	Person
Extremely Low	0	0	0	0
Low Mod	0	0	0	0
Moderate	0	0	0	0
Non Low Moderate	0	0	0	0
Total	0	0	0	0
Percent Low/Mod	0.0%	0.0%	0.0%	0.0%

Annual Accomplishments	Accomplishment Narrative
Year	# Benefiting

Owner		Renter		Total		
Total	Hispanic	Total	Hispanic	Total	Hispanic	Person

White:	0	0	0	0	0	0	0
Black/African American:	0	0	0	0	0	0	0
Asian:	0	0	0	0	0	0	0
American Indian/Alaskan Native:	0	0	0	0	0	0	0
Native Hawaiian/Other Pacific Islander:	0	0	0	0	0	0	0
American Indian/Alaskan Native & White:	0	0	0	0	0	0	0
Asian White:	0	0	0	0	0	0	0
Black/African American & White:	0	0	0	0	0	0	0
American Indian/Alaskan Native & Black/African American:	0	0	0	0	0	0	0
Other multi-racial:	0	0	0	0	0	0	0
Asian/Pacific Islander:	0	0	0	0	0	0	0
Hispanic:	0	0	0	0	0	0	0
Total:	0	0	0	0	0	0	0
Female-headed Households:	0		0		0		

Income Category:

	Owner	Renter	Total	Person
Extremely Low	0	0	0	0
Low Mod	0	0	0	0
Moderate	0	0	0	0
Non Low Moderate	0	0	0	0
Total	0	0	0	0
Percent Low/Mod	0.0%	0.0%	0.0%	0.0%

Annual Accomplishments	Accomplishment Narrative
Year	# Benefiting

UGLG:

Grant Year: 2022

Project: 0005 - CDBG Enhance Local Public Infrastructure

Objective:

IDIS Activity: 10172 - City of Hebron Water Main Replacement -
Activity to prevent, prepare for, and respond to Coronavirus: No

Outcome:

Status: Open

Matrix Code: General Program Administration (21A)

Location:

, -

National Objective:

Initial Funding Date: 02/20/2025

Description:

Financing:

Administration for City of Hebron water main replacement

Funded Amount: \$10,000.00

Net Drawn: \$10,000.00

Balance: \$0.00

Proposed Accomplishments:

: 0

Total Population in Service Area: 0

Census Tract Percent Low / Mod: 0.00

Actual Accomplishments:

Number assisted:

Owner		Renter		Total		Person
Total	Hispanic	Total	Hispanic	Total	Hispanic	

White:	0	0	0	0	0	0	0
Black/African American:	0	0	0	0	0	0	0
Asian:	0	0	0	0	0	0	0
American Indian/Alaskan Native:	0	0	0	0	0	0	0
Native Hawaiian/Other Pacific Islander:	0	0	0	0	0	0	0
American Indian/Alaskan Native & White:	0	0	0	0	0	0	0
Asian White:	0	0	0	0	0	0	0
Black/African American & White:	0	0	0	0	0	0	0
American Indian/Alaskan Native & Black/African American:	0	0	0	0	0	0	0
Other multi-racial:	0	0	0	0	0	0	0
Asian/Pacific Islander:	0	0	0	0	0	0	0
Hispanic:	0	0	0	0	0	0	0
Total:	0	0	0	0	0	0	0
Female-headed Households:	0		0		0		

Income Category:

	Owner	Renter	Total	Person
Extremely Low	0	0	0	0
Low Mod	0	0	0	0
Moderate	0	0	0	0
Non Low Moderate	0	0	0	0
Total	0	0	0	0
Percent Low/Mod	0.0%	0.0%	0.0%	0.0%

Annual Accomplishments	Accomplishment Narrative
Year # Benefiting	

White:	0	0	0	0	0	0	0
Black/African American:	0	0	0	0	0	0	0
Asian:	0	0	0	0	0	0	0
American Indian/Alaskan Native:	0	0	0	0	0	0	0
Native Hawaiian/Other Pacific Islander:	0	0	0	0	0	0	0
American Indian/Alaskan Native & White:	0	0	0	0	0	0	0
Asian White:	0	0	0	0	0	0	0
Black/African American & White:	0	0	0	0	0	0	0
American Indian/Alaskan Native & Black/African American:	0	0	0	0	0	0	0
Other multi-racial:	0	0	0	0	0	0	0
Asian/Pacific Islander:	0	0	0	0	0	0	0
Hispanic:	0	0	0	0	0	0	0
Total:	0	0	0	0	0	0	0
Female-headed Households:	0		0		0		

Income Category:				
	Owner	Renter	Total	Person
Extremely Low	0	0	0	0
Low Mod	0	0	0	0
Moderate	0	0	0	0
Non Low Moderate	0	0	0	0
Total	0	0	0	0
Percent Low/Mod	0.0%	0.0%	0.0%	0.0%

Annual Accomplishments		Accomplishment Narrative
Year	# Benefiting	

UGLG:	CITY OF WILLISTON		
Grant Year:	2022		
Project:	0007 - 2021 Multifamily Production and Rehabilitation HOME/NHTF	Objective:	Create suitable living environments
IDIS Activity:	10194 - City of Williston Brookeland Homes Multi-Family	Outcome:	Availability/accessibility
Activity to prevent, prepare for, and respond to Coronavirus:	No		
Status:	Open	Matrix Code:	Rehab; Multi-Unit Residential (14B)
Location:			
PO Box 1306	Williston, ND 58802-1306	National Objective:	LMH
Initial Funding Date:	12/02/2024	Description:	
Financing:		WHA Brookeland Homes Multi-Family Rehabilitation Project is in need of updating the security cameras, LED lighting and concrete on the exterior and interior of the complex to increase resident safety.	
Funded Amount:	\$0.00		
Net Drawn:	\$0.00		
Balance:	\$0.00		
Proposed Accomplishments:			
Housing Units :	164		
Total Population in Service Area:	0		
Census Tract Percent Low / Mod:	0.00		
Actual Accomplishments:			
Number assisted:			
	Owner	Renter	Total
	Total Hispanic	Total Hispanic	Total Hispanic Person

White:	0	0	0	0	0	0	0
Black/African American:	0	0	0	0	0	0	0
Asian:	0	0	0	0	0	0	0
American Indian/Alaskan Native:	0	0	0	0	0	0	0
Native Hawaiian/Other Pacific Islander:	0	0	0	0	0	0	0
American Indian/Alaskan Native & White:	0	0	0	0	0	0	0
Asian White:	0	0	0	0	0	0	0
Black/African American & White:	0	0	0	0	0	0	0
American Indian/Alaskan Native & Black/African American:	0	0	0	0	0	0	0
Other multi-racial:	0	0	0	0	0	0	0
Asian/Pacific Islander:	0	0	0	0	0	0	0
Hispanic:	0	0	0	0	0	0	0
Total:	0	0	0	0	0	0	0
Female-headed Households:	0		0		0		

Income Category:

	Owner	Renter	Total	Person
Extremely Low	0	0	0	0
Low Mod	0	0	0	0
Moderate	0	0	0	0
Non Low Moderate	0	0	0	0
Total	0	0	0	0
Percent Low/Mod	0.0%	0.0%	0.0%	0.0%

Annual Accomplishments	Accomplishment Narrative
Year # Benefiting	

UGLG:	CITY OF WING				
Grant Year:	2022				
Project:	0004 - CDBG Enhance Local Public Infrastructure			Objective:	Create suitable living environments
IDIS Activity:	10209 - City of Wing Sanitary Sewer Improvements			Outcome:	Availability/accessibility
Activity to prevent, prepare for, and respond to Coronavirus: No					
Status:	Open			Matrix Code:	Water/Sewer Improvements (03J)
Location:					
PO Box 39 Wing, ND 58494-0039				National Objective: LMA	
Initial Funding Date: 02/13/2025				Description:	
Financing:				The City of Wing will replace the sewer lift station, reconstruct the wastewater treatment ponds, and improve one block of the sewer collection system by disconnecting and removing the storm sewer inlet and regrading the street surface	
Funded Amount: \$847,301.47					
Net Drawn: \$3,750.00					
Balance: \$843,551.47					
Proposed Accomplishments:					
People (General) : 85					
Total Population in Service Area: 125					
Census Tract Percent Low / Mod: 68.00					
Actual Accomplishments:					
Number assisted:					
		Owner	Renter	Total	
Total	Hispanic	Total	Hispanic	Total	Hispanic Person

White:	0	0	0	0	0	0	0
Black/African American:	0	0	0	0	0	0	0
Asian:	0	0	0	0	0	0	0
American Indian/Alaskan Native:	0	0	0	0	0	0	0
Native Hawaiian/Other Pacific Islander:	0	0	0	0	0	0	0
American Indian/Alaskan Native & White:	0	0	0	0	0	0	0
Asian White:	0	0	0	0	0	0	0
Black/African American & White:	0	0	0	0	0	0	0
American Indian/Alaskan Native & Black/African American:	0	0	0	0	0	0	0
Other multi-racial:	0	0	0	0	0	0	0
Asian/Pacific Islander:	0	0	0	0	0	0	0
Hispanic:	0	0	0	0	0	0	0
Total:	0	0	0	0	0	0	0
Female-headed Households:	0		0		0		

Income Category:

	Owner	Renter	Total	Person
Extremely Low	0	0	0	0
Low Mod	0	0	0	0
Moderate	0	0	0	0
Non Low Moderate	0	0	0	0
Total	0	0	0	0
Percent Low/Mod	0.0%	0.0%	0.0%	0.0%

Annual Accomplishments	Accomplishment Narrative
Year	# Benefiting

UGLG:

Grant Year: 2022

Project: 0004 - CDBG Housing Projects

Objective:

IDIS Activity: 10215 - Bowman County Multi-Family Rehabilitation -
Activity to prevent, prepare for, and respond to Coronavirus: No

Outcome:

Status: Open

Matrix Code: General Program Administration (21A)

Location:

, -

National Objective:

Initial Funding Date: 02/28/2025

Description:

Financing:
Funded Amount: \$10,400.00
Net Drawn: \$3,120.00
Balance: \$7,280.00

Bowman County Multi-family rehabilitation ADMINISTRATION only

Proposed Accomplishments:

: 0

Total Population in Service Area: 0
Census Tract Percent Low / Mod: 0.00

Actual Accomplishments:

Number assisted:

Owner		Renter		Total		Person
Total	Hispanic	Total	Hispanic	Total	Hispanic	

White:	0	0	0	0	0	0	0
Black/African American:	0	0	0	0	0	0	0
Asian:	0	0	0	0	0	0	0
American Indian/Alaskan Native:	0	0	0	0	0	0	0
Native Hawaiian/Other Pacific Islander:	0	0	0	0	0	0	0
American Indian/Alaskan Native & White:	0	0	0	0	0	0	0
Asian White:	0	0	0	0	0	0	0
Black/African American & White:	0	0	0	0	0	0	0
American Indian/Alaskan Native & Black/African American:	0	0	0	0	0	0	0
Other multi-racial:	0	0	0	0	0	0	0
Asian/Pacific Islander:	0	0	0	0	0	0	0
Hispanic:	0	0	0	0	0	0	0
Total:	0	0	0	0	0	0	0
Female-headed Households:	0		0		0		

Income Category:

	Owner	Renter	Total	Person
Extremely Low	0	0	0	0
Low Mod	0	0	0	0
Moderate	0	0	0	0
Non Low Moderate	0	0	0	0
Total	0	0	0	0
Percent Low/Mod	0.0%	0.0%	0.0%	0.0%

Annual Accomplishments	Accomplishment Narrative
Year	# Benefiting

UGLG:

Grant Year: 2022

Project: 0005 - CDBG Enhance Local Public Infrastructure

Objective:

IDIS Activity: 10246 - City of Drake Lift Station Rehab - ADMINISTRATION

Outcome:

Activity to prevent, prepare for, and respond to Coronavirus: No

Status: Open

Matrix Code: General Program Administration (21A)

Location:

National Objective:

Initial Funding Date: 03/25/2025

Description:

Financing:

City of Drake lift station rehab - ADMINISTRATION ONLY

Funded Amount: \$3,000.00

Net Drawn: \$3,000.00

Balance: \$0.00

Proposed Accomplishments:

: 0

Total Population in Service Area: 0

Census Tract Percent Low / Mod: 0.00

Actual Accomplishments:

Number assisted:

Owner		Renter		Total		Person
Total	Hispanic	Total	Hispanic	Total	Hispanic	

White:	0	0	0	0	0	0	0
Black/African American:	0	0	0	0	0	0	0
Asian:	0	0	0	0	0	0	0
American Indian/Alaskan Native:	0	0	0	0	0	0	0
Native Hawaiian/Other Pacific Islander:	0	0	0	0	0	0	0
American Indian/Alaskan Native & White:	0	0	0	0	0	0	0
Asian White:	0	0	0	0	0	0	0
Black/African American & White:	0	0	0	0	0	0	0
American Indian/Alaskan Native & Black/African American:	0	0	0	0	0	0	0
Other multi-racial:	0	0	0	0	0	0	0
Asian/Pacific Islander:	0	0	0	0	0	0	0
Hispanic:	0	0	0	0	0	0	0
Total:	0	0	0	0	0	0	0
Female-headed Households:	0		0		0		

Income Category:

	Owner	Renter	Total	Person
Extremely Low	0	0	0	0
Low Mod	0	0	0	0
Moderate	0	0	0	0
Non Low Moderate	0	0	0	0
Total	0	0	0	0
Percent Low/Mod	0.0%	0.0%	0.0%	0.0%

Annual Accomplishments	Accomplishment Narrative
Year	# Benefiting

UGLG:

Grant Year: 2023

Project: 0004 - CDBG Enhance Local Public Infrastructure

Objective:

IDIS Activity: 10174 - City of Wishek Hydrant Replacement and Gate Valve

Outcome:

Activity to prevent, prepare for, and respond to Coronavirus: No

Status: Open

Matrix Code: General Program Administration (21A)

Location:

National Objective:

Initial Funding Date: 09/25/2024

Description:

Financing:
Funded Amount: \$18,900.00
Net Drawn: \$5,670.00
Balance: \$13,230.00

City of Wishek is replacing 20 fire hydrants and installing 20 new gate valves. This will include curb and gutter removal and replacement and pavement removal and replacement. The fire hydrants are approximately 70 years old and need to be replaced so that the City has adequate fire coverage. These aged fire hydrants are leaking, are very hard to turn on, and are unable to provide adequate coverage in case of a fire due to water pressure issues. There are no gate valves in the City, installation of the 20 gate valves will provide the opportunity to turn off part of the City water. Currently, if water needs to be worked on, the entire city has to be shut off to repair it.

Proposed Accomplishments:

: 0
Total Population in Service Area: 0
Census Tract Percent Low / Mod: 0.00

Actual Accomplishments:

Number assisted:

Owner		Renter		Total		
Total	Hispanic	Total	Hispanic	Total	Hispanic	Person

White:	0	0	0	0	0	0	0
Black/African American:	0	0	0	0	0	0	0
Asian:	0	0	0	0	0	0	0
American Indian/Alaskan Native:	0	0	0	0	0	0	0
Native Hawaiian/Other Pacific Islander:	0	0	0	0	0	0	0
American Indian/Alaskan Native & White:	0	0	0	0	0	0	0
Asian White:	0	0	0	0	0	0	0
Black/African American & White:	0	0	0	0	0	0	0
American Indian/Alaskan Native & Black/African American:	0	0	0	0	0	0	0
Other multi-racial:	0	0	0	0	0	0	0
Asian/Pacific Islander:	0	0	0	0	0	0	0
Hispanic:	0	0	0	0	0	0	0
Total:	0	0	0	0	0	0	0
Female-headed Households:	0		0		0		

Income Category:

	Owner	Renter	Total	Person
Extremely Low	0	0	0	0
Low Mod	0	0	0	0
Moderate	0	0	0	0
Non Low Moderate	0	0	0	0
Total	0	0	0	0
Percent Low/Mod	0.0%	0.0%	0.0%	0.0%

Annual Accomplishments		Accomplishment Narrative
Year	# Benefiting	

White:	0	0	0	0	0	0	0
Black/African American:	0	0	0	0	0	0	0
Asian:	0	0	0	0	0	0	0
American Indian/Alaskan Native:	0	0	0	0	0	0	0
Native Hawaiian/Other Pacific Islander:	0	0	0	0	0	0	0
American Indian/Alaskan Native & White:	0	0	0	0	0	0	0
Asian White:	0	0	0	0	0	0	0
Black/African American & White:	0	0	0	0	0	0	0
American Indian/Alaskan Native & Black/African American:	0	0	0	0	0	0	0
Other multi-racial:	0	0	0	0	0	0	0
Asian/Pacific Islander:	0	0	0	0	0	0	0
Hispanic:	0	0	0	0	0	0	0
Total:	0	0	0	0	0	0	0
Female-headed Households:	0		0		0		

Income Category:

	Owner	Renter	Total	Person
Extremely Low	0	0	0	0
Low Mod	0	0	0	0
Moderate	0	0	0	0
Non Low Moderate	0	0	0	0
Total	0	0	0	0
Percent Low/Mod	0.0%	0.0%	0.0%	0.0%

Annual Accomplishments	Accomplishment Narrative
Year	# Benefiting

UGLG:	CITY OF WING				
Grant Year:	2023				
Project:	0004 - CDBG Enhance Local Public Infrastructure		Objective:	Create suitable living environments	
IDIS Activity:	10209 - City of Wing Sanitary Sewer Improvements		Outcome:	Availability/accessibility	
Activity to prevent, prepare for, and respond to Coronavirus: No					
Status:	Open		Matrix Code:	Water/Sewer Improvements (03J)	
Location:					
PO Box 39 Wing, ND 58494-0039			National Objective: LMA		
Initial Funding Date: 02/13/2025			Description:		
Financing:			The City of Wing will replace the sewer lift station, reconstruct the wastewater treatment ponds, and improve one block of the sewer collection system by disconnecting and removing the storm sewer inlet and regrading the street surface		
Funded Amount: \$1,308,698.53					
Net Drawn: \$0.00					
Balance: \$1,308,698.53					
Proposed Accomplishments:					
People (General) : 85					
Total Population in Service Area: 125					
Census Tract Percent Low / Mod: 68.00					
Actual Accomplishments:					
Number assisted:					
		Owner	Renter	Total	
Total	Hispanic	Total	Hispanic	Total	Hispanic Person

White:	0	0	0	0	0	0	0
Black/African American:	0	0	0	0	0	0	0
Asian:	0	0	0	0	0	0	0
American Indian/Alaskan Native:	0	0	0	0	0	0	0
Native Hawaiian/Other Pacific Islander:	0	0	0	0	0	0	0
American Indian/Alaskan Native & White:	0	0	0	0	0	0	0
Asian White:	0	0	0	0	0	0	0
Black/African American & White:	0	0	0	0	0	0	0
American Indian/Alaskan Native & Black/African American:	0	0	0	0	0	0	0
Other multi-racial:	0	0	0	0	0	0	0
Asian/Pacific Islander:	0	0	0	0	0	0	0
Hispanic:	0	0	0	0	0	0	0
Total:	0	0	0	0	0	0	0
Female-headed Households:	0		0		0		

Income Category:

	Owner	Renter	Total	Person
Extremely Low	0	0	0	0
Low Mod	0	0	0	0
Moderate	0	0	0	0
Non Low Moderate	0	0	0	0
Total	0	0	0	0
Percent Low/Mod	0.0%	0.0%	0.0%	0.0%

Annual Accomplishments	Accomplishment Narrative
Year	# Benefiting

UGLG:

Grant Year: 2023

Project: 0002 - CDBG Support Public Facility & Services

Objective:

IDIS Activity: 10244 - Hazelton Sanitary Sewer Improvement Project

Outcome:

Activity to prevent, prepare for, and respond to Coronavirus: No

Status: Open

Matrix Code: General Program Administration (21A)

Location:

National Objective:

Initial Funding Date: 03/25/2025

Description:

Financing:

The city's sanitary system is at an advanced deteriorating level.

Funded Amount: \$18,756.00

This issue is posing health risks as sewer systems could back up into homes.

Net Drawn: \$6,252.00

The advanced deterioration is also causing risk of sink holes developing caused by erosion around severely cracked and damaged pipes.

Balance: \$12,504.00

This project will alleviate the threat to the public by correctly the issues described.

Proposed Accomplishments:

: 0

Total Population in Service Area: 0

Census Tract Percent Low / Mod: 0.00

Actual Accomplishments:

Number assisted:

Owner		Renter		Total		
Total	Hispanic	Total	Hispanic	Total	Hispanic	Person

White:	0	0	0	0	0	0	0
Black/African American:	0	0	0	0	0	0	0
Asian:	0	0	0	0	0	0	0
American Indian/Alaskan Native:	0	0	0	0	0	0	0
Native Hawaiian/Other Pacific Islander:	0	0	0	0	0	0	0
American Indian/Alaskan Native & White:	0	0	0	0	0	0	0
Asian White:	0	0	0	0	0	0	0
Black/African American & White:	0	0	0	0	0	0	0
American Indian/Alaskan Native & Black/African American:	0	0	0	0	0	0	0
Other multi-racial:	0	0	0	0	0	0	0
Asian/Pacific Islander:	0	0	0	0	0	0	0
Hispanic:	0	0	0	0	0	0	0
Total:	0	0	0	0	0	0	0
Female-headed Households:	0		0		0		

Income Category:

	Owner	Renter	Total	Person
Extremely Low	0	0	0	0
Low Mod	0	0	0	0
Moderate	0	0	0	0
Non Low Moderate	0	0	0	0
Total	0	0	0	0
Percent Low/Mod	0.0%	0.0%	0.0%	0.0%

Annual Accomplishments	Accomplishment Narrative
Year # Benefiting	

UGLG:

Grant Year: 2024

Project: 0005 - CDBG Economic Development Projects

Objective:

IDIS Activity: 10188 - Devils Lake Main Street - Diseth Holding, LLC Admin

Outcome:

Activity to prevent, prepare for, and respond to Coronavirus: No

Status: Open

Matrix Code: General Program Administration (21A)

Location:

National Objective:

, -

Initial Funding Date: 06/03/2025

Description:

Financing:

Devils Lake Main Street - Diseth Holding, LLC Admin

Funded Amount: \$7,496.04

Net Drawn: \$7,496.04

Balance: \$0.00

Proposed Accomplishments:

: 0

Total Population in Service Area: 0

Census Tract Percent Low / Mod: 0.00

Actual Accomplishments:

Number assisted:

Owner		Renter		Total		Person
Total	Hispanic	Total	Hispanic	Total	Hispanic	

White:	0	0	0	0	0	0	0
Black/African American:	0	0	0	0	0	0	0
Asian:	0	0	0	0	0	0	0
American Indian/Alaskan Native:	0	0	0	0	0	0	0
Native Hawaiian/Other Pacific Islander:	0	0	0	0	0	0	0
American Indian/Alaskan Native & White:	0	0	0	0	0	0	0
Asian White:	0	0	0	0	0	0	0
Black/African American & White:	0	0	0	0	0	0	0
American Indian/Alaskan Native & Black/African American:	0	0	0	0	0	0	0
Other multi-racial:	0	0	0	0	0	0	0
Asian/Pacific Islander:	0	0	0	0	0	0	0
Hispanic:	0	0	0	0	0	0	0
Total:	0	0	0	0	0	0	0
Female-headed Households:	0		0		0		

Income Category:				
	Owner	Renter	Total	Person
Extremely Low	0	0	0	0
Low Mod	0	0	0	0
Moderate	0	0	0	0
Non Low Moderate	0	0	0	0
Total	0	0	0	0
Percent Low/Mod	0.0%	0.0%	0.0%	0.0%

Annual Accomplishments		Accomplishment Narrative
Year	# Benefiting	

White:	0	0	0	0	0	0	0
Black/African American:	0	0	0	0	0	0	0
Asian:	0	0	0	0	0	0	0
American Indian/Alaskan Native:	0	0	0	0	0	0	0
Native Hawaiian/Other Pacific Islander:	0	0	0	0	0	0	0
American Indian/Alaskan Native & White:	0	0	0	0	0	0	0
Asian White:	0	0	0	0	0	0	0
Black/African American & White:	0	0	0	0	0	0	0
American Indian/Alaskan Native & Black/African American:	0	0	0	0	0	0	0
Other multi-racial:	0	0	0	0	0	0	0
Asian/Pacific Islander:	0	0	0	0	0	0	0
Hispanic:	0	0	0	0	0	0	0
Total:	0	0	0	0	0	0	0
Female-headed Households:	0		0		0		

Income Category:

	Owner	Renter	Total	Person
Extremely Low	0	0	0	0
Low Mod	0	0	0	0
Moderate	0	0	0	0
Non Low Moderate	0	0	0	0
Total	0	0	0	0
Percent Low/Mod	0.0%	0.0%	0.0%	0.0%

Annual Accomplishments		Accomplishment Narrative
Year	# Benefiting	

		Coronavirus
Total Funded Amount:	\$15,307,028.52	\$6,380,334.00
Total Drawn :	\$8,572,518.96	\$3,567,227.25
Total Balance:	\$6,734,509.56	\$2,813,106.75

U.S. Department of Housing and Urban Development
Office of Community Planning and Development
Integrated Disbursement and Information System
State of North Dakota
Performance and Evaluation Report
For Grant Year 2024
As of 08/09/2025
Grant Number B24DC380001

DATE: 08-09-25
TIME: 11:07
PAGE: 1

Part I: Financial Status

A. Sources of State CDBG Funds

1)	State Allocation	\$3,515,583.00
2)	Program Income	
3)	Program income receipted in IDIS	\$281,915.16
3 a)	Program income receipted from Section 108 Projects (for SI type)	\$0.00
4)	Adjustment to compute total program income	
5)	Total program income (sum of lines 3 and 4)	\$281,915.16
6)	Section 108 Loan Funds	\$0.00
7)	Total State CDBG Resources (sum of lines 1,5 and 6)	\$3,797,498.16

B. State CDBG Resources by Use

8)	State Allocation	
9)	Obligated to recipients	\$3,112,630.00
10)	Adjustment to compute total obligated to recipients	\$0.00
11)	Total obligated to recipients (sum of lines 9 and 10)	\$3,112,630.00
12)	Set aside for State Administration	\$185,520.60
13)	Adjustment to compute total set aside for State Administration	
14)	Total set aside for State Administration (sum of lines 12 and 13)	\$185,520.60
15)	Set aside for Technical Assistance	\$35,155.83
16)	Adjustment to compute total set aside for Technical Assistance	\$0.00
17)	Total set aside for Technical Assistance (sum of lines 15 and 16)	\$35,155.83
18)	State funds set aside for State Administration match	\$0.00

U.S. Department of Housing and Urban Development
Office of Community Planning and Development
Integrated Disbursement and Information System
State of North Dakota
Performance and Evaluation Report
For Grant Year 2024
As of 08/09/2025
Grant Number B24DC380001

DATE: 08-09-25
TIME: 11:07
PAGE: 2

19)	Program Income	
20)	Returned to the state and redistributed	\$0.00
20 a)	Section 108 program income expended for the Section 108 repayment	
21)	Adjustment to compute total redistributed	\$0.00
22)	Total redistributed (sum of lines 20 and 21)	\$0.00
23)	Returned to the state and not yet redistributed	\$278,003.76
23 a)	Section 108 program income not yet disbursed	\$0.00
24)	Adjustment to compute total not yet redistributed	\$0.00
25)	Total not yet redistributed (sum of lines 23 and 24)	\$278,003.76
26)	Retained by recipients	\$9,608.75
27)	Adjustment to compute total retained	\$0.00
28)	Total retained (sum of lines 26 and 27)	\$9,608.75

C. Expenditures of State CDBG Resources

29)	Drawn for State Administration	\$0.00
30)	Adjustment to amount drawn for State Administration	\$0.00
31)	Total drawn for State Administration	\$0.00
32)	Drawn for Technical Assistance	\$0.00
33)	Adjustment to amount drawn for Technical Assistance	\$0.00
34)	Total drawn for Technical Assistance	\$0.00
		<i>-\$35,155.83</i>
35)	Drawn for Section 108 Repayments	\$0.00
36)	Adjustment to amount drawn for Section 108 Repayments	\$0.00
37)	Total drawn for Section 108 Repayments	\$0.00
38)	Drawn for all other activities	\$14,878.84
39)	Adjustment to amount drawn for all other activities	\$0.00
40)	Total drawn for all other activities	\$14,878.84

U.S. Department of Housing and Urban Development
Office of Community Planning and Development
Integrated Disbursement and Information System
State of North Dakota
Performance and Evaluation Report
For Grant Year 2024
As of 08/09/2025
Grant Number B24DC380001

DATE: 08-09-25
TIME: 11:07
PAGE: 3

D. Compliance with Public Service (PS) Cap

41)	Disbursed in IDIS for PS	\$0.00
42)	Adjustment to compute total disbursed for PS	\$0.00
43)	Total disbursed for PS (sum of lines 41 and 42)	\$0.00
44)	Amount subject to PS cap	
45)	State Allocation (line 1)	\$3,515,583.00
46)	Program Income Received (line 5)	\$281,915.16
47)	Adjustment to compute total subject to PS cap	\$0.00
48)	Total subject to PS cap (sum of lines 45-47)	\$3,797,498.16
49)	Percent of funds disbursed to date for PS (line 43 / line 48)	0.00%

E. Compliance with Planning and Administration (P/A) Cap

50)	Disbursed in IDIS for P/A from all fund types - Combined	\$0.00
51)	Adjustment to compute total disbursed for P/A	\$0.00
52)	Total disbursed for P/A (sum of lines 50 and 51)	\$0.00
53)	Amount subject to Combined Expenditure P/A cap	
54)	State Allocation (line 1)	\$3,515,583.00
55)	Program Income Received (line 5)	\$281,915.16
56)	Adjustment to compute total subject to P/A cap	\$0.00
57)	Total subject to P/A cap (sum of lines 54-56)	\$3,797,498.16
58)	Percent of funds disbursed to date for P/A (line 52 / line 57) Combined Cap	0.14%
59)	Disbursed in IDIS for P/A from Annual Grant Only	\$0.00
60)	Amount subject the Annual Grant P/A cap	
61)	State Allocation	\$0.00
62)	Percent of funds disbursed to date for P/A (line 59 / line 61) Annual Grant Cap	0.00%

U.S. Department of Housing and Urban Development
Office of Community Planning and Development
Integrated Disbursement and Information System
State of North Dakota
Performance and Evaluation Report
For Grant Year 2024
As of 08/09/2025
Grant Number B24DC380001

DATE: 08-09-25
TIME: 11:07
PAGE: 4

Part II: Compliance with Overall Low and Moderate Income Benefit

63) Period specified for benefit: grant years 2022 – 2024

64) Final PER for compliance with the overall benefit test: [No]

	Grant Year	2022	2023	2024	Total
65) Benefit LMI persons and households (1)		1,194,069.95	53,273.14	9,959.03	1,257,302.12
66) Benefit LMI, 108 activities		0.00	0.00	0.00	0.00
67) Benefit LMI, other adjustments		0.00	0.00	0.00	0.00
68) Total, Benefit LMI (sum of lines 65-67)		1,194,069.95	53,273.14	9,959.03	1,257,302.12
69) Prevent/Eliminate Slum/Blight		29,014.00	15,040.23	0.00	44,054.23
70) Prevent Slum/Blight, 108 activities		0.00	0.00	0.00	0.00
71) Total, Prevent Slum/Blight (sum of lines 69 and 70)		29,014.00	15,040.23	0.00	44,054.23
72) Meet Urgent Community Development Needs		0.00	0.00	0.00	0.00
73) Meet Urgent Needs, 108 activities		0.00	0.00	0.00	0.00
74) Total, Meet Urgent Needs (sum of lines 72 and 73)		0.00	0.00	0.00	0.00
75) Acquisition, New Construction, Rehab/Special Areas noncountable		0.00	0.00	0.00	0.00
76) Total disbursements subject to overall LMI benefit (sum of lines 68, 71, 74, and 75)		1,223,083.95	68,313.37	9,959.03	1,301,356.35
77) Low and moderate income benefit (line 68 / line 76)		0.98	0.78	1.00	0.97
78) Other Disbursements		1.00	1.00	1.00	3.00
79) State Administration		328.92	488.68	354.53	1,172.13
80) Technical Assistance		0.00	0.00	0.00	0.00
81) Local Administration		87,490.78	23,744.45	4,919.81	116,155.04
82) Section 108 repayments		0.00	0.00	0.00	0.00

U.S. Department of Housing and Urban Development
Office of Community Planning and Development
Integrated Disbursement and Information System
State of North Dakota
Performance and Evaluation Report
For Grant Year 2023
As of 08/05/2025
Grant Number B23DC380001

DATE: 08-05-25
TIME: 16:34
PAGE: 1

Part I: Financial Status

A. Sources of State CDBG Funds

1)	State Allocation	\$3,849,554.00
2)	Program Income	
3)	Program income receipted in IDIS	\$177,633.23
3 a)	Program income receipted from Section 108 Projects (for SI type)	\$0.00
4)	Adjustment to compute total program income	\$0.00
5)	Total program income (sum of lines 3 and 4)	\$177,633.23
6)	Section 108 Loan Funds	\$0.00
7)	Total State CDBG Resources (sum of lines 1,5 and 6)	\$4,027,187.23

B. State CDBG Resources by Use

8)	State Allocation	
9)	Obligated to recipients	\$3,263,414.29
10)	Adjustment to compute total obligated to recipients	\$0.00
11)	Total obligated to recipients (sum of lines 9 and 10)	\$3,263,414.29
12)	Set aside for State Administration	\$293,751.15
13)	Adjustment to compute total set aside for State Administration	\$0.00
14)	Total set aside for State Administration (sum of lines 12 and 13)	\$293,751.15
15)	Set aside for Technical Assistance	\$38,495.54
16)	Adjustment to compute total set aside for Technical Assistance	\$0.00
17)	Total set aside for Technical Assistance (sum of lines 15 and 16)	\$38,495.54
18)	State funds set aside for State Administration match	\$0.00

U.S. Department of Housing and Urban Development
Office of Community Planning and Development
Integrated Disbursement and Information System
State of North Dakota
Performance and Evaluation Report
For Grant Year 2023
As of 08/05/2025
Grant Number B23DC380001

DATE: 08-05-25
TIME: 16:34
PAGE: 2

19)	Program Income	
20)	Returned to the state and redistributed	\$0.00
20 a)	Section 108 program income expended for the Section 108 repayment	
21)	Adjustment to compute total redistributed	\$0.00
22)	Total redistributed (sum of lines 20 and 21)	\$0.00
23)	Returned to the state and not yet redistributed	\$177,633.23
23 a)	Section 108 program income not yet disbursed	\$0.00
24)	Adjustment to compute total not yet redistributed	\$0.00
25)	Total not yet redistributed (sum of lines 23 and 24)	\$177,633.23
26)	Retained by recipients	\$0.00
27)	Adjustment to compute total retained	\$0.00
28)	Total retained (sum of lines 26 and 27)	\$0.00

C. Expenditures of State CDBG Resources

29)	Drawn for State Administration	\$0.00
30)	Adjustment to amount drawn for State Administration	\$0.00
31)	Total drawn for State Administration	\$0.00
32)	Drawn for Technical Assistance	\$0.00
33)	Adjustment to amount drawn for Technical Assistance	\$0.00
34)	Total drawn for Technical Assistance	\$0.00
		<i>-\$38,495.54</i>
35)	Drawn for Section 108 Repayments	\$0.00
36)	Adjustment to amount drawn for Section 108 Repayments	\$0.00
37)	Total drawn for Section 108 Repayments	\$0.00
38)	Drawn for all other activities	\$92,057.82
39)	Adjustment to amount drawn for all other activities	\$0.00
40)	Total drawn for all other activities	\$92,057.82

U.S. Department of Housing and Urban Development
Office of Community Planning and Development
Integrated Disbursement and Information System
State of North Dakota
Performance and Evaluation Report
For Grant Year 2023
As of 08/05/2025
Grant Number B23DC380001

DATE: 08-05-25
TIME: 16:34
PAGE: 3

D. Compliance with Public Service (PS) Cap

41)	Disbursed in IDIS for PS	\$0.00
42)	Adjustment to compute total disbursed for PS	\$0.00
43)	Total disbursed for PS (sum of lines 41 and 42)	\$0.00
44)	Amount subject to PS cap	
45)	State Allocation (line 1)	\$3,849,554.00
46)	Program Income Received (line 5)	\$177,633.23
47)	Adjustment to compute total subject to PS cap	\$0.00
48)	Total subject to PS cap (sum of lines 45-47)	\$4,027,187.23
49)	Percent of funds disbursed to date for PS (line 43 / line 48)	0.00%

E. Compliance with Planning and Administration (P/A) Cap

50)	Disbursed in IDIS for P/A from all fund types - Combined	\$24,233.13
51)	Adjustment to compute total disbursed for P/A	\$0.00
52)	Total disbursed for P/A (sum of lines 50 and 51)	\$24,233.13
53)	Amount subject to Combined Expenditure P/A cap	
54)	State Allocation (line 1)	\$3,849,554.00
55)	Program Income Received (line 5)	\$177,633.23
56)	Adjustment to compute total subject to P/A cap	\$0.00
57)	Total subject to P/A cap (sum of lines 54-56)	\$4,027,187.23
58)	Percent of funds disbursed to date for P/A (line 52 / line 57) Combined Cap	0.60%
59)	Disbursed in IDIS for P/A from Annual Grant Only	\$11,922.00
60)	Amount subject the Annual Grant P/A cap	
61)	State Allocation	\$3,849,554.00
62)	Percent of funds disbursed to date for P/A (line 59 / line 61) Annual Grant Cap	0.31%

U.S. Department of Housing and Urban Development
Office of Community Planning and Development
Integrated Disbursement and Information System
State of North Dakota
Performance and Evaluation Report
For Grant Year 2023
As of 08/05/2025
Grant Number B23DC380001

DATE: 08-05-25
TIME: 16:34
PAGE: 4

Part II: Compliance with Overall Low and Moderate Income Benefit

63) Period specified for benefit: grant years 2022 – 2024

64) Final PER for compliance with the overall benefit test: [No]

	Grant Year	2022	2023	2024	Total
65) Benefit LMI persons and households (1)		1,194,069.95	53,273.14	9,959.03	1,257,302.12
66) Benefit LMI, 108 activities		0.00	0.00	0.00	0.00
67) Benefit LMI, other adjustments		0.00	0.00	0.00	0.00
68) Total, Benefit LMI (sum of lines 65-67)		1,194,069.95	53,273.14	9,959.03	1,257,302.12
69) Prevent/Eliminate Slum/Blight		29,014.00	15,040.23	0.00	44,054.23
70) Prevent Slum/Blight, 108 activities		0.00	0.00	0.00	0.00
71) Total, Prevent Slum/Blight (sum of lines 69 and 70)		29,014.00	15,040.23	0.00	44,054.23
72) Meet Urgent Community Development Needs		0.00	0.00	0.00	0.00
73) Meet Urgent Needs, 108 activities		0.00	0.00	0.00	0.00
74) Total, Meet Urgent Needs (sum of lines 72 and 73)		0.00	0.00	0.00	0.00
75) Acquisition, New Construction, Rehab/Special Areas noncountable		0.00	0.00	0.00	0.00
76) Total disbursements subject to overall LMI benefit (sum of lines 68, 71, 74, and 75)		1,223,083.95	68,313.37	9,959.03	1,301,356.35
77) Low and moderate income benefit (line 68 / line 76)		0.98	0.78	1.00	0.97
78) Other Disbursements		1.00	1.00	1.00	3.00
79) State Administration		328.92	488.68	354.53	1,172.13
80) Technical Assistance		0.00	0.00	0.00	0.00
81) Local Administration		87,490.78	23,744.45	4,919.81	116,155.04
82) Section 108 repayments		0.00	0.00	0.00	0.00

U.S. Department of Housing and Urban Development
Office of Community Planning and Development
Integrated Disbursement and Information System
State of North Dakota
Performance and Evaluation Report
For Grant Year 2022
As of 08/09/2025
Grant Number B22DC380001

DATE: 08-09-25
TIME: 12:52
PAGE: 1

Part I: Financial Status

A. Sources of State CDBG Funds

1)	State Allocation	\$3,927,948.00
2)	Program Income	
3)	Program income receipted in IDIS	\$216,130.18
3 a)	Program income receipted from Section 108 Projects (for SI type)	\$0.00
4)	Adjustment to compute total program income	\$0.00
5)	Total program income (sum of lines 3 and 4)	\$216,130.18
6)	Section 108 Loan Funds	\$0.00
7)	Total State CDBG Resources (sum of lines 1,5 and 6)	\$4,144,078.18

B. State CDBG Resources by Use

8)	State Allocation	
9)	Obligated to recipients	\$3,710,110.00
10)	Adjustment to compute total obligated to recipients	\$0.00
11)	Total obligated to recipients (sum of lines 9 and 10)	\$3,710,110.00
12)	Set aside for State Administration	\$0.00
13)	Adjustment to compute total set aside for State Administration	\$178,559.00
14)	Total set aside for State Administration (sum of lines 12 and 13)	\$178,559.00
15)	Set aside for Technical Assistance	\$39,279.00
16)	Adjustment to compute total set aside for Technical Assistance	\$0.00
17)	Total set aside for Technical Assistance (sum of lines 15 and 16)	\$39,279.00
18)	State funds set aside for State Administration match	\$0.00

U.S. Department of Housing and Urban Development
Office of Community Planning and Development
Integrated Disbursement and Information System
State of North Dakota
Performance and Evaluation Report
For Grant Year 2022
As of 08/09/2025
Grant Number B22DC380001

DATE: 08-09-25
TIME: 12:52
PAGE: 2

19)	Program Income	
20)	Returned to the state and redistributed	\$0.00
20 a)	Section 108 program income expended for the Section 108 repayment	
21)	Adjustment to compute total redistributed	\$0.00
22)	Total redistributed (sum of lines 20 and 21)	\$0.00
23)	Returned to the state and not yet redistributed	\$216,130.18
23 a)	Section 108 program income not yet disbursed	\$0.00
24)	Adjustment to compute total not yet redistributed	\$0.00
25)	Total not yet redistributed (sum of lines 23 and 24)	\$216,130.18
26)	Retained by recipients	\$0.00
27)	Adjustment to compute total retained	\$0.00
28)	Total retained (sum of lines 26 and 27)	\$0.00

C. Expenditures of State CDBG Resources

29)	Drawn for State Administration	\$328.92
30)	Adjustment to amount drawn for State Administration	\$0.00
31)	Total drawn for State Administration	\$328.92
32)	Drawn for Technical Assistance	\$0.00
33)	Adjustment to amount drawn for Technical Assistance	\$0.00
34)	Total drawn for Technical Assistance	\$0.00
		<i>-\$39,279.00</i>
35)	Drawn for Section 108 Repayments	\$0.00
36)	Adjustment to amount drawn for Section 108 Repayments	\$0.00
37)	Total drawn for Section 108 Repayments	\$0.00
38)	Drawn for all other activities	\$1,310,574.73
39)	Adjustment to amount drawn for all other activities	\$0.00
40)	Total drawn for all other activities	\$1,310,574.73

U.S. Department of Housing and Urban Development
Office of Community Planning and Development
Integrated Disbursement and Information System
State of North Dakota
Performance and Evaluation Report
For Grant Year 2022
As of 08/09/2025
Grant Number B22DC380001

DATE: 08-09-25
TIME: 12:52
PAGE: 3

D. Compliance with Public Service (PS) Cap

41)	Disbursed in IDIS for PS	\$0.00
42)	Adjustment to compute total disbursed for PS	\$0.00
43)	Total disbursed for PS (sum of lines 41 and 42)	\$0.00
44)	Amount subject to PS cap	
45)	State Allocation (line 1)	\$3,927,948.00
46)	Program Income Received (line 5)	\$216,130.18
47)	Adjustment to compute total subject to PS cap	\$0.00
48)	Total subject to PS cap (sum of lines 45-47)	\$4,144,078.18
49)	Percent of funds disbursed to date for PS (line 43 / line 48)	0.00%

E. Compliance with Planning and Administration (P/A) Cap

50)	Disbursed in IDIS for P/A from all fund types - Combined	\$87,819.70
51)	Adjustment to compute total disbursed for P/A	\$0.00
52)	Total disbursed for P/A (sum of lines 50 and 51)	\$87,819.70
53)	Amount subject to Combined Expenditure P/A cap	
54)	State Allocation (line 1)	\$3,927,948.00
55)	Program Income Received (line 5)	\$216,130.18
56)	Adjustment to compute total subject to P/A cap	\$0.00
57)	Total subject to P/A cap (sum of lines 54-56)	\$4,144,078.18
58)	Percent of funds disbursed to date for P/A (line 52 / line 57) Combined Cap	2.12%
59)	Disbursed in IDIS for P/A from Annual Grant Only	\$26,120.00
60)	Amount subject the Annual Grant P/A cap	
61)	State Allocation	\$3,927,948.00
62)	Percent of funds disbursed to date for P/A (line 59 / line 61) Annual Grant Cap	0.66%

U.S. Department of Housing and Urban Development
Office of Community Planning and Development
Integrated Disbursement and Information System
State of North Dakota
Performance and Evaluation Report
For Grant Year 2022
As of 08/09/2025
Grant Number B22DC380001

DATE: 08-09-25
TIME: 12:52
PAGE: 4

Part II: Compliance with Overall Low and Moderate Income Benefit

63) Period specified for benefit: grant years 2022 – 2024

64) Final PER for compliance with the overall benefit test: [No]

	Grant Year	2022	2023	2024	Total
65) Benefit LMI persons and households (1)		1,194,069.95	53,273.14	9,959.03	1,257,302.12
66) Benefit LMI, 108 activities		0.00	0.00	0.00	0.00
67) Benefit LMI, other adjustments		0.00	0.00	0.00	0.00
68) Total, Benefit LMI (sum of lines 65-67)		1,194,069.95	53,273.14	9,959.03	1,257,302.12
69) Prevent/Eliminate Slum/Blight		29,014.00	15,040.23	0.00	44,054.23
70) Prevent Slum/Blight, 108 activities		0.00	0.00	0.00	0.00
71) Total, Prevent Slum/Blight (sum of lines 69 and 70)		29,014.00	15,040.23	0.00	44,054.23
72) Meet Urgent Community Development Needs		0.00	0.00	0.00	0.00
73) Meet Urgent Needs, 108 activities		0.00	0.00	0.00	0.00
74) Total, Meet Urgent Needs (sum of lines 72 and 73)		0.00	0.00	0.00	0.00
75) Acquisition, New Construction, Rehab/Special Areas noncountable		0.00	0.00	0.00	0.00
76) Total disbursements subject to overall LMI benefit (sum of lines 68, 71, 74, and 75)		1,223,083.95	68,313.37	9,959.03	1,301,356.35
77) Low and moderate income benefit (line 68 / line 76)		0.98	0.78	1.00	0.97
78) Other Disbursements		1.00	1.00	1.00	3.00
79) State Administration		328.92	488.68	354.53	1,172.13
80) Technical Assistance		0.00	0.00	0.00	0.00
81) Local Administration		87,490.78	23,744.45	4,919.81	116,155.04
82) Section 108 repayments		0.00	0.00	0.00	0.00

PR01 - HUD Grants and Program Income

Program	Fund Ty	Grant Year	Grant Number	Authorized Amount	Suballocated Amount	Amount Committed to Activities	Net Drawn Amount	FY YTD Net Draw Amount	Available to Commit	Available to Draw
CDBG	AD	2022	B22DC380001	\$178,559.00	\$0.00	\$36,569.06	\$36,569.06	\$36,569.06	\$141,989.94	\$141,989.94

U.S. Department of Housing and Urban Development
Office of Community Planning and Development
Integrated Disbursement and Information System
State of North Dakota
Performance and Evaluation Report
For Grant Year 2021
As of 08/05/2025
Grant Number B21DC380001

DATE: 08-05-25
TIME: 16:31
PAGE: 1

Part I: Financial Status

A. Sources of State CDBG Funds

1)	State Allocation	\$4,023,769.00
2)	Program Income	
3)	Program income receipted in IDIS	\$562,703.31
3 a)	Program income receipted from Section 108 Projects (for SI type)	\$0.00
4)	Adjustment to compute total program income	\$0.00
5)	Total program income (sum of lines 3 and 4)	\$562,703.31
6)	Section 108 Loan Funds	\$0.00
7)	Total State CDBG Resources (sum of lines 1,5 and 6)	\$4,586,472.31

B. State CDBG Resources by Use

8)	State Allocation	
9)	Obligated to recipients	\$3,802,234.00
10)	Adjustment to compute total obligated to recipients	\$0.00
11)	Total obligated to recipients (sum of lines 9 and 10)	\$3,802,234.00
12)	Set aside for State Administration	\$180,475.00
13)	Adjustment to compute total set aside for State Administration	\$0.00
14)	Total set aside for State Administration (sum of lines 12 and 13)	\$180,475.00
15)	Set aside for Technical Assistance	\$40,238.00
16)	Adjustment to compute total set aside for Technical Assistance	\$0.00
17)	Total set aside for Technical Assistance (sum of lines 15 and 16)	\$40,238.00
18)	State funds set aside for State Administration match	\$0.00

U.S. Department of Housing and Urban Development
Office of Community Planning and Development
Integrated Disbursement and Information System
State of North Dakota
Performance and Evaluation Report
For Grant Year 2021
As of 08/05/2025
Grant Number B21DC380001

DATE: 08-05-25
TIME: 16:31
PAGE: 2

19)	Program Income	
20)	Returned to the state and redistributed	
20 a)	Section 108 program income expended for the Section 108 repayment	
21)	Adjustment to compute total redistributed	\$0.00
22)	Total redistributed (sum of lines 20 and 21)	\$0.00
23)	Returned to the state and not yet redistributed	\$562,703.31
23 a)	Section 108 program income not yet disbursed	\$0.00
24)	Adjustment to compute total not yet redistributed	\$0.00
25)	Total not yet redistributed (sum of lines 23 and 24)	\$562,703.31
26)	Retained by recipients	\$0.00
27)	Adjustment to compute total retained	\$0.00
28)	Total retained (sum of lines 26 and 27)	\$0.00

C. Expenditures of State CDBG Resources

29)	Drawn for State Administration	\$46,391.62
30)	Adjustment to amount drawn for State Administration	\$0.00
31)	Total drawn for State Administration	\$46,391.62
32)	Drawn for Technical Assistance	\$0.00
33)	Adjustment to amount drawn for Technical Assistance	\$0.00
34)	Total drawn for Technical Assistance	\$0.00
		<i>-\$40,238.00</i>
35)	Drawn for Section 108 Repayments	\$0.00
36)	Adjustment to amount drawn for Section 108 Repayments	\$0.00
37)	Total drawn for Section 108 Repayments	\$0.00
38)	Drawn for all other activities	\$1,601,578.48
39)	Adjustment to amount drawn for all other activities	\$0.00
40)	Total drawn for all other activities	\$1,601,578.48

U.S. Department of Housing and Urban Development
Office of Community Planning and Development
Integrated Disbursement and Information System
State of North Dakota
Performance and Evaluation Report
For Grant Year 2021
As of 08/05/2025
Grant Number B21DC380001

DATE: 08-05-25
TIME: 16:31
PAGE: 3

D. Compliance with Public Service (PS) Cap

41)	Disbursed in IDIS for PS	\$0.00
42)	Adjustment to compute total disbursed for PS	\$0.00
43)	Total disbursed for PS (sum of lines 41 and 42)	\$0.00
44)	Amount subject to PS cap	
45)	State Allocation (line 1)	\$4,023,769.00
46)	Program Income Received (line 5)	\$562,703.31
47)	Adjustment to compute total subject to PS cap	\$0.00
48)	Total subject to PS cap (sum of lines 45-47)	\$4,586,472.31
49)	Percent of funds disbursed to date for PS (line 43 / line 48)	0.00%

E. Compliance with Planning and Administration (P/A) Cap

50)	Disbursed in IDIS for P/A from all fund types - Combined	\$83,684.99
51)	Adjustment to compute total disbursed for P/A	\$0.00
52)	Total disbursed for P/A (sum of lines 50 and 51)	\$83,684.99
53)	Amount subject to Combined Expenditure P/A cap	
54)	State Allocation (line 1)	\$4,023,769.00
55)	Program Income Received (line 5)	\$562,703.31
56)	Adjustment to compute total subject to P/A cap	\$0.00
57)	Total subject to P/A cap (sum of lines 54-56)	\$4,586,472.31
58)	Percent of funds disbursed to date for P/A (line 52 / line 57) Combined Cap	1.82%
59)	Disbursed in IDIS for P/A from Annual Grant Only	\$19,178.00
60)	Amount subject the Annual Grant P/A cap	
61)	State Allocation	\$4,023,769.00
62)	Percent of funds disbursed to date for P/A (line 59 / line 61) Annual Grant Cap	0.48%

U.S. Department of Housing and Urban Development
Office of Community Planning and Development
Integrated Disbursement and Information System
State of North Dakota
Performance and Evaluation Report
For Grant Year 2021
As of 08/05/2025
Grant Number B21DC380001

DATE: 08-05-25
TIME: 16:31
PAGE: 4

Part II: Compliance with Overall Low and Moderate Income Benefit

63) Period specified for benefit: grant years 2019 – 2021

64) Final PER for compliance with the overall benefit test: [No]

	Grant Year	2019	2020	2021	Total
65) Benefit LMI persons and households (1)		3,438,549.75	3,453,579.11	1,508,888.91	8,401,017.77
66) Benefit LMI, 108 activities		0.00	0.00	0.00	0.00
67) Benefit LMI, other adjustments		0.00	0.00	0.00	0.00
68) Total, Benefit LMI (sum of lines 65-67)		3,438,549.75	3,453,579.11	1,508,888.91	8,401,017.77
69) Prevent/Eliminate Slum/Blight		96,213.12	103,499.76	55,396.20	255,109.08
70) Prevent Slum/Blight, 108 activities		0.00	0.00	0.00	0.00
71) Total, Prevent Slum/Blight (sum of lines 69 and 70)		96,213.12	103,499.76	55,396.20	255,109.08
72) Meet Urgent Community Development Needs		785,420.68	300,000.00	0.00	1,085,420.68
73) Meet Urgent Needs, 108 activities		0.00	0.00	0.00	0.00
74) Total, Meet Urgent Needs (sum of lines 72 and 73)		785,420.68	300,000.00	0.00	1,085,420.68
75) Acquisition, New Construction, Rehab/Special Areas noncountable		0.00	0.00	0.00	0.00
76) Total disbursements subject to overall LMI benefit (sum of lines 68, 71, 74, and 75)		4,320,183.55	3,857,078.87	1,564,285.11	9,741,547.53
77) Low and moderate income benefit (line 68 / line 76)		0.80	0.90	0.96	0.86
78) Other Disbursements		1.00	1.00	1.00	3.00
79) State Administration		186,277.97	182,995.82	46,391.62	415,665.41
80) Technical Assistance		39,554.00	7,474.66	0.00	47,028.66
81) Local Administration		47,909.64	40,661.98	37,293.37	125,864.99
82) Section 108 repayments		0.00	0.00	0.00	0.00

U.S. Department of Housing and Urban Development
Office of Community Planning and Development
Integrated Disbursement and Information System
State of North Dakota
Performance and Evaluation Report
For Grant Year 2020
As of 08/05/2025
Grant Number B20DC380001

DATE: 08-05-25
TIME: 16:30
PAGE: 1

Part I: Financial Status

A. Sources of State CDBG Funds

1)	State Allocation	\$3,992,569.00
2)	Program Income	
3)	Program income receipted in IDIS	\$698,283.89
3 a)	Program income receipted from Section 108 Projects (for SI type)	\$0.00
4)	Adjustment to compute total program income	\$0.00
5)	Total program income (sum of lines 3 and 4)	\$698,283.89
6)	Section 108 Loan Funds	\$0.00
7)	Total State CDBG Resources (sum of lines 1,5 and 6)	\$4,690,852.89

B. State CDBG Resources by Use

8)	State Allocation	
9)	Obligated to recipients	\$3,764,954.85
10)	Adjustment to compute total obligated to recipients	\$0.00
11)	Total obligated to recipients (sum of lines 9 and 10)	\$3,764,954.85
12)	Set aside for State Administration	\$179,835.00
13)	Adjustment to compute total set aside for State Administration	\$0.00
14)	Total set aside for State Administration (sum of lines 12 and 13)	\$179,835.00
15)	Set aside for Technical Assistance	\$39,917.00
16)	Adjustment to compute total set aside for Technical Assistance	\$0.00
17)	Total set aside for Technical Assistance (sum of lines 15 and 16)	\$39,917.00
18)	State funds set aside for State Administration match	\$0.00

U.S. Department of Housing and Urban Development
Office of Community Planning and Development
Integrated Disbursement and Information System
State of North Dakota
Performance and Evaluation Report
For Grant Year 2020
As of 08/05/2025
Grant Number B20DC380001

DATE: 08-05-25
TIME: 16:30
PAGE: 2

19)	Program Income	
20)	Returned to the state and redistributed	
20 a)	Section 108 program income expended for the Section 108 repayment	
21)	Adjustment to compute total redistributed	\$0.00
22)	Total redistributed (sum of lines 20 and 21)	\$0.00
23)	Returned to the state and not yet redistributed	\$698,283.89
23 a)	Section 108 program income not yet disbursed	\$0.00
24)	Adjustment to compute total not yet redistributed	\$0.00
25)	Total not yet redistributed (sum of lines 23 and 24)	\$698,283.89
26)	Retained by recipients	\$0.00
27)	Adjustment to compute total retained	\$0.00
28)	Total retained (sum of lines 26 and 27)	\$0.00

C. Expenditures of State CDBG Resources

29)	Drawn for State Administration	\$182,995.82
30)	Adjustment to amount drawn for State Administration	\$0.00
31)	Total drawn for State Administration	\$182,995.82
32)	Drawn for Technical Assistance	\$7,474.66
33)	Adjustment to amount drawn for Technical Assistance	\$0.00
34)	Total drawn for Technical Assistance	\$7,474.66
		<i>-\$32,442.34</i>
35)	Drawn for Section 108 Repayments	\$0.00
36)	Adjustment to amount drawn for Section 108 Repayments	\$0.00
37)	Total drawn for Section 108 Repayments	\$0.00
38)	Drawn for all other activities	\$3,897,740.85
39)	Adjustment to amount drawn for all other activities	\$0.00
40)	Total drawn for all other activities	\$3,897,740.85

U.S. Department of Housing and Urban Development
Office of Community Planning and Development
Integrated Disbursement and Information System
State of North Dakota
Performance and Evaluation Report
For Grant Year 2020
As of 08/05/2025
Grant Number B20DC380001

DATE: 08-05-25
TIME: 16:30
PAGE: 3

D. Compliance with Public Service (PS) Cap

41)	Disbursed in IDIS for PS	\$76,500.00
42)	Adjustment to compute total disbursed for PS	\$0.00
43)	Total disbursed for PS (sum of lines 41 and 42)	\$76,500.00
44)	Amount subject to PS cap	
45)	State Allocation (line 1)	\$3,992,569.00
46)	Program Income Received (line 5)	\$698,283.89
47)	Adjustment to compute total subject to PS cap	\$0.00
48)	Total subject to PS cap (sum of lines 45-47)	\$4,690,852.89
49)	Percent of funds disbursed to date for PS (line 43 / line 48)	1.63%

E. Compliance with Planning and Administration (P/A) Cap

50)	Disbursed in IDIS for P/A from all fund types - Combined	\$223,657.80
51)	Adjustment to compute total disbursed for P/A	\$0.00
52)	Total disbursed for P/A (sum of lines 50 and 51)	\$223,657.80
53)	Amount subject to Combined Expenditure P/A cap	
54)	State Allocation (line 1)	\$3,992,569.00
55)	Program Income Received (line 5)	\$698,283.89
56)	Adjustment to compute total subject to P/A cap	\$0.00
57)	Total subject to P/A cap (sum of lines 54-56)	\$4,690,852.89
58)	Percent of funds disbursed to date for P/A (line 52 / line 57) Combined Cap	4.77%
59)	Disbursed in IDIS for P/A from Annual Grant Only	\$12,999.18
60)	Amount subject the Annual Grant P/A cap	
61)	State Allocation	\$3,992,569.00
62)	Percent of funds disbursed to date for P/A (line 59 / line 61) Annual Grant Cap	0.33%

U.S. Department of Housing and Urban Development
Office of Community Planning and Development
Integrated Disbursement and Information System
State of North Dakota
Performance and Evaluation Report
For Grant Year 2020
As of 08/05/2025
Grant Number B20DC380001

DATE: 08-05-25
TIME: 16:30
PAGE: 4

Part II: Compliance with Overall Low and Moderate Income Benefit

63) Period specified for benefit: grant years 2019 – 2021

64) Final PER for compliance with the overall benefit test: [No]

	Grant Year	2019	2020	2021	Total
65) Benefit LMI persons and households (1)		3,438,549.75	3,453,579.11	1,508,888.91	8,401,017.77
66) Benefit LMI, 108 activities		0.00	0.00	0.00	0.00
67) Benefit LMI, other adjustments		0.00	0.00	0.00	0.00
68) Total, Benefit LMI (sum of lines 65-67)		3,438,549.75	3,453,579.11	1,508,888.91	8,401,017.77
69) Prevent/Eliminate Slum/Blight		96,213.12	103,499.76	55,396.20	255,109.08
70) Prevent Slum/Blight, 108 activities		0.00	0.00	0.00	0.00
71) Total, Prevent Slum/Blight (sum of lines 69 and 70)		96,213.12	103,499.76	55,396.20	255,109.08
72) Meet Urgent Community Development Needs		785,420.68	300,000.00	0.00	1,085,420.68
73) Meet Urgent Needs, 108 activities		0.00	0.00	0.00	0.00
74) Total, Meet Urgent Needs (sum of lines 72 and 73)		785,420.68	300,000.00	0.00	1,085,420.68
75) Acquisition, New Construction, Rehab/Special Areas noncountable		0.00	0.00	0.00	0.00
76) Total disbursements subject to overall LMI benefit (sum of lines 68, 71, 74, and 75)		4,320,183.55	3,857,078.87	1,564,285.11	9,741,547.53
77) Low and moderate income benefit (line 68 / line 76)		0.80	0.90	0.96	0.86
78) Other Disbursements		1.00	1.00	1.00	3.00
79) State Administration		186,277.97	182,995.82	46,391.62	415,665.41
80) Technical Assistance		39,554.00	7,474.66	0.00	47,028.66
81) Local Administration		47,909.64	40,661.98	37,293.37	125,864.99
82) Section 108 repayments		0.00	0.00	0.00	0.00

U.S. Department of Housing and Urban Development
Office of Community Planning and Development
Integrated Disbursement and Information System
State of North Dakota
Performance and Evaluation Report
For Grant Year 2019
As of 08/05/2025
Grant Number B19DC380001

DATE: 08-05-25
TIME: 16:29
PAGE: 1

Part I: Financial Status

A. Sources of State CDBG Funds

1)	State Allocation	\$3,955,356.00
2)	Program Income	
3)	Program income receipted in IDIS	\$411,020.63
3 a)	Program income receipted from Section 108 Projects (for SI type)	\$0.00
4)	Adjustment to compute total program income	\$0.00
5)	Total program income (sum of lines 3 and 4)	\$411,020.63
6)	Section 108 Loan Funds	\$0.00
7)	Total State CDBG Resources (sum of lines 1,5 and 6)	\$4,366,376.63

B. State CDBG Resources by Use

8)	State Allocation	
9)	Obligated to recipients	\$3,736,695.00
10)	Adjustment to compute total obligated to recipients	\$0.00
11)	Total obligated to recipients (sum of lines 9 and 10)	\$3,736,695.00
12)	Set aside for State Administration	\$179,107.00
13)	Adjustment to compute total set aside for State Administration	\$0.00
14)	Total set aside for State Administration (sum of lines 12 and 13)	\$179,107.00
15)	Set aside for Technical Assistance	\$39,554.00
16)	Adjustment to compute total set aside for Technical Assistance	\$0.00
17)	Total set aside for Technical Assistance (sum of lines 15 and 16)	\$39,554.00
18)	State funds set aside for State Administration match	\$0.00

U.S. Department of Housing and Urban Development
Office of Community Planning and Development
Integrated Disbursement and Information System
State of North Dakota
Performance and Evaluation Report
For Grant Year 2019
As of 08/05/2025
Grant Number B19DC380001

DATE: 08-05-25
TIME: 16:29
PAGE: 2

19)	Program Income	
20)	Returned to the state and redistributed	
20 a)	Section 108 program income expended for the Section 108 repayment	
21)	Adjustment to compute total redistributed	\$0.00
22)	Total redistributed (sum of lines 20 and 21)	\$0.00
23)	Returned to the state and not yet redistributed	\$412,673.76
23 a)	Section 108 program income not yet disbursed	\$0.00
24)	Adjustment to compute total not yet redistributed	\$0.00
25)	Total not yet redistributed (sum of lines 23 and 24)	\$412,673.76
26)	Retained by recipients	\$0.00
27)	Adjustment to compute total retained	\$0.00
28)	Total retained (sum of lines 26 and 27)	\$0.00
C.	Expenditures of State CDBG Resources	
29)	Drawn for State Administration	\$186,277.97
30)	Adjustment to amount drawn for State Administration	\$0.00
31)	Total drawn for State Administration	\$186,277.97
32)	Drawn for Technical Assistance	\$39,554.00
33)	Adjustment to amount drawn for Technical Assistance	\$0.00
34)	Total drawn for Technical Assistance	\$39,554.00
35)	Drawn for Section 108 Repayments	\$0.00
36)	Adjustment to amount drawn for Section 108 Repayments	\$0.00
37)	Total drawn for Section 108 Repayments	\$0.00
38)	Drawn for all other activities	\$4,368,093.19
39)	Adjustment to amount drawn for all other activities	\$0.00
40)	Total drawn for all other activities	\$4,368,093.19

U.S. Department of Housing and Urban Development
Office of Community Planning and Development
Integrated Disbursement and Information System
State of North Dakota
Performance and Evaluation Report
For Grant Year 2019
As of 08/05/2025
Grant Number B19DC380001

DATE: 08-05-25
TIME: 16:29
PAGE: 3

D. Compliance with Public Service (PS) Cap

41)	Disbursed in IDIS for PS	\$21,843.00
42)	Adjustment to compute total disbursed for PS	\$0.00
43)	Total disbursed for PS (sum of lines 41 and 42)	\$21,843.00
44)	Amount subject to PS cap	
45)	State Allocation (line 1)	\$3,955,356.00
46)	Program Income Received (line 5)	\$411,020.63
47)	Adjustment to compute total subject to PS cap	\$0.00
48)	Total subject to PS cap (sum of lines 45-47)	\$4,366,376.63
49)	Percent of funds disbursed to date for PS (line 43 / line 48)	0.50%

E. Compliance with Planning and Administration (P/A) Cap

50)	Disbursed in IDIS for P/A from all fund types - Combined	\$234,187.61
51)	Adjustment to compute total disbursed for P/A	\$0.00
52)	Total disbursed for P/A (sum of lines 50 and 51)	\$234,187.61
53)	Amount subject to Combined Expenditure P/A cap	
54)	State Allocation (line 1)	\$3,955,356.00
55)	Program Income Received (line 5)	\$411,020.63
56)	Adjustment to compute total subject to P/A cap	\$0.00
57)	Total subject to P/A cap (sum of lines 54-56)	\$4,366,376.63
58)	Percent of funds disbursed to date for P/A (line 52 / line 57) Combined Cap	5.36%
59)	Disbursed in IDIS for P/A from Annual Grant Only	\$43,059.64
60)	Amount subject the Annual Grant P/A cap	
61)	State Allocation	\$3,955,356.00
62)	Percent of funds disbursed to date for P/A (line 59 / line 61) Annual Grant Cap	1.09%

U.S. Department of Housing and Urban Development
Office of Community Planning and Development
Integrated Disbursement and Information System
State of North Dakota
Performance and Evaluation Report
For Grant Year 2019
As of 08/05/2025
Grant Number B19DC380001

DATE: 08-05-25
TIME: 16:29
PAGE: 4

Part II: Compliance with Overall Low and Moderate Income Benefit

63) Period specified for benefit: grant years 2019 – 2021

64) Final PER for compliance with the overall benefit test: [No]

	Grant Year	2019	2020	2021	Total
65) Benefit LMI persons and households (1)		3,438,549.75	3,453,579.11	1,508,888.91	8,401,017.77
66) Benefit LMI, 108 activities		0.00	0.00	0.00	0.00
67) Benefit LMI, other adjustments		0.00	0.00	0.00	0.00
68) Total, Benefit LMI (sum of lines 65-67)		3,438,549.75	3,453,579.11	1,508,888.91	8,401,017.77
69) Prevent/Eliminate Slum/Blight		96,213.12	103,499.76	55,396.20	255,109.08
70) Prevent Slum/Blight, 108 activities		0.00	0.00	0.00	0.00
71) Total, Prevent Slum/Blight (sum of lines 69 and 70)		96,213.12	103,499.76	55,396.20	255,109.08
72) Meet Urgent Community Development Needs		785,420.68	300,000.00	0.00	1,085,420.68
73) Meet Urgent Needs, 108 activities		0.00	0.00	0.00	0.00
74) Total, Meet Urgent Needs (sum of lines 72 and 73)		785,420.68	300,000.00	0.00	1,085,420.68
75) Acquisition, New Construction, Rehab/Special Areas noncountable		0.00	0.00	0.00	0.00
76) Total disbursements subject to overall LMI benefit (sum of lines 68, 71, 74, and 75)		4,320,183.55	3,857,078.87	1,564,285.11	9,741,547.53
77) Low and moderate income benefit (line 68 / line 76)		0.80	0.90	0.96	0.86
78) Other Disbursements		1.00	1.00	1.00	3.00
79) State Administration		186,277.97	182,995.82	46,391.62	415,665.41
80) Technical Assistance		39,554.00	7,474.66	0.00	47,028.66
81) Local Administration		47,909.64	40,661.98	37,293.37	125,864.99
82) Section 108 repayments		0.00	0.00	0.00	0.00

U.S. Department of Housing and Urban Development
Office of Community Planning and Development
Integrated Disbursement and Information System
State of North Dakota
Performance and Evaluation Report
For Grant Year 2018
As of 08/05/2025
Grant Number B18DC380001

DATE: 08-05-25
TIME: 16:41
PAGE: 1

Part I: Financial Status

A. Sources of State CDBG Funds

1)	State Allocation	\$3,961,967.00
2)	Program Income	
3)	Program income receipted in IDIS	\$568,562.14
3 a)	Program income receipted from Section 108 Projects (for SI type)	\$0.00
4)	Adjustment to compute total program income	\$0.00
5)	Total program income (sum of lines 3 and 4)	\$568,562.14
6)	Section 108 Loan Funds	\$0.00
7)	Total State CDBG Resources (sum of lines 1,5 and 6)	\$4,530,529.14

B. State CDBG Resources by Use

8)	State Allocation	
9)	Obligated to recipients	\$3,743,109.00
10)	Adjustment to compute total obligated to recipients	\$0.00
11)	Total obligated to recipients (sum of lines 9 and 10)	\$3,743,109.00
12)	Set aside for State Administration	\$179,239.00
13)	Adjustment to compute total set aside for State Administration	\$0.00
14)	Total set aside for State Administration (sum of lines 12 and 13)	\$179,239.00
15)	Set aside for Technical Assistance	\$39,619.00
16)	Adjustment to compute total set aside for Technical Assistance	\$0.00
17)	Total set aside for Technical Assistance (sum of lines 15 and 16)	\$39,619.00
18)	State funds set aside for State Administration match	\$0.00

U.S. Department of Housing and Urban Development
Office of Community Planning and Development
Integrated Disbursement and Information System
State of North Dakota
Performance and Evaluation Report
For Grant Year 2018
As of 08/05/2025
Grant Number B18DC380001

DATE: 08-05-25
TIME: 16:41
PAGE: 2

19)	Program Income	
20)	Returned to the state and redistributed	
20 a)	Section 108 program income expended for the Section 108 repayment	
21)	Adjustment to compute total redistributed	\$0.00
22)	Total redistributed (sum of lines 20 and 21)	\$0.00
23)	Returned to the state and not yet redistributed	\$568,562.14
23 a)	Section 108 program income not yet disbursed	\$0.00
24)	Adjustment to compute total not yet redistributed	\$0.00
25)	Total not yet redistributed (sum of lines 23 and 24)	\$568,562.14
26)	Retained by recipients	\$0.00
27)	Adjustment to compute total retained	\$0.00
28)	Total retained (sum of lines 26 and 27)	\$0.00

C. Expenditures of State CDBG Resources

29)	Drawn for State Administration	\$179,239.00
30)	Adjustment to amount drawn for State Administration	\$0.00
31)	Total drawn for State Administration	\$179,239.00
32)	Drawn for Technical Assistance	\$39,619.00
33)	Adjustment to amount drawn for Technical Assistance	\$0.00
34)	Total drawn for Technical Assistance	\$39,619.00
35)	Drawn for Section 108 Repayments	\$0.00
36)	Adjustment to amount drawn for Section 108 Repayments	\$0.00
37)	Total drawn for Section 108 Repayments	\$0.00
38)	Drawn for all other activities	\$3,753,847.37
39)	Adjustment to amount drawn for all other activities	\$0.00
40)	Total drawn for all other activities	\$3,753,847.37

U.S. Department of Housing and Urban Development
Office of Community Planning and Development
Integrated Disbursement and Information System
State of North Dakota
Performance and Evaluation Report
For Grant Year 2018
As of 08/05/2025
Grant Number B18DC380001

DATE: 08-05-25
TIME: 16:41
PAGE: 3

D. Compliance with Public Service (PS) Cap

41)	Disbursed in IDIS for PS	\$52,169.46
42)	Adjustment to compute total disbursed for PS	\$0.00
43)	Total disbursed for PS (sum of lines 41 and 42)	\$52,169.46
44)	Amount subject to PS cap	
45)	State Allocation (line 1)	\$3,961,967.00
46)	Program Income Received (line 5)	\$568,562.14
47)	Adjustment to compute total subject to PS cap	\$0.00
48)	Total subject to PS cap (sum of lines 45-47)	\$4,530,529.14
49)	Percent of funds disbursed to date for PS (line 43 / line 48)	1.15%

E. Compliance with Planning and Administration (P/A) Cap

50)	Disbursed in IDIS for P/A from all fund types - Combined	\$239,076.66
51)	Adjustment to compute total disbursed for P/A	\$0.00
52)	Total disbursed for P/A (sum of lines 50 and 51)	\$239,076.66
53)	Amount subject to Combined Expenditure P/A cap	
54)	State Allocation (line 1)	\$3,961,967.00
55)	Program Income Received (line 5)	\$568,562.14
56)	Adjustment to compute total subject to P/A cap	\$0.00
57)	Total subject to P/A cap (sum of lines 54-56)	\$4,530,529.14
58)	Percent of funds disbursed to date for P/A (line 52 / line 57) Combined Cap	5.28%
59)	Disbursed in IDIS for P/A from Annual Grant Only	\$40,301.38
60)	Amount subject the Annual Grant P/A cap	
61)	State Allocation	\$3,961,967.00
62)	Percent of funds disbursed to date for P/A (line 59 / line 61) Annual Grant Cap	1.02%

U.S. Department of Housing and Urban Development
Office of Community Planning and Development
Integrated Disbursement and Information System
State of North Dakota
Performance and Evaluation Report
For Grant Year 2018
As of 08/05/2025
Grant Number B18DC380001

DATE: 08-05-25
TIME: 16:41
PAGE: 4

Part II: Compliance with Overall Low and Moderate Income Benefit

63) Period specified for benefit: grant years 2016 – 2018

64) Final PER for compliance with the overall benefit test: [No]

	Grant Year	2016	2017	2018	Total
65) Benefit LMI persons and households (1)		3,068,345.23	3,410,603.21	3,153,450.94	9,632,399.38
66) Benefit LMI, 108 activities		0.00	0.00	0.00	0.00
67) Benefit LMI, other adjustments		0.00	0.00	0.00	0.00
68) Total, Benefit LMI (sum of lines 65-67)		3,068,345.23	3,410,603.21	3,153,450.94	9,632,399.38
69) Prevent/Eliminate Slum/Blight		0.00	0.00	7,688.88	7,688.88
70) Prevent Slum/Blight, 108 activities		0.00	0.00	0.00	0.00
71) Total, Prevent Slum/Blight (sum of lines 69 and 70)		0.00	0.00	7,688.88	7,688.88
72) Meet Urgent Community Development Needs		847,126.52	547,285.37	532,869.89	1,927,281.78
73) Meet Urgent Needs, 108 activities		0.00	0.00	0.00	0.00
74) Total, Meet Urgent Needs (sum of lines 72 and 73)		847,126.52	547,285.37	532,869.89	1,927,281.78
75) Acquisition, New Construction, Rehab/Special Areas noncountable		11,486.50	0.00	16,454.05	27,940.55
76) Total disbursements subject to overall LMI benefit (sum of lines 68, 71, 74, and 75)		3,926,958.25	3,957,888.58	3,710,463.76	11,595,310.59
77) Low and moderate income benefit (line 68 / line 76)		0.78	0.86	0.85	0.83
78) Other Disbursements		1.00	1.00	1.00	3.00
79) State Administration		197,519.06	173,489.73	179,239.00	550,247.79
80) Technical Assistance		36,650.00	36,745.00	39,619.00	113,014.00
81) Local Administration		66,577.30	23,350.81	59,837.66	149,765.77
82) Section 108 repayments		0.00	0.00	0.00	0.00

U.S. Department of Housing and Urban Development
Office of Community Planning and Development
Integrated Disbursement and Information System
State of North Dakota
Performance and Evaluation Report
For Grant Year 2017
As of 08/05/2025
Grant Number B17DC380001

DATE: 08-05-25
TIME: 16:40
PAGE: 1

Part I: Financial Status

A. Sources of State CDBG Funds

1)	State Allocation	\$3,674,491.00
2)	Program Income	
3)	Program income receipted in IDIS	\$2,183,689.70
3 a)	Program income receipted from Section 108 Projects (for SI type)	\$0.00
4)	Adjustment to compute total program income	\$0.00
5)	Total program income (sum of lines 3 and 4)	\$2,183,689.70
6)	Section 108 Loan Funds	\$0.00
7)	Total State CDBG Resources (sum of lines 1,5 and 6)	\$5,858,180.70

B. State CDBG Resources by Use

8)	State Allocation	
9)	Obligated to recipients	\$3,464,256.27
10)	Adjustment to compute total obligated to recipients	\$0.00
11)	Total obligated to recipients (sum of lines 9 and 10)	\$3,464,256.27
12)	Set aside for State Administration	\$173,489.73
13)	Adjustment to compute total set aside for State Administration	\$0.00
14)	Total set aside for State Administration (sum of lines 12 and 13)	\$173,489.73
15)	Set aside for Technical Assistance	\$36,745.00
16)	Adjustment to compute total set aside for Technical Assistance	\$0.00
17)	Total set aside for Technical Assistance (sum of lines 15 and 16)	\$36,745.00
18)	State funds set aside for State Administration match	\$0.00

U.S. Department of Housing and Urban Development
Office of Community Planning and Development
Integrated Disbursement and Information System
State of North Dakota
Performance and Evaluation Report
For Grant Year 2017
As of 08/05/2025
Grant Number B17DC380001

DATE: 08-05-25
TIME: 16:40
PAGE: 2

19)	Program Income	
20)	Returned to the state and redistributed	
20 a)	Section 108 program income expended for the Section 108 repayment	
21)	Adjustment to compute total redistributed	\$0.00
22)	Total redistributed (sum of lines 20 and 21)	\$0.00
23)	Returned to the state and not yet redistributed	\$2,183,689.70
23 a)	Section 108 program income not yet disbursed	\$0.00
24)	Adjustment to compute total not yet redistributed	\$0.00
25)	Total not yet redistributed (sum of lines 23 and 24)	\$2,183,689.70
26)	Retained by recipients	\$0.00
27)	Adjustment to compute total retained	\$0.00
28)	Total retained (sum of lines 26 and 27)	\$0.00

C. Expenditures of State CDBG Resources

29)	Drawn for State Administration	\$173,489.73
30)	Adjustment to amount drawn for State Administration	\$0.00
31)	Total drawn for State Administration	\$173,489.73
32)	Drawn for Technical Assistance	\$36,745.00
33)	Adjustment to amount drawn for Technical Assistance	\$0.00
34)	Total drawn for Technical Assistance	\$36,745.00
35)	Drawn for Section 108 Repayments	\$0.00
36)	Adjustment to amount drawn for Section 108 Repayments	\$0.00
37)	Total drawn for Section 108 Repayments	\$0.00
38)	Drawn for all other activities	\$3,981,239.39
39)	Adjustment to amount drawn for all other activities	\$0.00
40)	Total drawn for all other activities	\$3,981,239.39

U.S. Department of Housing and Urban Development
Office of Community Planning and Development
Integrated Disbursement and Information System
State of North Dakota
Performance and Evaluation Report
For Grant Year 2017
As of 08/05/2025
Grant Number B17DC380001

DATE: 08-05-25
TIME: 16:40
PAGE: 3

D. Compliance with Public Service (PS) Cap

41)	Disbursed in IDIS for PS	\$311,540.87
42)	Adjustment to compute total disbursed for PS	\$0.00
43)	Total disbursed for PS (sum of lines 41 and 42)	\$311,540.87
44)	Amount subject to PS cap	
45)	State Allocation (line 1)	\$3,674,491.00
46)	Program Income Received (line 5)	\$2,183,689.70
47)	Adjustment to compute total subject to PS cap	\$0.00
48)	Total subject to PS cap (sum of lines 45-47)	\$5,858,180.70
49)	Percent of funds disbursed to date for PS (line 43 / line 48)	5.32%

E. Compliance with Planning and Administration (P/A) Cap

50)	Disbursed in IDIS for P/A from all fund types - Combined	\$196,840.54
51)	Adjustment to compute total disbursed for P/A	\$0.00
52)	Total disbursed for P/A (sum of lines 50 and 51)	\$196,840.54
53)	Amount subject to Combined Expenditure P/A cap	
54)	State Allocation (line 1)	\$3,674,491.00
55)	Program Income Received (line 5)	\$2,183,689.70
56)	Adjustment to compute total subject to P/A cap	\$0.00
57)	Total subject to P/A cap (sum of lines 54-56)	\$5,858,180.70
58)	Percent of funds disbursed to date for P/A (line 52 / line 57) Combined Cap	3.36%
59)	Disbursed in IDIS for P/A from Annual Grant Only	\$13,971.38
60)	Amount subject the Annual Grant P/A cap	
61)	State Allocation	\$3,674,491.00
62)	Percent of funds disbursed to date for P/A (line 59 / line 61) Annual Grant Cap	0.38%

U.S. Department of Housing and Urban Development
Office of Community Planning and Development
Integrated Disbursement and Information System
State of North Dakota
Performance and Evaluation Report
For Grant Year 2017
As of 08/05/2025
Grant Number B17DC380001

DATE: 08-05-25
TIME: 16:40
PAGE: 4

Part II: Compliance with Overall Low and Moderate Income Benefit

63) Period specified for benefit: grant years 2016 – 2018

64) Final PER for compliance with the overall benefit test: [No]

	Grant Year	2016	2017	2018	Total
65) Benefit LMI persons and households (1)		3,068,345.23	3,410,603.21	3,153,450.94	9,632,399.38
66) Benefit LMI, 108 activities		0.00	0.00	0.00	0.00
67) Benefit LMI, other adjustments		0.00	0.00	0.00	0.00
68) Total, Benefit LMI (sum of lines 65-67)		3,068,345.23	3,410,603.21	3,153,450.94	9,632,399.38
69) Prevent/Eliminate Slum/Blight		0.00	0.00	7,688.88	7,688.88
70) Prevent Slum/Blight, 108 activities		0.00	0.00	0.00	0.00
71) Total, Prevent Slum/Blight (sum of lines 69 and 70)		0.00	0.00	7,688.88	7,688.88
72) Meet Urgent Community Development Needs		847,126.52	547,285.37	532,869.89	1,927,281.78
73) Meet Urgent Needs, 108 activities		0.00	0.00	0.00	0.00
74) Total, Meet Urgent Needs (sum of lines 72 and 73)		847,126.52	547,285.37	532,869.89	1,927,281.78
75) Acquisition, New Construction, Rehab/Special Areas noncountable		11,486.50	0.00	16,454.05	27,940.55
76) Total disbursements subject to overall LMI benefit (sum of lines 68, 71, 74, and 75)		3,926,958.25	3,957,888.58	3,710,463.76	11,595,310.59
77) Low and moderate income benefit (line 68 / line 76)		0.78	0.86	0.85	0.83
78) Other Disbursements		1.00	1.00	1.00	3.00
79) State Administration		197,519.06	173,489.73	179,239.00	550,247.79
80) Technical Assistance		36,650.00	36,745.00	39,619.00	113,014.00
81) Local Administration		66,577.30	23,350.81	59,837.66	149,765.77
82) Section 108 repayments		0.00	0.00	0.00	0.00

U.S. Department of Housing and Urban Development
Office of Community Planning and Development
Integrated Disbursement and Information System
State of North Dakota
Performance and Evaluation Report
For Grant Year 2016
As of 08/05/2025
Grant Number B16DC380001

DATE: 08-05-25
TIME: 16:39
PAGE: 1

Part I: Financial Status

A. Sources of State CDBG Funds

1)	State Allocation	\$3,665,003.00
2)	Program Income	
3)	Program income receipted in IDIS	\$897,176.93
3 a)	Program income receipted from Section 108 Projects (for SI type)	\$0.00
4)	Adjustment to compute total program income	\$0.00
5)	Total program income (sum of lines 3 and 4)	\$897,176.93
6)	Section 108 Loan Funds	\$0.00
7)	Total State CDBG Resources (sum of lines 1,5 and 6)	\$4,562,179.93

B. State CDBG Resources by Use

8)	State Allocation	
9)	Obligated to recipients	\$3,455,053.00
10)	Adjustment to compute total obligated to recipients	\$0.00
11)	Total obligated to recipients (sum of lines 9 and 10)	\$3,455,053.00
12)	Set aside for State Administration	\$173,300.00
13)	Adjustment to compute total set aside for State Administration	\$0.00
14)	Total set aside for State Administration (sum of lines 12 and 13)	\$173,300.00
15)	Set aside for Technical Assistance	\$36,650.00
16)	Adjustment to compute total set aside for Technical Assistance	\$0.00
17)	Total set aside for Technical Assistance (sum of lines 15 and 16)	\$36,650.00
18)	State funds set aside for State Administration match	\$0.00

U.S. Department of Housing and Urban Development
Office of Community Planning and Development
Integrated Disbursement and Information System
State of North Dakota
Performance and Evaluation Report
For Grant Year 2016
As of 08/05/2025
Grant Number B16DC380001

DATE: 08-05-25
TIME: 16:39
PAGE: 2

19)	Program Income	
20)	Returned to the state and redistributed	\$1,633,382.62
20 a)	Section 108 program income expended for the Section 108 repayment	
21)	Adjustment to compute total redistributed	\$0.00
22)	Total redistributed (sum of lines 20 and 21)	\$1,633,382.62
23)	Returned to the state and not yet redistributed	-\$736,205.69
23 a)	Section 108 program income not yet disbursed	\$0.00
24)	Adjustment to compute total not yet redistributed	\$0.00
25)	Total not yet redistributed (sum of lines 23 and 24)	-\$736,205.69
26)	Retained by recipients	\$0.00
27)	Adjustment to compute total retained	\$0.00
28)	Total retained (sum of lines 26 and 27)	\$0.00
C.	Expenditures of State CDBG Resources	
29)	Drawn for State Administration	\$197,519.06
30)	Adjustment to amount drawn for State Administration	\$0.00
31)	Total drawn for State Administration	\$197,519.06
32)	Drawn for Technical Assistance	\$36,650.00
33)	Adjustment to amount drawn for Technical Assistance	\$0.00
34)	Total drawn for Technical Assistance	\$36,650.00
35)	Drawn for Section 108 Repayments	\$0.00
36)	Adjustment to amount drawn for Section 108 Repayments	\$0.00
37)	Total drawn for Section 108 Repayments	\$0.00
38)	Drawn for all other activities	\$3,982,049.05
39)	Adjustment to amount drawn for all other activities	\$0.00
40)	Total drawn for all other activities	\$3,982,049.05

U.S. Department of Housing and Urban Development
Office of Community Planning and Development
Integrated Disbursement and Information System
State of North Dakota
Performance and Evaluation Report
For Grant Year 2016
As of 08/05/2025
Grant Number B16DC380001

DATE: 08-05-25
TIME: 16:39
PAGE: 3

D. Compliance with Public Service (PS) Cap

41)	Disbursed in IDIS for PS	\$0.00
42)	Adjustment to compute total disbursed for PS	\$0.00
43)	Total disbursed for PS (sum of lines 41 and 42)	\$0.00
44)	Amount subject to PS cap	
45)	State Allocation (line 1)	\$3,665,003.00
46)	Program Income Received (line 5)	\$897,176.93
47)	Adjustment to compute total subject to PS cap	\$0.00
48)	Total subject to PS cap (sum of lines 45-47)	\$4,562,179.93
49)	Percent of funds disbursed to date for PS (line 43 / line 48)	0.00%

E. Compliance with Planning and Administration (P/A) Cap

50)	Disbursed in IDIS for P/A from all fund types - Combined	\$264,096.36
51)	Adjustment to compute total disbursed for P/A	\$0.00
52)	Total disbursed for P/A (sum of lines 50 and 51)	\$264,096.36
53)	Amount subject to Combined Expenditure P/A cap	
54)	State Allocation (line 1)	\$3,665,003.00
55)	Program Income Received (line 5)	\$897,176.93
56)	Adjustment to compute total subject to P/A cap	\$0.00
57)	Total subject to P/A cap (sum of lines 54-56)	\$4,562,179.93
58)	Percent of funds disbursed to date for P/A (line 52 / line 57) Combined Cap	5.79%
59)	Disbursed in IDIS for P/A from Annual Grant Only	\$55,505.43
60)	Amount subject the Annual Grant P/A cap	
61)	State Allocation	\$3,665,003.00
62)	Percent of funds disbursed to date for P/A (line 59 / line 61) Annual Grant Cap	1.51%

U.S. Department of Housing and Urban Development
Office of Community Planning and Development
Integrated Disbursement and Information System
State of North Dakota
Performance and Evaluation Report
For Grant Year 2016
As of 08/05/2025
Grant Number B16DC380001

DATE: 08-05-25
TIME: 16:39
PAGE: 4

Part II: Compliance with Overall Low and Moderate Income Benefit

63) Period specified for benefit: grant years 2016 – 2018

64) Final PER for compliance with the overall benefit test: [No]

	Grant Year	2016	2017	2018	Total
65) Benefit LMI persons and households (1)		3,068,345.23	3,410,603.21	3,153,450.94	9,632,399.38
66) Benefit LMI, 108 activities		0.00	0.00	0.00	0.00
67) Benefit LMI, other adjustments		0.00	0.00	0.00	0.00
68) Total, Benefit LMI (sum of lines 65-67)		3,068,345.23	3,410,603.21	3,153,450.94	9,632,399.38
69) Prevent/Eliminate Slum/Blight		0.00	0.00	7,688.88	7,688.88
70) Prevent Slum/Blight, 108 activities		0.00	0.00	0.00	0.00
71) Total, Prevent Slum/Blight (sum of lines 69 and 70)		0.00	0.00	7,688.88	7,688.88
72) Meet Urgent Community Development Needs		847,126.52	547,285.37	532,869.89	1,927,281.78
73) Meet Urgent Needs, 108 activities		0.00	0.00	0.00	0.00
74) Total, Meet Urgent Needs (sum of lines 72 and 73)		847,126.52	547,285.37	532,869.89	1,927,281.78
75) Acquisition, New Construction, Rehab/Special Areas noncountable		11,486.50	0.00	16,454.05	27,940.55
76) Total disbursements subject to overall LMI benefit (sum of lines 68, 71, 74, and 75)		3,926,958.25	3,957,888.58	3,710,463.76	11,595,310.59
77) Low and moderate income benefit (line 68 / line 76)		0.78	0.86	0.85	0.83
78) Other Disbursements		1.00	1.00	1.00	3.00
79) State Administration		197,519.06	173,489.73	179,239.00	550,247.79
80) Technical Assistance		36,650.00	36,745.00	39,619.00	113,014.00
81) Local Administration		66,577.30	23,350.81	59,837.66	149,765.77
82) Section 108 repayments		0.00	0.00	0.00	0.00

U.S. Department of Housing and Urban Development
Office of Community Planning and Development
Integrated Disbursement and Information System
State of North Dakota
Performance and Evaluation Report
For Grant Year 2015
As of 07/30/2025
Grant Number B15DC380001

DATE: 07-30-25
TIME: 12:59
PAGE: 1

Part I: Financial Status

A. Sources of State CDBG Funds

1)	State Allocation	\$3,609,246.00
2)	Program Income	
3)	Program income receipted in IDIS	\$1,203,682.13
3 a)	Program income receipted from Section 108 Projects (for SI type)	\$0.00
4)	Adjustment to compute total program income	\$0.00
5)	Total program income (sum of lines 3 and 4)	\$1,203,682.13
6)	Section 108 Loan Funds	\$0.00
7)	Total State CDBG Resources (sum of lines 1,5 and 6)	\$4,812,928.13

B. State CDBG Resources by Use

8)	State Allocation	
9)	Obligated to recipients	\$3,400,970.02
10)	Adjustment to compute total obligated to recipients	\$0.00
11)	Total obligated to recipients (sum of lines 9 and 10)	\$3,400,970.02
12)	Set aside for State Administration	\$172,183.98
13)	Adjustment to compute total set aside for State Administration	\$0.00
14)	Total set aside for State Administration (sum of lines 12 and 13)	\$172,183.98
15)	Set aside for Technical Assistance	\$36,092.00
16)	Adjustment to compute total set aside for Technical Assistance	\$0.00
17)	Total set aside for Technical Assistance (sum of lines 15 and 16)	\$36,092.00
18)	State funds set aside for State Administration match	\$0.00

U.S. Department of Housing and Urban Development
Office of Community Planning and Development
Integrated Disbursement and Information System
State of North Dakota
Performance and Evaluation Report
For Grant Year 2015
As of 07/30/2025
Grant Number B15DC380001

DATE: 07-30-25
TIME: 12:59
PAGE: 2

19)	Program Income	
20)	Returned to the state and redistributed	
20 a)	Section 108 program income expended for the Section 108 repayment	
21)	Adjustment to compute total redistributed	\$0.00
22)	Total redistributed (sum of lines 20 and 21)	\$0.00
23)	Returned to the state and not yet redistributed	\$1,203,682.13
23 a)	Section 108 program income not yet disbursed	\$0.00
24)	Adjustment to compute total not yet redistributed	\$0.00
25)	Total not yet redistributed (sum of lines 23 and 24)	\$1,203,682.13
26)	Retained by recipients	\$0.00
27)	Adjustment to compute total retained	\$0.00
28)	Total retained (sum of lines 26 and 27)	\$0.00
C.	Expenditures of State CDBG Resources	
29)	Drawn for State Administration	\$189,166.23
30)	Adjustment to amount drawn for State Administration	\$0.00
31)	Total drawn for State Administration	\$189,166.23
32)	Drawn for Technical Assistance	\$36,092.00
33)	Adjustment to amount drawn for Technical Assistance	\$0.00
34)	Total drawn for Technical Assistance	\$36,092.00
35)	Drawn for Section 108 Repayments	\$0.00
36)	Adjustment to amount drawn for Section 108 Repayments	\$0.00
37)	Total drawn for Section 108 Repayments	\$0.00
38)	Drawn for all other activities	\$3,436,621.97
39)	Adjustment to amount drawn for all other activities	\$0.00
40)	Total drawn for all other activities	\$3,436,621.97

U.S. Department of Housing and Urban Development
Office of Community Planning and Development
Integrated Disbursement and Information System
State of North Dakota
Performance and Evaluation Report
For Grant Year 2015
As of 07/30/2025
Grant Number B15DC380001

DATE: 07-30-25
TIME: 12:59
PAGE: 3

D. Compliance with Public Service (PS) Cap

41)	Disbursed in IDIS for PS	\$0.00
42)	Adjustment to compute total disbursed for PS	\$0.00
43)	Total disbursed for PS (sum of lines 41 and 42)	\$0.00
44)	Amount subject to PS cap	
45)	State Allocation (line 1)	\$3,609,246.00
46)	Program Income Received (line 5)	\$1,203,682.13
47)	Adjustment to compute total subject to PS cap	\$0.00
48)	Total subject to PS cap (sum of lines 45-47)	\$4,812,928.13
49)	Percent of funds disbursed to date for PS (line 43 / line 48)	0.00%

E. Compliance with Planning and Administration (P/A) Cap

50)	Disbursed in IDIS for P/A from all fund types - Combined	\$239,438.53
51)	Adjustment to compute total disbursed for P/A	\$0.00
52)	Total disbursed for P/A (sum of lines 50 and 51)	\$239,438.53
53)	Amount subject to Combined Expenditure P/A cap	
54)	State Allocation (line 1)	\$3,609,246.00
55)	Program Income Received (line 5)	\$1,203,682.13
56)	Adjustment to compute total subject to P/A cap	\$0.00
57)	Total subject to P/A cap (sum of lines 54-56)	\$4,812,928.13
58)	Percent of funds disbursed to date for P/A (line 52 / line 57) Combined Cap	4.97%
59)	Disbursed in IDIS for P/A from Annual Grant Only	\$43,786.72
60)	Amount subject the Annual Grant P/A cap	
61)	State Allocation	\$3,609,246.00
62)	Percent of funds disbursed to date for P/A (line 59 / line 61) Annual Grant Cap	1.21%

U.S. Department of Housing and Urban Development
Office of Community Planning and Development
Integrated Disbursement and Information System
State of North Dakota
Performance and Evaluation Report
For Grant Year 2015
As of 07/30/2025
Grant Number B15DC380001

DATE: 07-30-25
TIME: 12:59
PAGE: 4

Part II: Compliance with Overall Low and Moderate Income Benefit

63) Period specified for benefit: grant years 2013 – 2015

64) Final PER for compliance with the overall benefit test: [Yes]

	Grant Year	2013	2014	2015	Total
65) Benefit LMI persons and households (1)		3,258,118.31	4,807,520.96	3,378,630.17	11,444,269.44
66) Benefit LMI, 108 activities		0.00	0.00	0.00	0.00
67) Benefit LMI, other adjustments		0.00	0.00	0.00	0.00
68) Total, Benefit LMI (sum of lines 65-67)		3,258,118.31	4,807,520.96	3,378,630.17	11,444,269.44
69) Prevent/Eliminate Slum/Blight		0.00	0.00	0.00	0.00
70) Prevent Slum/Blight, 108 activities		0.00	0.00	0.00	0.00
71) Total, Prevent Slum/Blight (sum of lines 69 and 70)		0.00	0.00	0.00	0.00
72) Meet Urgent Community Development Needs		789,890.78	270,644.42	7,719.50	1,068,254.70
73) Meet Urgent Needs, 108 activities		0.00	0.00	0.00	0.00
74) Total, Meet Urgent Needs (sum of lines 72 and 73)		789,890.78	270,644.42	7,719.50	1,068,254.70
75) Acquisition, New Construction, Rehab/Special Areas noncountable		7,320.84	8,420.05	173.76	15,914.65
76) Total disbursements subject to overall LMI benefit (sum of lines 68, 71, 74, and 75)		4,055,329.93	5,086,585.43	3,386,523.43	12,528,438.79
77) Low and moderate income benefit (line 68 / line 76)		0.80	0.95	1.00	0.91
78) Other Disbursements		1.00	1.00	1.00	3.00
79) State Administration		205,070.44	190,897.73	189,166.23	585,134.40
80) Technical Assistance		37,516.00	36,585.00	36,092.00	110,193.00
81) Local Administration		124,895.98	111,254.92	50,272.30	286,423.20
82) Section 108 repayments		0.00	0.00	0.00	0.00

U.S. Department of Housing and Urban Development
Office of Community Planning and Development
Integrated Disbursement and Information System
State of North Dakota
Performance and Evaluation Report
For Grant Year 2014
As of 07/30/2025
Grant Number B14DC380001

DATE: 07-30-25
TIME: 12:58
PAGE: 1

Part I: Financial Status

A. Sources of State CDBG Funds

1)	State Allocation	\$3,658,596.00
2)	Program Income	
3)	Program income receipted in IDIS	\$1,435,148.78
3 a)	Program income receipted from Section 108 Projects (for SI type)	\$0.00
4)	Adjustment to compute total program income	\$0.00
5)	Total program income (sum of lines 3 and 4)	\$1,435,148.78
6)	Section 108 Loan Funds	\$0.00
7)	Total State CDBG Resources (sum of lines 1,5 and 6)	\$5,093,744.78

B. State CDBG Resources by Use

8)	State Allocation	
9)	Obligated to recipients	\$3,642,391.43
10)	Adjustment to compute total obligated to recipients	\$0.00
11)	Total obligated to recipients (sum of lines 9 and 10)	\$3,642,391.43
12)	Set aside for State Administration	\$173,171.00
13)	Adjustment to compute total set aside for State Administration	\$0.00
14)	Total set aside for State Administration (sum of lines 12 and 13)	\$173,171.00
15)	Set aside for Technical Assistance	\$36,585.00
16)	Adjustment to compute total set aside for Technical Assistance	\$0.00
17)	Total set aside for Technical Assistance (sum of lines 15 and 16)	\$36,585.00
18)	State funds set aside for State Administration match	\$0.00

U.S. Department of Housing and Urban Development
Office of Community Planning and Development
Integrated Disbursement and Information System
State of North Dakota
Performance and Evaluation Report
For Grant Year 2014
As of 07/30/2025
Grant Number B14DC380001

DATE: 07-30-25
TIME: 12:58
PAGE: 2

19)	Program Income	
20)	Returned to the state and redistributed	\$3,526,710.15
20 a)	Section 108 program income expended for the Section 108 repayment	
21)	Adjustment to compute total redistributed	\$0.00
22)	Total redistributed (sum of lines 20 and 21)	\$3,526,710.15
23)	Returned to the state and not yet redistributed	-\$2,091,561.37
23 a)	Section 108 program income not yet disbursed	\$0.00
24)	Adjustment to compute total not yet redistributed	\$0.00
25)	Total not yet redistributed (sum of lines 23 and 24)	-\$2,091,561.37
26)	Retained by recipients	\$0.00
27)	Adjustment to compute total retained	\$0.00
28)	Total retained (sum of lines 26 and 27)	\$0.00
C.	Expenditures of State CDBG Resources	
29)	Drawn for State Administration	\$190,897.73
30)	Adjustment to amount drawn for State Administration	\$0.00
31)	Total drawn for State Administration	\$190,897.73
32)	Drawn for Technical Assistance	\$36,585.00
33)	Adjustment to amount drawn for Technical Assistance	\$0.00
34)	Total drawn for Technical Assistance	\$36,585.00
35)	Drawn for Section 108 Repayments	\$0.00
36)	Adjustment to amount drawn for Section 108 Repayments	\$0.00
37)	Total drawn for Section 108 Repayments	\$0.00
38)	Drawn for all other activities	\$5,189,420.30
39)	Adjustment to amount drawn for all other activities	\$0.00
40)	Total drawn for all other activities	\$5,189,420.30

U.S. Department of Housing and Urban Development
Office of Community Planning and Development
Integrated Disbursement and Information System
State of North Dakota
Performance and Evaluation Report
For Grant Year 2014
As of 07/30/2025
Grant Number B14DC380001

DATE: 07-30-25
TIME: 12:58
PAGE: 3

D. Compliance with Public Service (PS) Cap

41)	Disbursed in IDIS for PS	\$0.00
42)	Adjustment to compute total disbursed for PS	\$0.00
43)	Total disbursed for PS (sum of lines 41 and 42)	\$0.00
44)	Amount subject to PS cap	
45)	State Allocation (line 1)	\$3,658,596.00
46)	Program Income Received (line 5)	\$1,435,148.78
47)	Adjustment to compute total subject to PS cap	\$0.00
48)	Total subject to PS cap (sum of lines 45-47)	\$5,093,744.78
49)	Percent of funds disbursed to date for PS (line 43 / line 48)	0.00%

E. Compliance with Planning and Administration (P/A) Cap

50)	Disbursed in IDIS for P/A from all fund types - Combined	\$302,152.65
51)	Adjustment to compute total disbursed for P/A	\$0.00
52)	Total disbursed for P/A (sum of lines 50 and 51)	\$302,152.65
53)	Amount subject to Combined Expenditure P/A cap	
54)	State Allocation (line 1)	\$3,658,596.00
55)	Program Income Received (line 5)	\$1,435,148.78
56)	Adjustment to compute total subject to P/A cap	\$0.00
57)	Total subject to P/A cap (sum of lines 54-56)	\$5,093,744.78
58)	Percent of funds disbursed to date for P/A (line 52 / line 57) Combined Cap	5.93%
59)	Disbursed in IDIS for P/A from Annual Grant Only	\$251,792.29
60)	Amount subject the Annual Grant P/A cap	
61)	State Allocation	\$3,658,596.00
62)	Percent of funds disbursed to date for P/A (line 59 / line 61) Annual Grant Cap	6.88%

U.S. Department of Housing and Urban Development
Office of Community Planning and Development
Integrated Disbursement and Information System
State of North Dakota
Performance and Evaluation Report
For Grant Year 2014
As of 07/30/2025
Grant Number B14DC380001

DATE: 07-30-25
TIME: 12:58
PAGE: 4

Part II: Compliance with Overall Low and Moderate Income Benefit

63) Period specified for benefit: grant years 2013 – 2015

64) Final PER for compliance with the overall benefit test: [Yes]

	Grant Year	2013	2014	2015	Total
65) Benefit LMI persons and households (1)		3,258,118.31	4,807,520.96	3,378,630.17	11,444,269.44
66) Benefit LMI, 108 activities		0.00	0.00	0.00	0.00
67) Benefit LMI, other adjustments		0.00	0.00	0.00	0.00
68) Total, Benefit LMI (sum of lines 65-67)		3,258,118.31	4,807,520.96	3,378,630.17	11,444,269.44
69) Prevent/Eliminate Slum/Blight		0.00	0.00	0.00	0.00
70) Prevent Slum/Blight, 108 activities		0.00	0.00	0.00	0.00
71) Total, Prevent Slum/Blight (sum of lines 69 and 70)		0.00	0.00	0.00	0.00
72) Meet Urgent Community Development Needs		789,890.78	270,644.42	7,719.50	1,068,254.70
73) Meet Urgent Needs, 108 activities		0.00	0.00	0.00	0.00
74) Total, Meet Urgent Needs (sum of lines 72 and 73)		789,890.78	270,644.42	7,719.50	1,068,254.70
75) Acquisition, New Construction, Rehab/Special Areas noncountable		7,320.84	8,420.05	173.76	15,914.65
76) Total disbursements subject to overall LMI benefit (sum of lines 68, 71, 74, and 75)		4,055,329.93	5,086,585.43	3,386,523.43	12,528,438.79
77) Low and moderate income benefit (line 68 / line 76)		0.80	0.95	1.00	0.91
78) Other Disbursements		1.00	1.00	1.00	3.00
79) State Administration		205,070.44	190,897.73	189,166.23	585,134.40
80) Technical Assistance		37,516.00	36,585.00	36,092.00	110,193.00
81) Local Administration		124,895.98	111,254.92	50,272.30	286,423.20
82) Section 108 repayments		0.00	0.00	0.00	0.00

U.S. Department of Housing and Urban Development
Office of Community Planning and Development
Integrated Disbursement and Information System
State of North Dakota
Performance and Evaluation Report
For Grant Year 2013
As of 07/30/2025
Grant Number B13DC380001

DATE: 07-30-25
TIME: 12:57
PAGE: 1

Part I: Financial Status

A. Sources of State CDBG Funds

1)	State Allocation	\$3,751,646.00
2)	Program Income	
3)	Program income receipted in IDIS	\$1,149,142.05
3 a)	Program income receipted from Section 108 Projects (for SI type)	\$0.00
4)	Adjustment to compute total program income	\$0.00
5)	Total program income (sum of lines 3 and 4)	\$1,149,142.05
6)	Section 108 Loan Funds	\$0.00
7)	Total State CDBG Resources (sum of lines 1,5 and 6)	\$4,900,788.05

B. State CDBG Resources by Use

8)	State Allocation	
9)	Obligated to recipients	\$3,763,486.00
10)	Adjustment to compute total obligated to recipients	\$0.00
11)	Total obligated to recipients (sum of lines 9 and 10)	\$3,763,486.00
12)	Set aside for State Administration	\$175,032.00
13)	Adjustment to compute total set aside for State Administration	\$0.00
14)	Total set aside for State Administration (sum of lines 12 and 13)	\$175,032.00
15)	Set aside for Technical Assistance	\$37,516.00
16)	Adjustment to compute total set aside for Technical Assistance	\$0.00
17)	Total set aside for Technical Assistance (sum of lines 15 and 16)	\$37,516.00
18)	State funds set aside for State Administration match	\$0.00

U.S. Department of Housing and Urban Development
Office of Community Planning and Development
Integrated Disbursement and Information System
State of North Dakota
Performance and Evaluation Report
For Grant Year 2013
As of 07/30/2025
Grant Number B13DC380001

DATE: 07-30-25
TIME: 12:57
PAGE: 2

19)	Program Income	
20)	Returned to the state and redistributed	
20 a)	Section 108 program income expended for the Section 108 repayment	
21)	Adjustment to compute total redistributed	\$0.00
22)	Total redistributed (sum of lines 20 and 21)	\$0.00
23)	Returned to the state and not yet redistributed	\$1,149,142.05
23 a)	Section 108 program income not yet disbursed	\$0.00
24)	Adjustment to compute total not yet redistributed	\$0.00
25)	Total not yet redistributed (sum of lines 23 and 24)	\$1,149,142.05
26)	Retained by recipients	\$0.00
27)	Adjustment to compute total retained	\$0.00
28)	Total retained (sum of lines 26 and 27)	\$0.00
C.	Expenditures of State CDBG Resources	
29)	Drawn for State Administration	\$205,070.44
30)	Adjustment to amount drawn for State Administration	\$0.00
31)	Total drawn for State Administration	\$205,070.44
32)	Drawn for Technical Assistance	\$37,516.00
33)	Adjustment to amount drawn for Technical Assistance	\$0.00
34)	Total drawn for Technical Assistance	\$37,516.00
35)	Drawn for Section 108 Repayments	\$0.00
36)	Adjustment to amount drawn for Section 108 Repayments	\$0.00
37)	Total drawn for Section 108 Repayments	\$0.00
38)	Drawn for all other activities	\$4,172,905.07
39)	Adjustment to amount drawn for all other activities	\$0.00
40)	Total drawn for all other activities	\$4,172,905.07

U.S. Department of Housing and Urban Development
Office of Community Planning and Development
Integrated Disbursement and Information System
State of North Dakota
Performance and Evaluation Report
For Grant Year 2013
As of 07/30/2025
Grant Number B13DC380001

DATE: 07-30-25
TIME: 12:57
PAGE: 3

D. Compliance with Public Service (PS) Cap

41)	Disbursed in IDIS for PS	\$0.00
42)	Adjustment to compute total disbursed for PS	\$0.00
43)	Total disbursed for PS (sum of lines 41 and 42)	\$0.00
44)	Amount subject to PS cap	
45)	State Allocation (line 1)	\$3,751,646.00
46)	Program Income Received (line 5)	\$1,149,142.05
47)	Adjustment to compute total subject to PS cap	\$0.00
48)	Total subject to PS cap (sum of lines 45-47)	\$4,900,788.05
49)	Percent of funds disbursed to date for PS (line 43 / line 48)	0.00%

E. Compliance with Planning and Administration (P/A) Cap

50)	Disbursed in IDIS for P/A from all fund types - Combined	\$329,966.42
51)	Adjustment to compute total disbursed for P/A	\$0.00
52)	Total disbursed for P/A (sum of lines 50 and 51)	\$329,966.42
53)	Amount subject to Combined Expenditure P/A cap	
54)	State Allocation (line 1)	\$3,751,646.00
55)	Program Income Received (line 5)	\$1,149,142.05
56)	Adjustment to compute total subject to P/A cap	\$0.00
57)	Total subject to P/A cap (sum of lines 54-56)	\$4,900,788.05
58)	Percent of funds disbursed to date for P/A (line 52 / line 57) Combined Cap	6.73%
59)	Disbursed in IDIS for P/A from Annual Grant Only	\$259,108.69
60)	Amount subject the Annual Grant P/A cap	
61)	State Allocation	\$3,751,646.00
62)	Percent of funds disbursed to date for P/A (line 59 / line 61) Annual Grant Cap	6.91%

U.S. Department of Housing and Urban Development
Office of Community Planning and Development
Integrated Disbursement and Information System
State of North Dakota
Performance and Evaluation Report
For Grant Year 2013
As of 07/30/2025
Grant Number B13DC380001

DATE: 07-30-25
TIME: 12:57
PAGE: 4

Part II: Compliance with Overall Low and Moderate Income Benefit

63) Period specified for benefit: grant years 2013 – 201564) Final PER for compliance with the overall benefit test: [Yes]

	Grant Year	2013	2014	2015	Total
65) Benefit LMI persons and households (1)		3,258,118.31	4,807,520.96	3,378,630.17	11,444,269.44
66) Benefit LMI, 108 activities		0.00	0.00	0.00	0.00
67) Benefit LMI, other adjustments		0.00	0.00	0.00	0.00
68) Total, Benefit LMI (sum of lines 65-67)		3,258,118.31	4,807,520.96	3,378,630.17	11,444,269.44
69) Prevent/Eliminate Slum/Blight		0.00	0.00	0.00	0.00
70) Prevent Slum/Blight, 108 activities		0.00	0.00	0.00	0.00
71) Total, Prevent Slum/Blight (sum of lines 69 and 70)		0.00	0.00	0.00	0.00
72) Meet Urgent Community Development Needs		789,890.78	270,644.42	7,719.50	1,068,254.70
73) Meet Urgent Needs, 108 activities		0.00	0.00	0.00	0.00
74) Total, Meet Urgent Needs (sum of lines 72 and 73)		789,890.78	270,644.42	7,719.50	1,068,254.70
75) Acquisition, New Construction, Rehab/Special Areas noncountable		7,320.84	8,420.05	173.76	15,914.65
76) Total disbursements subject to overall LMI benefit (sum of lines 68, 71, 74, and 75)		4,055,329.93	5,086,585.43	3,386,523.43	12,528,438.79
77) Low and moderate income benefit (line 68 / line 76)		0.80	0.95	1.00	0.91
78) Other Disbursements		1.00	1.00	1.00	3.00
79) State Administration		205,070.44	190,897.73	189,166.23	585,134.40
80) Technical Assistance		37,516.00	36,585.00	36,092.00	110,193.00
81) Local Administration		124,895.98	111,254.92	50,272.30	286,423.20
82) Section 108 repayments		0.00	0.00	0.00	0.00

U.S. Department of Housing and Urban Development
Office of Community Planning and Development
Integrated Disbursement and Information System
State of North Dakota
Performance and Evaluation Report
For Grant Year 2012
As of 07/30/2025
Grant Number B12DC380001

DATE: 07-30-25
TIME: 12:56
PAGE: 1

Part I: Financial Status

A. Sources of State CDBG Funds

1)	State Allocation	\$3,617,517.00
2)	Program Income	
3)	Program income receipted in IDIS	\$1,628,774.27
3 a)	Program income receipted from Section 108 Projects (for SI type)	\$0.00
4)	Adjustment to compute total program income	\$0.00
5)	Total program income (sum of lines 3 and 4)	\$1,628,774.27
6)	Section 108 Loan Funds	\$0.00
7)	Total State CDBG Resources (sum of lines 1,5 and 6)	\$5,246,291.27

B. State CDBG Resources by Use

8)	State Allocation	
9)	Obligated to recipients	\$3,262,676.12
10)	Adjustment to compute total obligated to recipients	\$0.00
11)	Total obligated to recipients (sum of lines 9 and 10)	\$3,262,676.12
12)	Set aside for State Administration	\$172,350.00
13)	Adjustment to compute total set aside for State Administration	\$0.00
14)	Total set aside for State Administration (sum of lines 12 and 13)	\$172,350.00
15)	Set aside for Technical Assistance	\$36,177.00
16)	Adjustment to compute total set aside for Technical Assistance	\$0.00
17)	Total set aside for Technical Assistance (sum of lines 15 and 16)	\$36,177.00
18)	State funds set aside for State Administration match	\$0.00

U.S. Department of Housing and Urban Development
Office of Community Planning and Development
Integrated Disbursement and Information System
State of North Dakota
Performance and Evaluation Report
For Grant Year 2012
As of 07/30/2025
Grant Number B12DC380001

DATE: 07-30-25
TIME: 12:56
PAGE: 2

19)	Program Income	
20)	Returned to the state and redistributed	\$1,818,026.06
20 a)	Section 108 program income expended for the Section 108 repayment	
21)	Adjustment to compute total redistributed	\$0.00
22)	Total redistributed (sum of lines 20 and 21)	\$1,818,026.06
23)	Returned to the state and not yet redistributed	-\$189,251.79
23 a)	Section 108 program income not yet disbursed	\$0.00
24)	Adjustment to compute total not yet redistributed	\$0.00
25)	Total not yet redistributed (sum of lines 23 and 24)	-\$189,251.79
26)	Retained by recipients	\$0.00
27)	Adjustment to compute total retained	\$0.00
28)	Total retained (sum of lines 26 and 27)	\$0.00
C.	Expenditures of State CDBG Resources	
29)	Drawn for State Administration	\$197,698.46
30)	Adjustment to amount drawn for State Administration	\$0.00
31)	Total drawn for State Administration	\$197,698.46
32)	Drawn for Technical Assistance	\$36,177.00
33)	Adjustment to amount drawn for Technical Assistance	\$0.00
34)	Total drawn for Technical Assistance	\$36,177.00
35)	Drawn for Section 108 Repayments	\$0.00
36)	Adjustment to amount drawn for Section 108 Repayments	\$0.00
37)	Total drawn for Section 108 Repayments	\$0.00
38)	Drawn for all other activities	\$3,753,344.47
39)	Adjustment to amount drawn for all other activities	\$0.00
40)	Total drawn for all other activities	\$3,753,344.47

U.S. Department of Housing and Urban Development
Office of Community Planning and Development
Integrated Disbursement and Information System
State of North Dakota
Performance and Evaluation Report
For Grant Year 2012
As of 07/30/2025
Grant Number B12DC380001

DATE: 07-30-25
TIME: 12:56
PAGE: 3

D. Compliance with Public Service (PS) Cap

41)	Disbursed in IDIS for PS	\$43,033.12
42)	Adjustment to compute total disbursed for PS	\$0.00
43)	Total disbursed for PS (sum of lines 41 and 42)	\$43,033.12
44)	Amount subject to PS cap	
45)	State Allocation (line 1)	\$3,617,517.00
46)	Program Income Received (line 5)	\$1,628,774.27
47)	Adjustment to compute total subject to PS cap	\$0.00
48)	Total subject to PS cap (sum of lines 45-47)	\$5,246,291.27
49)	Percent of funds disbursed to date for PS (line 43 / line 48)	0.82%

E. Compliance with Planning and Administration (P/A) Cap

50)	Disbursed in IDIS for P/A from all fund types - Combined	\$341,988.82
51)	Adjustment to compute total disbursed for P/A	\$0.00
52)	Total disbursed for P/A (sum of lines 50 and 51)	\$341,988.82
53)	Amount subject to Combined Expenditure P/A cap	
54)	State Allocation (line 1)	\$3,617,517.00
55)	Program Income Received (line 5)	\$1,628,774.27
56)	Adjustment to compute total subject to P/A cap	\$0.00
57)	Total subject to P/A cap (sum of lines 54-56)	\$5,246,291.27
58)	Percent of funds disbursed to date for P/A (line 52 / line 57) Combined Cap	6.52%
59)	Disbursed in IDIS for P/A from Annual Grant Only	\$251,281.92
60)	Amount subject the Annual Grant P/A cap	
61)	State Allocation	\$3,617,517.00
62)	Percent of funds disbursed to date for P/A (line 59 / line 61) Annual Grant Cap	6.95%

U.S. Department of Housing and Urban Development
Office of Community Planning and Development
Integrated Disbursement and Information System
State of North Dakota
Performance and Evaluation Report
For Grant Year 2012
As of 07/30/2025
Grant Number B12DC380001

DATE: 07-30-25
TIME: 12:56
PAGE: 4

Part II: Compliance with Overall Low and Moderate Income Benefit

63) Period specified for benefit: grant years 2010 – 201264) Final PER for compliance with the overall benefit test: [Yes]

	Grant Year	2010	2011	2012	Total
65) Benefit LMI persons and households (1)		4,649,136.02	5,196,644.48	3,187,965.14	13,033,745.64
66) Benefit LMI, 108 activities		0.00	0.00	0.00	0.00
67) Benefit LMI, other adjustments		0.00	0.00	0.00	0.00
68) Total, Benefit LMI (sum of lines 65-67)		4,649,136.02	5,196,644.48	3,187,965.14	13,033,745.64
69) Prevent/Eliminate Slum/Blight		0.00	0.00	0.00	0.00
70) Prevent Slum/Blight, 108 activities		0.00	0.00	0.00	0.00
71) Total, Prevent Slum/Blight (sum of lines 69 and 70)		0.00	0.00	0.00	0.00
72) Meet Urgent Community Development Needs		1,250,257.00	652,265.06	421,088.97	2,323,611.03
73) Meet Urgent Needs, 108 activities		0.00	0.00	0.00	0.00
74) Total, Meet Urgent Needs (sum of lines 72 and 73)		1,250,257.00	652,265.06	421,088.97	2,323,611.03
75) Acquisition, New Construction, Rehab/Special Areas noncountable		0.00	13,776.42	0.00	13,776.42
76) Total disbursements subject to overall LMI benefit (sum of lines 68, 71, 74, and 75)		5,899,393.02	5,862,685.96	3,609,054.11	15,371,133.09
77) Low and moderate income benefit (line 68 / line 76)		0.79	0.89	0.88	0.85
78) Other Disbursements		1.00	1.00	1.00	3.00
79) State Administration		205,669.00	189,383.29	197,698.46	592,750.75
80) Technical Assistance		52,834.00	44,290.00	36,177.00	133,301.00
81) Local Administration		261,498.39	341,425.98	144,290.36	747,214.73
82) Section 108 repayments		0.00	0.00	0.00	0.00

U.S. Department of Housing and Urban Development
Office of Community Planning and Development
Integrated Disbursement and Information System
State of North Dakota
Performance and Evaluation Report
For Grant Year 2011
As of 07/30/2025
Grant Number B11DC380001

DATE: 07-30-25
TIME: 12:55
PAGE: 1

Part I: Financial Status

A. Sources of State CDBG Funds

1)	State Allocation	\$4,429,068.00
2)	Program Income	
3)	Program income receipted in IDIS	\$1,560,459.10
3 a)	Program income receipted from Section 108 Projects (for SI type)	\$0.00
4)	Adjustment to compute total program income	\$0.00
5)	Total program income (sum of lines 3 and 4)	\$1,560,459.10
6)	Section 108 Loan Funds	\$0.00
7)	Total State CDBG Resources (sum of lines 1,5 and 6)	\$5,989,527.10

B. State CDBG Resources by Use

8)	State Allocation	
9)	Obligated to recipients	\$4,800,113.43
10)	Adjustment to compute total obligated to recipients	\$0.00
11)	Total obligated to recipients (sum of lines 9 and 10)	\$4,800,113.43
12)	Set aside for State Administration	\$189,383.29
13)	Adjustment to compute total set aside for State Administration	\$0.00
14)	Total set aside for State Administration (sum of lines 12 and 13)	\$189,383.29
15)	Set aside for Technical Assistance	\$44,290.00
16)	Adjustment to compute total set aside for Technical Assistance	\$0.00
17)	Total set aside for Technical Assistance (sum of lines 15 and 16)	\$44,290.00
18)	State funds set aside for State Administration match	\$0.00

U.S. Department of Housing and Urban Development
Office of Community Planning and Development
Integrated Disbursement and Information System
State of North Dakota
Performance and Evaluation Report
For Grant Year 2011
As of 07/30/2025
Grant Number B11DC380001

DATE: 07-30-25
TIME: 12:55
PAGE: 2

19)	Program Income	
20)	Returned to the state and redistributed	\$3,389,982.27
20 a)	Section 108 program income expended for the Section 108 repayment	
21)	Adjustment to compute total redistributed	\$0.00
22)	Total redistributed (sum of lines 20 and 21)	\$3,389,982.27
23)	Returned to the state and not yet redistributed	-\$1,829,523.17
23 a)	Section 108 program income not yet disbursed	\$0.00
24)	Adjustment to compute total not yet redistributed	\$0.00
25)	Total not yet redistributed (sum of lines 23 and 24)	-\$1,829,523.17
26)	Retained by recipients	\$0.00
27)	Adjustment to compute total retained	\$0.00
28)	Total retained (sum of lines 26 and 27)	\$0.00
C.	Expenditures of State CDBG Resources	
29)	Drawn for State Administration	\$189,383.29
30)	Adjustment to amount drawn for State Administration	\$0.00
31)	Total drawn for State Administration	\$189,383.29
32)	Drawn for Technical Assistance	\$44,290.00
33)	Adjustment to amount drawn for Technical Assistance	\$0.00
34)	Total drawn for Technical Assistance	\$44,290.00
35)	Drawn for Section 108 Repayments	\$0.00
36)	Adjustment to amount drawn for Section 108 Repayments	\$0.00
37)	Total drawn for Section 108 Repayments	\$0.00
38)	Drawn for all other activities	\$6,190,335.52
39)	Adjustment to amount drawn for all other activities	\$0.00
40)	Total drawn for all other activities	\$6,190,335.52

U.S. Department of Housing and Urban Development
Office of Community Planning and Development
Integrated Disbursement and Information System
State of North Dakota
Performance and Evaluation Report
For Grant Year 2011
As of 07/30/2025
Grant Number B11DC380001

DATE: 07-30-25
TIME: 12:55
PAGE: 3

D. Compliance with Public Service (PS) Cap

41)	Disbursed in IDIS for PS	\$0.00
42)	Adjustment to compute total disbursed for PS	\$0.00
43)	Total disbursed for PS (sum of lines 41 and 42)	\$0.00
44)	Amount subject to PS cap	
45)	State Allocation (line 1)	\$4,429,068.00
46)	Program Income Received (line 5)	\$1,560,459.10
47)	Adjustment to compute total subject to PS cap	\$0.00
48)	Total subject to PS cap (sum of lines 45-47)	\$5,989,527.10
49)	Percent of funds disbursed to date for PS (line 43 / line 48)	0.00%

E. Compliance with Planning and Administration (P/A) Cap

50)	Disbursed in IDIS for P/A from all fund types - Combined	\$530,809.27
51)	Adjustment to compute total disbursed for P/A	\$0.00
52)	Total disbursed for P/A (sum of lines 50 and 51)	\$530,809.27
53)	Amount subject to Combined Expenditure P/A cap	
54)	State Allocation (line 1)	\$4,429,068.00
55)	Program Income Received (line 5)	\$1,560,459.10
56)	Adjustment to compute total subject to P/A cap	\$0.00
57)	Total subject to P/A cap (sum of lines 54-56)	\$5,989,527.10
58)	Percent of funds disbursed to date for P/A (line 52 / line 57) Combined Cap	8.86%
59)	Disbursed in IDIS for P/A from Annual Grant Only	\$397,740.28
60)	Amount subject the Annual Grant P/A cap	
61)	State Allocation	\$4,429,068.00
62)	Percent of funds disbursed to date for P/A (line 59 / line 61) Annual Grant Cap	8.98%

U.S. Department of Housing and Urban Development
Office of Community Planning and Development
Integrated Disbursement and Information System
State of North Dakota
Performance and Evaluation Report
For Grant Year 2011
As of 07/30/2025
Grant Number B11DC380001

DATE: 07-30-25
TIME: 12:55
PAGE: 4

Part II: Compliance with Overall Low and Moderate Income Benefit

63) Period specified for benefit: grant years 2010 – 2012

64) Final PER for compliance with the overall benefit test: [Yes]

	Grant Year	2010	2011	2012	Total
65) Benefit LMI persons and households (1)		4,649,136.02	5,196,644.48	3,187,965.14	13,033,745.64
66) Benefit LMI, 108 activities		0.00	0.00	0.00	0.00
67) Benefit LMI, other adjustments		0.00	0.00	0.00	0.00
68) Total, Benefit LMI (sum of lines 65-67)		4,649,136.02	5,196,644.48	3,187,965.14	13,033,745.64
69) Prevent/Eliminate Slum/Blight		0.00	0.00	0.00	0.00
70) Prevent Slum/Blight, 108 activities		0.00	0.00	0.00	0.00
71) Total, Prevent Slum/Blight (sum of lines 69 and 70)		0.00	0.00	0.00	0.00
72) Meet Urgent Community Development Needs		1,250,257.00	652,265.06	421,088.97	2,323,611.03
73) Meet Urgent Needs, 108 activities		0.00	0.00	0.00	0.00
74) Total, Meet Urgent Needs (sum of lines 72 and 73)		1,250,257.00	652,265.06	421,088.97	2,323,611.03
75) Acquisition, New Construction, Rehab/Special Areas noncountable		0.00	13,776.42	0.00	13,776.42
76) Total disbursements subject to overall LMI benefit (sum of lines 68, 71, 74, and 75)		5,899,393.02	5,862,685.96	3,609,054.11	15,371,133.09
77) Low and moderate income benefit (line 68 / line 76)		0.79	0.89	0.88	0.85
78) Other Disbursements		1.00	1.00	1.00	3.00
79) State Administration		205,669.00	189,383.29	197,698.46	592,750.75
80) Technical Assistance		52,834.00	44,290.00	36,177.00	133,301.00
81) Local Administration		261,498.39	341,425.98	144,290.36	747,214.73
82) Section 108 repayments		0.00	0.00	0.00	0.00

U.S. Department of Housing and Urban Development
Office of Community Planning and Development
Integrated Disbursement and Information System
State of North Dakota
Performance and Evaluation Report
For Grant Year 2010
As of 07/30/2025
Grant Number B10DC380001

DATE: 07-30-25
TIME: 12:54
PAGE: 1

Part I: Financial Status

A. Sources of State CDBG Funds

1)	State Allocation	\$5,283,461.00
2)	Program Income	
3)	Program income receipted in IDIS	\$1,732,953.60
3 a)	Program income receipted from Section 108 Projects (for SI type)	\$0.00
4)	Adjustment to compute total program income	\$0.00
5)	Total program income (sum of lines 3 and 4)	\$1,732,953.60
6)	Section 108 Loan Funds	\$0.00
7)	Total State CDBG Resources (sum of lines 1,5 and 6)	\$7,016,414.60

B. State CDBG Resources by Use

8)	State Allocation	
9)	Obligated to recipients	\$5,298,502.66
10)	Adjustment to compute total obligated to recipients	\$0.00
11)	Total obligated to recipients (sum of lines 9 and 10)	\$5,298,502.66
12)	Set aside for State Administration	\$205,669.00
13)	Adjustment to compute total set aside for State Administration	\$0.00
14)	Total set aside for State Administration (sum of lines 12 and 13)	\$205,669.00
15)	Set aside for Technical Assistance	\$52,834.00
16)	Adjustment to compute total set aside for Technical Assistance	\$0.00
17)	Total set aside for Technical Assistance (sum of lines 15 and 16)	\$52,834.00
18)	State funds set aside for State Administration match	\$0.00

U.S. Department of Housing and Urban Development
Office of Community Planning and Development
Integrated Disbursement and Information System
State of North Dakota
Performance and Evaluation Report
For Grant Year 2010
As of 07/30/2025
Grant Number B10DC380001

DATE: 07-30-25
TIME: 12:54
PAGE: 2

19)	Program Income	
20)	Returned to the state and redistributed	
20 a)	Section 108 program income expended for the Section 108 repayment	
21)	Adjustment to compute total redistributed	\$0.00
22)	Total redistributed (sum of lines 20 and 21)	\$0.00
23)	Returned to the state and not yet redistributed	\$1,732,953.60
23 a)	Section 108 program income not yet disbursed	\$0.00
24)	Adjustment to compute total not yet redistributed	\$0.00
25)	Total not yet redistributed (sum of lines 23 and 24)	\$1,732,953.60
26)	Retained by recipients	\$0.00
27)	Adjustment to compute total retained	\$0.00
28)	Total retained (sum of lines 26 and 27)	\$0.00
C.	Expenditures of State CDBG Resources	
29)	Drawn for State Administration	\$205,669.00
30)	Adjustment to amount drawn for State Administration	\$0.00
31)	Total drawn for State Administration	\$205,669.00
32)	Drawn for Technical Assistance	\$52,834.00
33)	Adjustment to amount drawn for Technical Assistance	\$0.00
34)	Total drawn for Technical Assistance	\$52,834.00
35)	Drawn for Section 108 Repayments	\$0.00
36)	Adjustment to amount drawn for Section 108 Repayments	\$0.00
37)	Total drawn for Section 108 Repayments	\$0.00
38)	Drawn for all other activities	\$6,160,891.41
39)	Adjustment to amount drawn for all other activities	\$0.00
40)	Total drawn for all other activities	\$6,160,891.41

U.S. Department of Housing and Urban Development
Office of Community Planning and Development
Integrated Disbursement and Information System
State of North Dakota
Performance and Evaluation Report
For Grant Year 2010
As of 07/30/2025
Grant Number B10DC380001

DATE: 07-30-25
TIME: 12:54
PAGE: 3

D. Compliance with Public Service (PS) Cap

41)	Disbursed in IDIS for PS	\$0.00
42)	Adjustment to compute total disbursed for PS	\$0.00
43)	Total disbursed for PS (sum of lines 41 and 42)	\$0.00
44)	Amount subject to PS cap	
45)	State Allocation (line 1)	\$5,283,461.00
46)	Program Income Received (line 5)	\$1,732,953.60
47)	Adjustment to compute total subject to PS cap	\$0.00
48)	Total subject to PS cap (sum of lines 45-47)	\$7,016,414.60
49)	Percent of funds disbursed to date for PS (line 43 / line 48)	0.00%

E. Compliance with Planning and Administration (P/A) Cap

50)	Disbursed in IDIS for P/A from all fund types - Combined	\$481,597.27
51)	Adjustment to compute total disbursed for P/A	\$0.00
52)	Total disbursed for P/A (sum of lines 50 and 51)	\$481,597.27
53)	Amount subject to Combined Expenditure P/A cap	
54)	State Allocation (line 1)	\$5,283,461.00
55)	Program Income Received (line 5)	\$1,732,953.60
56)	Adjustment to compute total subject to P/A cap	\$0.00
57)	Total subject to P/A cap (sum of lines 54-56)	\$7,016,414.60
58)	Percent of funds disbursed to date for P/A (line 52 / line 57) Combined Cap	6.86%
59)	Disbursed in IDIS for P/A from Annual Grant Only	\$385,121.08
60)	Amount subject the Annual Grant P/A cap	
61)	State Allocation	\$5,283,461.00
62)	Percent of funds disbursed to date for P/A (line 59 / line 61) Annual Grant Cap	7.29%

U.S. Department of Housing and Urban Development
Office of Community Planning and Development
Integrated Disbursement and Information System
State of North Dakota
Performance and Evaluation Report
For Grant Year 2010
As of 07/30/2025
Grant Number B10DC380001

DATE: 07-30-25
TIME: 12:54
PAGE: 4

Part II: Compliance with Overall Low and Moderate Income Benefit

63) Period specified for benefit: grant years 2010 – 201264) Final PER for compliance with the overall benefit test: [Yes]

	Grant Year	2010	2011	2012	Total
65) Benefit LMI persons and households (1)		4,649,136.02	5,196,644.48	3,187,965.14	13,033,745.64
66) Benefit LMI, 108 activities		0.00	0.00	0.00	0.00
67) Benefit LMI, other adjustments		0.00	0.00	0.00	0.00
68) Total, Benefit LMI (sum of lines 65-67)		4,649,136.02	5,196,644.48	3,187,965.14	13,033,745.64
69) Prevent/Eliminate Slum/Blight		0.00	0.00	0.00	0.00
70) Prevent Slum/Blight, 108 activities		0.00	0.00	0.00	0.00
71) Total, Prevent Slum/Blight (sum of lines 69 and 70)		0.00	0.00	0.00	0.00
72) Meet Urgent Community Development Needs		1,250,257.00	652,265.06	421,088.97	2,323,611.03
73) Meet Urgent Needs, 108 activities		0.00	0.00	0.00	0.00
74) Total, Meet Urgent Needs (sum of lines 72 and 73)		1,250,257.00	652,265.06	421,088.97	2,323,611.03
75) Acquisition, New Construction, Rehab/Special Areas noncountable		0.00	13,776.42	0.00	13,776.42
76) Total disbursements subject to overall LMI benefit (sum of lines 68, 71, 74, and 75)		5,899,393.02	5,862,685.96	3,609,054.11	15,371,133.09
77) Low and moderate income benefit (line 68 / line 76)		0.79	0.89	0.88	0.85
78) Other Disbursements		1.00	1.00	1.00	3.00
79) State Administration		205,669.00	189,383.29	197,698.46	592,750.75
80) Technical Assistance		52,834.00	44,290.00	36,177.00	133,301.00
81) Local Administration		261,498.39	341,425.98	144,290.36	747,214.73
82) Section 108 repayments		0.00	0.00	0.00	0.00

U.S. Department of Housing and Urban Development
Office of Community Planning and Development
Integrated Disbursement and Information System
State of NORTH DAKOTA
Grant Financial Summary
As of 08/06/2025

U.S. Department of Housing and Urban Development
Office of Community Planning and Development
Integrated Disbursement and Information System
Grant Number B24DC380001

DATE: 08-06-25
TIME: 7:25
PAGE: 2

A. Sources of State CDBG Funds

1) State Allocation	\$3,515,583.00
2) Grant funds returned to line of credit	
3) Grant funds returned to local account	

B. State CDBG Resources by Use

4) Obligated to recipients	\$2,868,225.00
5) Set aside for State Administration	\$170,311.66
6) Set aside for Technical Assistance	\$35,155.83

C. Expenditures of State CDBG Resources

7) Drawn for State Administration	\$0.00
8) Drawn for Technical Assistance	\$0.00
9) Drawn for Section 108 Repayments	
10) Drawn for all other activities	\$0.00
11) <i>Disbursed for Coronavirus-related Activities</i>	
12) <i>Disbursed for Activities Not related to Coronavirus</i>	\$0.00

D. Compliance with Public Service (PS) Cap

13) Disbursed in IDIS for ALL PS	
14) <i>Disbursed for Coronavirus-related Public Services</i>	
15) <i>Disbursed for Public Services Not related to Coronavirus</i>	
16) Percent of funds disbursed to date for PS (line 13 / line 1)	0.00%
17) <i>Percent Disbursed for Coronavirus-related Public Services (line 14 / line 1)</i>	0.00%
18) <i>Percent Disbursed for Public Services Not related to Coronavirus (line 15 / line 1)</i>	0.00%

E. Compliance with Planning and Administration (P/A) Cap

19) Disbursed in IDIS for P/A from Grant	\$0.00
20) Percent of funds disbursed to date for P/A (line 19 / line 1)	0.00%

F. Overall Low and Moderate Income Benefit

21) Drawn to Benefit LMI persons and households (minus noncountable amounts, line 22)	\$0.00
22) Noncountable amounts drawn: Non-LMI Portion of LMH activities	
23) Drawn to Prevent/Eliminate Slum/Blight	
24) Drawn to Address Urgent Needs	

U.S. Department of Housing and Urban Development
Office of Community Planning and Development
Integrated Disbursement and Information System

DATE: 08-06-25

TIME: 7:25

PAGE: 3

25) Total disbursements subject to overall LMI benefit (sum of lines 21, 22, 23 and 24)	\$0.00
26) Percent Low and moderate income benefit, to date (line 21 / line 25)	

U.S. Department of Housing and Urban Development
Office of Community Planning and Development
Integrated Disbursement and Information System
Grant Number B23DC380001

DATE: 08-06-25
TIME: 7:25
PAGE: 4

A. Sources of State CDBG Funds

1) State Allocation	\$3,849,554.00
2) Grant funds returned to line of credit	
3) Grant funds returned to local account	

B. State CDBG Resources by Use

4) Obligated to recipients	\$3,263,414.29
5) Set aside for State Administration	\$176,991.08
6) Set aside for Technical Assistance	\$38,495.54

C. Expenditures of State CDBG Resources

7) Drawn for State Administration	\$0.00
8) Drawn for Technical Assistance	\$0.00
9) Drawn for Section 108 Repayments	
10) Drawn for all other activities	\$60,952.75
11) <i>Disbursed for Coronavirus-related Activities</i>	
12) <i>Disbursed for Activities Not related to Coronavirus</i>	\$60,952.75

D. Compliance with Public Service (PS) Cap

13) Disbursed in IDIS for ALL PS	
14) <i>Disbursed for Coronavirus-related Public Services</i>	
15) <i>Disbursed for Public Services Not related to Coronavirus</i>	
16) Percent of funds disbursed to date for PS (line 13 / line 1)	0.00%
17) <i>Percent Disbursed for Coronavirus-related Public Services (line 14 / line 1)</i>	0.00%
18) <i>Percent Disbursed for Public Services Not related to Coronavirus (line 15 / line 1)</i>	0.00%

E. Compliance with Planning and Administration (P/A) Cap

19) Disbursed in IDIS for P/A from Grant	\$11,922.00
20) Percent of funds disbursed to date for P/A (line 19 / line 1)	0.31%

F. Overall Low and Moderate Income Benefit

21) Drawn to Benefit LMI persons and households (minus noncountable amounts, line 22)	\$49,030.75
22) Noncountable amounts drawn: Non-LMI Portion of LMH activities	
23) Drawn to Prevent/Eliminate Slum/Blight	
24) Drawn to Address Urgent Needs	

U.S. Department of Housing and Urban Development
Office of Community Planning and Development
Integrated Disbursement and Information System

DATE: 08-06-25

TIME: 7:25

PAGE: 5

25)	Total disbursements subject to overall LMI benefit (sum of lines 21, 22, 23 and 24)	\$49,030.75
26)	Percent Low and moderate income benefit, to date (line 21 / line 25)	100.00%

U.S. Department of Housing and Urban Development
Office of Community Planning and Development
Integrated Disbursement and Information System
Grant Number B22DC380001

DATE: 08-06-25
TIME: 7:25
PAGE: 6

A. Sources of State CDBG Funds

1) State Allocation	\$3,927,948.00
2) Grant funds returned to line of credit	
3) Grant funds returned to local account	

B. State CDBG Resources by Use

4) Obligated to recipients	\$3,710,110.00
5) Set aside for State Administration	
6) Set aside for Technical Assistance	\$39,279.00

C. Expenditures of State CDBG Resources

7) Drawn for State Administration	
8) Drawn for Technical Assistance	\$0.00
9) Drawn for Section 108 Repayments	
10) Drawn for all other activities	\$1,220,896.77
11) <i>Disbursed for Coronavirus-related Activities</i>	
12) <i>Disbursed for Activities Not related to Coronavirus</i>	\$1,220,896.77

D. Compliance with Public Service (PS) Cap

13) Disbursed in IDIS for ALL PS	
14) <i>Disbursed for Coronavirus-related Public Services</i>	
15) <i>Disbursed for Public Services Not related to Coronavirus</i>	
16) Percent of funds disbursed to date for PS (line 13 / line 1)	0.00%
17) <i>Percent Disbursed for Coronavirus-related Public Services (line 14 / line 1)</i>	0.00%
18) <i>Percent Disbursed for Public Services Not related to Coronavirus (line 15 / line 1)</i>	0.00%

E. Compliance with Planning and Administration (P/A) Cap

19) Disbursed in IDIS for P/A from Grant	\$62,689.06
20) Percent of funds disbursed to date for P/A (line 19 / line 1)	1.60%

F. Overall Low and Moderate Income Benefit

21) Drawn to Benefit LMI persons and households (minus noncountable amounts, line 22)	\$1,158,207.71
22) Noncountable amounts drawn: Non-LMI Portion of LMH activities	
23) Drawn to Prevent/Eliminate Slum/Blight	
24) Drawn to Address Urgent Needs	

U.S. Department of Housing and Urban Development
Office of Community Planning and Development
Integrated Disbursement and Information System

DATE: 08-06-25

TIME: 7:25

PAGE: 7

25) Total disbursements subject to overall LMI benefit (sum of lines 21, 22, 23 and 24)	\$1,158,207.71
26) Percent Low and moderate income benefit, to date (line 21 / line 25)	100.00%

U.S. Department of Housing and Urban Development
Office of Community Planning and Development
Integrated Disbursement and Information System
Grant Number B21DC380001

DATE: 08-06-25
TIME: 7:25
PAGE: 8

A. Sources of State CDBG Funds

1) State Allocation	\$4,023,769.00
2) Grant funds returned to line of credit	
3) Grant funds returned to local account	

B. State CDBG Resources by Use

4) Obligated to recipients	\$3,802,234.00
5) Set aside for State Administration	\$180,475.00
6) Set aside for Technical Assistance	\$40,238.00

C. Expenditures of State CDBG Resources

7) Drawn for State Administration	\$44,111.37
8) Drawn for Technical Assistance	\$0.00
9) Drawn for Section 108 Repayments	
10) Drawn for all other activities	\$1,528,066.91
11) <i>Disbursed for Coronavirus-related Activities</i>	
12) <i>Disbursed for Activities Not related to Coronavirus</i>	\$1,572,178.28

D. Compliance with Public Service (PS) Cap

13) Disbursed in IDIS for ALL PS	
14) <i>Disbursed for Coronavirus-related Public Services</i>	
15) <i>Disbursed for Public Services Not related to Coronavirus</i>	
16) Percent of funds disbursed to date for PS (line 13 / line 1)	0.00%
17) <i>Percent Disbursed for Coronavirus-related Public Services (line 14 / line 1)</i>	0.00%
18) <i>Percent Disbursed for Public Services Not related to Coronavirus (line 15 / line 1)</i>	0.00%

E. Compliance with Planning and Administration (P/A) Cap

19) Disbursed in IDIS for P/A from Grant	\$63,289.37
20) Percent of funds disbursed to date for P/A (line 19 / line 1)	1.57%

F. Overall Low and Moderate Income Benefit

21) Drawn to Benefit LMI persons and households (minus noncountable amounts, line 22)	\$1,508,888.91
22) Noncountable amounts drawn: Non-LMI Portion of LMH activities	
23) Drawn to Prevent/Eliminate Slum/Blight	
24) Drawn to Address Urgent Needs	

U.S. Department of Housing and Urban Development
Office of Community Planning and Development
Integrated Disbursement and Information System

DATE: 08-06-25

TIME: 7:25

PAGE: 9

25) Total disbursements subject to overall LMI benefit (sum of lines 21, 22, 23 and 24)	\$1,508,888.91
26) Percent Low and moderate income benefit, to date (line 21 / line 25)	100.00%

U.S. Department of Housing and Urban Development
Office of Community Planning and Development
Integrated Disbursement and Information System
Grant Number B20DW380001

DATE: 08-06-25
TIME: 7:25
PAGE: 10

A. Sources of State CDBG Funds

1) State Allocation	\$6,380,334.00
2) Grant funds returned to line of credit	
3) Grant funds returned to local account	

B. State CDBG Resources by Use

4) Obligated to recipients	\$6,088,924.00
5) Set aside for State Administration	\$319,016.00
6) Set aside for Technical Assistance	

C. Expenditures of State CDBG Resources

7) Drawn for State Administration	\$310,342.49
8) Drawn for Technical Assistance	
9) Drawn for Section 108 Repayments	
10) Drawn for all other activities	\$3,256,884.76
11) <i>Disbursed for Coronavirus-related Activities</i>	\$3,567,227.25
12) <i>Disbursed for Activities Not related to Coronavirus</i>	

D. Compliance with Public Service (PS) Cap

13) Disbursed in IDIS for ALL PS	\$1,960,000.00
14) <i>Disbursed for Coronavirus-related Public Services</i>	\$1,960,000.00
15) <i>Disbursed for Public Services Not related to Coronavirus</i>	
16) Percent of funds disbursed to date for PS (line 13 / line 1)	30.72%
17) <i>Percent Disbursed for Coronavirus-related Public Services (line 14 / line 1)</i>	30.72%
18) <i>Percent Disbursed for Public Services Not related to Coronavirus (line 15 / line 1)</i>	0.00%

E. Compliance with Planning and Administration (P/A) Cap

19) Disbursed in IDIS for P/A from Grant	\$443,662.53
20) Percent of funds disbursed to date for P/A (line 19 / line 1)	6.95%

F. Overall Low and Moderate Income Benefit

21) Drawn to Benefit LMI persons and households (minus noncountable amounts, line 22)	\$3,123,564.72
22) Noncountable amounts drawn: Non-LMI Portion of LMH activities	
23) Drawn to Prevent/Eliminate Slum/Blight	
24) Drawn to Address Urgent Needs	

U.S. Department of Housing and Urban Development
Office of Community Planning and Development
Integrated Disbursement and Information System

DATE: 08-06-25

TIME: 7:25

PAGE: 11

25)	Total disbursements subject to overall LMI benefit (sum of lines 21, 22, 23 and 24)	\$3,123,564.72
26)	Percent Low and moderate income benefit, to date (line 21 / line 25)	100.00%

U.S. Department of Housing and Urban Development
Office of Community Planning and Development
Integrated Disbursement and Information System
Grant Number B20DC380001

DATE: 08-06-25
TIME: 7:25
PAGE: 12

A. Sources of State CDBG Funds

1) State Allocation	\$3,992,569.00
2) Grant funds returned to line of credit	
3) Grant funds returned to local account	

B. State CDBG Resources by Use

4) Obligated to recipients	\$3,764,954.85
5) Set aside for State Administration	\$179,835.00
6) Set aside for Technical Assistance	\$39,917.00

C. Expenditures of State CDBG Resources

7) Drawn for State Administration	\$179,835.00
8) Drawn for Technical Assistance	\$7,474.66
9) Drawn for Section 108 Repayments	
10) Drawn for all other activities	\$2,679,652.71
11) <i>Disbursed for Coronavirus-related Activities</i>	
12) <i>Disbursed for Activities Not related to Coronavirus</i>	\$2,866,962.37

D. Compliance with Public Service (PS) Cap

13) Disbursed in IDIS for ALL PS	\$76,500.00
14) <i>Disbursed for Coronavirus-related Public Services</i>	
15) <i>Disbursed for Public Services Not related to Coronavirus</i>	\$76,500.00
16) Percent of funds disbursed to date for PS (line 13 / line 1)	1.92%
17) <i>Percent Disbursed for Coronavirus-related Public Services (line 14 / line 1)</i>	0.00%
18) <i>Percent Disbursed for Public Services Not related to Coronavirus (line 15 / line 1)</i>	1.92%

E. Compliance with Planning and Administration (P/A) Cap

19) Disbursed in IDIS for P/A from Grant	\$192,834.18
20) Percent of funds disbursed to date for P/A (line 19 / line 1)	4.83%

F. Overall Low and Moderate Income Benefit

21) Drawn to Benefit LMI persons and households (minus noncountable amounts, line 22)	\$2,366,653.53
22) Noncountable amounts drawn: Non-LMI Portion of LMH activities	
23) Drawn to Prevent/Eliminate Slum/Blight	
24) Drawn to Address Urgent Needs	\$300,000.00

U.S. Department of Housing and Urban Development
Office of Community Planning and Development
Integrated Disbursement and Information System

DATE: 08-06-25

TIME: 7:25

PAGE: 13

25) Total disbursements subject to overall LMI benefit (sum of lines 21, 22, 23 and 24)	\$2,666,653.53
26) Percent Low and moderate income benefit, to date (line 21 / line 25)	88.75%

U.S. Department of Housing and Urban Development
Office of Community Planning and Development
Integrated Disbursement and Information System
Grant Number B19DC380001

DATE: 08-06-25
TIME: 7:25
PAGE: 14

A. Sources of State CDBG Funds

1) State Allocation	\$3,955,356.00
2) Grant funds returned to line of credit	
3) Grant funds returned to local account	

B. State CDBG Resources by Use

4) Obligated to recipients	\$3,736,695.00
5) Set aside for State Administration	\$179,107.00
6) Set aside for Technical Assistance	\$39,554.00

C. Expenditures of State CDBG Resources

7) Drawn for State Administration	\$179,107.00
8) Drawn for Technical Assistance	\$39,554.00
9) Drawn for Section 108 Repayments	
10) Drawn for all other activities	\$3,728,676.92
11) <i>Disbursed for Coronavirus-related Activities</i>	
12) <i>Disbursed for Activities Not related to Coronavirus</i>	\$3,947,337.92

D. Compliance with Public Service (PS) Cap

13) Disbursed in IDIS for ALL PS	\$21,843.00
14) <i>Disbursed for Coronavirus-related Public Services</i>	
15) <i>Disbursed for Public Services Not related to Coronavirus</i>	\$21,843.00
16) Percent of funds disbursed to date for PS (line 13 / line 1)	0.55%
17) <i>Percent Disbursed for Coronavirus-related Public Services (line 14 / line 1)</i>	0.00%
18) <i>Percent Disbursed for Public Services Not related to Coronavirus (line 15 / line 1)</i>	0.55%

E. Compliance with Planning and Administration (P/A) Cap

19) Disbursed in IDIS for P/A from Grant	\$222,166.64
20) Percent of funds disbursed to date for P/A (line 19 / line 1)	5.62%

F. Overall Low and Moderate Income Benefit

21) Drawn to Benefit LMI persons and households (minus noncountable amounts, line 22)	\$2,900,196.60
22) Noncountable amounts drawn: Non-LMI Portion of LMH activities	
23) Drawn to Prevent/Eliminate Slum/Blight	
24) Drawn to Address Urgent Needs	\$785,420.68

U.S. Department of Housing and Urban Development
Office of Community Planning and Development
Integrated Disbursement and Information System

DATE: 08-06-25

TIME: 7:25

PAGE: 15

25) Total disbursements subject to overall LMI benefit (sum of lines 21, 22, 23 and 24)	\$3,685,617.28
26) Percent Low and moderate income benefit, to date (line 21 / line 25)	78.69%

U.S. Department of Housing and Urban Development
Office of Community Planning and Development
Integrated Disbursement and Information System
Grant Number B18DC380001

DATE: 08-06-25
TIME: 7:25
PAGE: 16

A. Sources of State CDBG Funds

1) State Allocation	\$3,961,967.00
2) Grant funds returned to line of credit	
3) Grant funds returned to local account	

B. State CDBG Resources by Use

4) Obligated to recipients	\$3,743,109.00
5) Set aside for State Administration	\$179,239.00
6) Set aside for Technical Assistance	\$39,619.00

C. Expenditures of State CDBG Resources

7) Drawn for State Administration	\$179,239.00
8) Drawn for Technical Assistance	\$39,619.00
9) Drawn for Section 108 Repayments	
10) Drawn for all other activities	\$3,709,975.36
11) <i>Disbursed for Coronavirus-related Activities</i>	
12) <i>Disbursed for Activities Not related to Coronavirus</i>	\$3,928,833.36

D. Compliance with Public Service (PS) Cap

13) Disbursed in IDIS for ALL PS	\$52,169.46
14) <i>Disbursed for Coronavirus-related Public Services</i>	
15) <i>Disbursed for Public Services Not related to Coronavirus</i>	\$52,169.46
16) Percent of funds disbursed to date for PS (line 13 / line 1)	1.32%
17) <i>Percent Disbursed for Coronavirus-related Public Services (line 14 / line 1)</i>	0.00%
18) <i>Percent Disbursed for Public Services Not related to Coronavirus (line 15 / line 1)</i>	1.32%

E. Compliance with Planning and Administration (P/A) Cap

19) Disbursed in IDIS for P/A from Grant	\$219,540.38
20) Percent of funds disbursed to date for P/A (line 19 / line 1)	5.54%

F. Overall Low and Moderate Income Benefit

21) Drawn to Benefit LMI persons and households (minus noncountable amounts, line 22)	\$3,120,350.04
22) Noncountable amounts drawn: Non-LMI Portion of LMH activities	\$16,454.05
23) Drawn to Prevent/Eliminate Slum/Blight	
24) Drawn to Address Urgent Needs	\$532,869.89

U.S. Department of Housing and Urban Development
Office of Community Planning and Development
Integrated Disbursement and Information System

DATE: 08-06-25

TIME: 7:25

PAGE: 17

25) Total disbursements subject to overall LMI benefit (sum of lines 21, 22, 23 and 24)	\$3,669,673.98
26) Percent Low and moderate income benefit, to date (line 21 / line 25)	85.03%

U.S. Department of Housing and Urban Development
Office of Community Planning and Development
Integrated Disbursement and Information System
Grant Number B17DC380001

DATE: 08-06-25
TIME: 7:25
PAGE: 18

A. Sources of State CDBG Funds

1) State Allocation	\$3,674,491.00
2) Grant funds returned to line of credit	
3) Grant funds returned to local account	

B. State CDBG Resources by Use

4) Obligated to recipients	\$3,464,256.27
5) Set aside for State Administration	\$173,489.73
6) Set aside for Technical Assistance	\$36,745.00

C. Expenditures of State CDBG Resources

7) Drawn for State Administration	\$173,489.73
8) Drawn for Technical Assistance	\$36,745.00
9) Drawn for Section 108 Repayments	
10) Drawn for all other activities	\$3,464,256.27
11) <i>Disbursed for Coronavirus-related Activities</i>	
12) <i>Disbursed for Activities Not related to Coronavirus</i>	\$3,674,491.00

D. Compliance with Public Service (PS) Cap

13) Disbursed in IDIS for ALL PS	\$311,540.87
14) <i>Disbursed for Coronavirus-related Public Services</i>	
15) <i>Disbursed for Public Services Not related to Coronavirus</i>	\$311,540.87
16) Percent of funds disbursed to date for PS (line 13 / line 1)	8.48%
17) <i>Percent Disbursed for Coronavirus-related Public Services (line 14 / line 1)</i>	0.00%
18) <i>Percent Disbursed for Public Services Not related to Coronavirus (line 15 / line 1)</i>	8.48%

E. Compliance with Planning and Administration (P/A) Cap

19) Disbursed in IDIS for P/A from Grant	\$187,461.11
20) Percent of funds disbursed to date for P/A (line 19 / line 1)	5.10%

F. Overall Low and Moderate Income Benefit

21) Drawn to Benefit LMI persons and households (minus noncountable amounts, line 22)	\$2,902,999.52
22) Noncountable amounts drawn: Non-LMI Portion of LMH activities	
23) Drawn to Prevent/Eliminate Slum/Blight	
24) Drawn to Address Urgent Needs	\$547,285.37

U.S. Department of Housing and Urban Development
Office of Community Planning and Development
Integrated Disbursement and Information System

DATE: 08-06-25

TIME: 7:25

PAGE: 19

25) Total disbursements subject to overall LMI benefit (sum of lines 21, 22, 23 and 24)	\$3,450,284.89
26) Percent Low and moderate income benefit, to date (line 21 / line 25)	84.14%

U.S. Department of Housing and Urban Development
Office of Community Planning and Development
Integrated Disbursement and Information System
Grant Number B16DC380001

DATE: 08-06-25
TIME: 7:25
PAGE: 20

A. Sources of State CDBG Funds

1) State Allocation	\$3,665,003.00
2) Grant funds returned to line of credit	
3) Grant funds returned to local account	

B. State CDBG Resources by Use

4) Obligated to recipients	\$3,455,053.00
5) Set aside for State Administration	\$173,300.00
6) Set aside for Technical Assistance	\$36,650.00

C. Expenditures of State CDBG Resources

7) Drawn for State Administration	\$173,300.00
8) Drawn for Technical Assistance	\$36,650.00
9) Drawn for Section 108 Repayments	
10) Drawn for all other activities	\$3,455,053.00
11) <i>Disbursed for Coronavirus-related Activities</i>	
12) <i>Disbursed for Activities Not related to Coronavirus</i>	\$3,665,003.00

D. Compliance with Public Service (PS) Cap

13) Disbursed in IDIS for ALL PS	
14) <i>Disbursed for Coronavirus-related Public Services</i>	
15) <i>Disbursed for Public Services Not related to Coronavirus</i>	
16) Percent of funds disbursed to date for PS (line 13 / line 1)	0.00%
17) <i>Percent Disbursed for Coronavirus-related Public Services (line 14 / line 1)</i>	0.00%
18) <i>Percent Disbursed for Public Services Not related to Coronavirus (line 15 / line 1)</i>	0.00%

E. Compliance with Planning and Administration (P/A) Cap

19) Disbursed in IDIS for P/A from Grant	\$228,805.43
20) Percent of funds disbursed to date for P/A (line 19 / line 1)	6.24%

F. Overall Low and Moderate Income Benefit

21) Drawn to Benefit LMI persons and households (minus noncountable amounts, line 22)	\$2,540,934.55
22) Noncountable amounts drawn: Non-LMI Portion of LMH activities	\$11,486.50
23) Drawn to Prevent/Eliminate Slum/Blight	
24) Drawn to Address Urgent Needs	\$847,126.52

U.S. Department of Housing and Urban Development
Office of Community Planning and Development
Integrated Disbursement and Information System

DATE: 08-06-25

TIME: 7:25

PAGE: 21

25) Total disbursements subject to overall LMI benefit (sum of lines 21, 22, 23 and 24)	\$3,399,547.57
26) Percent Low and moderate income benefit, to date (line 21 / line 25)	74.74%

U.S. Department of Housing and Urban Development
Office of Community Planning and Development
Integrated Disbursement and Information System
Grant Number B15DC380001

DATE: 08-06-25
TIME: 7:25
PAGE: 22

A. Sources of State CDBG Funds

1) State Allocation	\$3,609,246.00
2) Grant funds returned to line of credit	
3) Grant funds returned to local account	

B. State CDBG Resources by Use

4) Obligated to recipients	\$3,400,970.02
5) Set aside for State Administration	\$172,183.98
6) Set aside for Technical Assistance	\$36,092.00

C. Expenditures of State CDBG Resources

7) Drawn for State Administration	\$172,183.98
8) Drawn for Technical Assistance	\$36,092.00
9) Drawn for Section 108 Repayments	
10) Drawn for all other activities	\$3,400,970.02
11) <i>Disbursed for Coronavirus-related Activities</i>	
12) <i>Disbursed for Activities Not related to Coronavirus</i>	\$3,609,246.00

D. Compliance with Public Service (PS) Cap

13) Disbursed in IDIS for ALL PS	
14) <i>Disbursed for Coronavirus-related Public Services</i>	
15) <i>Disbursed for Public Services Not related to Coronavirus</i>	
16) Percent of funds disbursed to date for PS (line 13 / line 1)	0.00%
17) <i>Percent Disbursed for Coronavirus-related Public Services (line 14 / line 1)</i>	0.00%
18) <i>Percent Disbursed for Public Services Not related to Coronavirus (line 15 / line 1)</i>	0.00%

E. Compliance with Planning and Administration (P/A) Cap

19) Disbursed in IDIS for P/A from Grant	\$215,970.70
20) Percent of funds disbursed to date for P/A (line 19 / line 1)	5.98%

F. Overall Low and Moderate Income Benefit

21) Drawn to Benefit LMI persons and households (minus noncountable amounts, line 22)	\$3,349,463.80
22) Noncountable amounts drawn: Non-LMI Portion of LMH activities	
23) Drawn to Prevent/Eliminate Slum/Blight	
24) Drawn to Address Urgent Needs	\$7,719.50

U.S. Department of Housing and Urban Development
Office of Community Planning and Development
Integrated Disbursement and Information System

DATE: 08-06-25

TIME: 7:25

PAGE: 23

25) Total disbursements subject to overall LMI benefit (sum of lines 21, 22, 23 and 24)	\$3,357,183.30
26) Percent Low and moderate income benefit, to date (line 21 / line 25)	99.77%

U.S. Department of Housing and Urban Development
Office of Community Planning and Development
Integrated Disbursement and Information System
Grant Number B14DC380001

DATE: 08-06-25
TIME: 7:25
PAGE: 24

A. Sources of State CDBG Funds

1) State Allocation	\$3,658,596.00
2) Grant funds returned to line of credit	
3) Grant funds returned to local account	

B. State CDBG Resources by Use

4) Obligated to recipients	\$3,642,391.43
5) Set aside for State Administration	\$173,171.00
6) Set aside for Technical Assistance	\$36,585.00

C. Expenditures of State CDBG Resources

7) Drawn for State Administration	\$173,171.00
8) Drawn for Technical Assistance	\$36,585.00
9) Drawn for Section 108 Repayments	
10) Drawn for all other activities	\$3,432,635.43
11) <i>Disbursed for Coronavirus-related Activities</i>	
12) <i>Disbursed for Activities Not related to Coronavirus</i>	\$3,642,391.43

D. Compliance with Public Service (PS) Cap

13) Disbursed in IDIS for ALL PS	
14) <i>Disbursed for Coronavirus-related Public Services</i>	
15) <i>Disbursed for Public Services Not related to Coronavirus</i>	
16) Percent of funds disbursed to date for PS (line 13 / line 1)	0.00%
17) <i>Percent Disbursed for Coronavirus-related Public Services (line 14 / line 1)</i>	0.00%
18) <i>Percent Disbursed for Public Services Not related to Coronavirus (line 15 / line 1)</i>	0.00%

E. Compliance with Planning and Administration (P/A) Cap

19) Disbursed in IDIS for P/A from Grant	\$251,792.29
20) Percent of funds disbursed to date for P/A (line 19 / line 1)	6.88%

F. Overall Low and Moderate Income Benefit

21) Drawn to Benefit LMI persons and households (minus noncountable amounts, line 22)	\$3,074,949.67
22) Noncountable amounts drawn: Non-LMI Portion of LMH activities	\$8,420.05
23) Drawn to Prevent/Eliminate Slum/Blight	
24) Drawn to Address Urgent Needs	\$270,644.42

U.S. Department of Housing and Urban Development
Office of Community Planning and Development
Integrated Disbursement and Information System

DATE: 08-06-25

TIME: 7:25

PAGE: 25

25) Total disbursements subject to overall LMI benefit (sum of lines 21, 22, 23 and 24)	\$3,354,014.14
26) Percent Low and moderate income benefit, to date (line 21 / line 25)	91.68%

U.S. Department of Housing and Urban Development
Office of Community Planning and Development
Integrated Disbursement and Information System
Grant Number B13DC380001

DATE: 08-06-25
TIME: 7:25
PAGE: 26

A. Sources of State CDBG Funds

1) State Allocation	\$3,751,646.00
2) Grant funds returned to line of credit	
3) Grant funds returned to local account	

B. State CDBG Resources by Use

4) Obligated to recipients	\$3,763,486.00
5) Set aside for State Administration	\$175,032.00
6) Set aside for Technical Assistance	\$37,516.00

C. Expenditures of State CDBG Resources

7) Drawn for State Administration	\$175,032.00
8) Drawn for Technical Assistance	\$37,516.00
9) Drawn for Section 108 Repayments	
10) Drawn for all other activities	\$3,550,938.00
11) <i>Disbursed for Coronavirus-related Activities</i>	
12) <i>Disbursed for Activities Not related to Coronavirus</i>	\$3,763,486.00

D. Compliance with Public Service (PS) Cap

13) Disbursed in IDIS for ALL PS	
14) <i>Disbursed for Coronavirus-related Public Services</i>	
15) <i>Disbursed for Public Services Not related to Coronavirus</i>	
16) Percent of funds disbursed to date for PS (line 13 / line 1)	0.00%
17) <i>Percent Disbursed for Coronavirus-related Public Services (line 14 / line 1)</i>	0.00%
18) <i>Percent Disbursed for Public Services Not related to Coronavirus (line 15 / line 1)</i>	0.00%

E. Compliance with Planning and Administration (P/A) Cap

19) Disbursed in IDIS for P/A from Grant	\$259,108.69
20) Percent of funds disbursed to date for P/A (line 19 / line 1)	6.91%

F. Overall Low and Moderate Income Benefit

21) Drawn to Benefit LMI persons and households (minus noncountable amounts, line 22)	\$2,669,649.69
22) Noncountable amounts drawn: Non-LMI Portion of LMH activities	\$7,320.84
23) Drawn to Prevent/Eliminate Slum/Blight	
24) Drawn to Address Urgent Needs	\$789,890.78

U.S. Department of Housing and Urban Development
Office of Community Planning and Development
Integrated Disbursement and Information System

DATE: 08-06-25

TIME: 7:25

PAGE: 27

25) Total disbursements subject to overall LMI benefit (sum of lines 21, 22, 23 and 24)	\$3,466,861.31
26) Percent Low and moderate income benefit, to date (line 21 / line 25)	77.00%

U.S. Department of Housing and Urban Development
Office of Community Planning and Development
Integrated Disbursement and Information System
Grant Number B12DC380001

DATE: 08-06-25
TIME: 7:25
PAGE: 28

A. Sources of State CDBG Funds

1) State Allocation	\$3,617,517.00
2) Grant funds returned to line of credit	
3) Grant funds returned to local account	

B. State CDBG Resources by Use

4) Obligated to recipients	\$3,262,676.12
5) Set aside for State Administration	\$172,350.00
6) Set aside for Technical Assistance	\$36,177.00

C. Expenditures of State CDBG Resources

7) Drawn for State Administration	\$172,350.00
8) Drawn for Technical Assistance	\$36,177.00
9) Drawn for Section 108 Repayments	
10) Drawn for all other activities	\$3,054,149.12
11) <i>Disbursed for Coronavirus-related Activities</i>	
12) <i>Disbursed for Activities Not related to Coronavirus</i>	\$3,262,676.12

D. Compliance with Public Service (PS) Cap

13) Disbursed in IDIS for ALL PS	\$43,033.12
14) <i>Disbursed for Coronavirus-related Public Services</i>	
15) <i>Disbursed for Public Services Not related to Coronavirus</i>	\$43,033.12
16) Percent of funds disbursed to date for PS (line 13 / line 1)	1.19%
17) <i>Percent Disbursed for Coronavirus-related Public Services (line 14 / line 1)</i>	0.00%
18) <i>Percent Disbursed for Public Services Not related to Coronavirus (line 15 / line 1)</i>	1.19%

E. Compliance with Planning and Administration (P/A) Cap

19) Disbursed in IDIS for P/A from Grant	\$251,281.92
20) Percent of funds disbursed to date for P/A (line 19 / line 1)	6.95%

F. Overall Low and Moderate Income Benefit

21) Drawn to Benefit LMI persons and households (minus noncountable amounts, line 22)	\$2,554,128.23
22) Noncountable amounts drawn: Non-LMI Portion of LMH activities	
23) Drawn to Prevent/Eliminate Slum/Blight	
24) Drawn to Address Urgent Needs	\$421,088.97

U.S. Department of Housing and Urban Development
Office of Community Planning and Development
Integrated Disbursement and Information System

DATE: 08-06-25

TIME: 7:25

PAGE: 29

25) Total disbursements subject to overall LMI benefit (sum of lines 21, 22, 23 and 24)	\$2,975,217.20
26) Percent Low and moderate income benefit, to date (line 21 / line 25)	85.85%

U.S. Department of Housing and Urban Development
Office of Community Planning and Development
Integrated Disbursement and Information System
Grant Number B11DC380001

DATE: 08-06-25
TIME: 7:25
PAGE: 30

A. Sources of State CDBG Funds

1) State Allocation	\$4,429,068.00
2) Grant funds returned to line of credit	
3) Grant funds returned to local account	

B. State CDBG Resources by Use

4) Obligated to recipients	\$4,800,113.43
5) Set aside for State Administration	\$189,383.29
6) Set aside for Technical Assistance	\$44,290.00

C. Expenditures of State CDBG Resources

7) Drawn for State Administration	\$189,383.29
8) Drawn for Technical Assistance	\$44,290.00
9) Drawn for Section 108 Repayments	
10) Drawn for all other activities	\$4,566,440.14
11) <i>Disbursed for Coronavirus-related Activities</i>	
12) <i>Disbursed for Activities Not related to Coronavirus</i>	\$4,800,113.43

D. Compliance with Public Service (PS) Cap

13) Disbursed in IDIS for ALL PS	
14) <i>Disbursed for Coronavirus-related Public Services</i>	
15) <i>Disbursed for Public Services Not related to Coronavirus</i>	
16) Percent of funds disbursed to date for PS (line 13 / line 1)	0.00%
17) <i>Percent Disbursed for Coronavirus-related Public Services (line 14 / line 1)</i>	0.00%
18) <i>Percent Disbursed for Public Services Not related to Coronavirus (line 15 / line 1)</i>	0.00%

E. Compliance with Planning and Administration (P/A) Cap

19) Disbursed in IDIS for P/A from Grant	\$397,740.28
20) Percent of funds disbursed to date for P/A (line 19 / line 1)	8.98%

F. Overall Low and Moderate Income Benefit

21) Drawn to Benefit LMI persons and households (minus noncountable amounts, line 22)	\$3,692,041.67
22) Noncountable amounts drawn: Non-LMI Portion of LMH activities	\$13,776.42
23) Drawn to Prevent/Eliminate Slum/Blight	
24) Drawn to Address Urgent Needs	\$652,265.06

U.S. Department of Housing and Urban Development
Office of Community Planning and Development
Integrated Disbursement and Information System

DATE: 08-06-25

TIME: 7:25

PAGE: 31

25) Total disbursements subject to overall LMI benefit (sum of lines 21, 22, 23 and 24)	\$4,358,083.15
26) Percent Low and moderate income benefit, to date (line 21 / line 25)	84.72%

U.S. Department of Housing and Urban Development
Office of Community Planning and Development
Integrated Disbursement and Information System
Grant Number B10DC380001

DATE: 08-06-25
TIME: 7:25
PAGE: 32

A. Sources of State CDBG Funds

1) State Allocation	\$5,283,461.00
2) Grant funds returned to line of credit	
3) Grant funds returned to local account	

B. State CDBG Resources by Use

4) Obligated to recipients	\$5,298,502.66
5) Set aside for State Administration	\$205,669.00
6) Set aside for Technical Assistance	\$52,834.00

C. Expenditures of State CDBG Resources

7) Drawn for State Administration	\$205,669.00
8) Drawn for Technical Assistance	\$52,834.00
9) Drawn for Section 108 Repayments	
10) Drawn for all other activities	\$5,039,999.66
11) <i>Disbursed for Coronavirus-related Activities</i>	
12) <i>Disbursed for Activities Not related to Coronavirus</i>	\$5,298,502.66

D. Compliance with Public Service (PS) Cap

13) Disbursed in IDIS for ALL PS	
14) <i>Disbursed for Coronavirus-related Public Services</i>	
15) <i>Disbursed for Public Services Not related to Coronavirus</i>	
16) Percent of funds disbursed to date for PS (line 13 / line 1)	0.00%
17) <i>Percent Disbursed for Coronavirus-related Public Services (line 14 / line 1)</i>	0.00%
18) <i>Percent Disbursed for Public Services Not related to Coronavirus (line 15 / line 1)</i>	0.00%

E. Compliance with Planning and Administration (P/A) Cap

19) Disbursed in IDIS for P/A from Grant	\$385,121.08
20) Percent of funds disbursed to date for P/A (line 19 / line 1)	7.29%

F. Overall Low and Moderate Income Benefit

21) Drawn to Benefit LMI persons and households (minus noncountable amounts, line 22)	\$3,527,608.52
22) Noncountable amounts drawn: Non-LMI Portion of LMH activities	\$97,111.94
23) Drawn to Prevent/Eliminate Slum/Blight	
24) Drawn to Address Urgent Needs	\$1,250,257.00

U.S. Department of Housing and Urban Development
Office of Community Planning and Development
Integrated Disbursement and Information System

DATE: 08-06-25

TIME: 7:25

PAGE: 33

25) Total disbursements subject to overall LMI benefit (sum of lines 21, 22, 23 and 24)	\$4,874,977.46
26) Percent Low and moderate income benefit, to date (line 21 / line 25)	72.36%

U.S. Department of Housing and Urban Development
Office of Community Planning and Development
Integrated Disbursement and Information System
Grant Number B09DC380001

DATE: 08-06-25
TIME: 7:25
PAGE: 34

A. Sources of State CDBG Funds

1) State Allocation	\$4,862,793.00
2) Grant funds returned to line of credit	
3) Grant funds returned to local account	

B. State CDBG Resources by Use

4) Obligated to recipients	\$4,879,126.21
5) Set aside for State Administration	\$197,255.00
6) Set aside for Technical Assistance	\$48,627.00

C. Expenditures of State CDBG Resources

7) Drawn for State Administration	\$197,255.00
8) Drawn for Technical Assistance	\$48,627.00
9) Drawn for Section 108 Repayments	
10) Drawn for all other activities	\$4,633,244.21
11) <i>Disbursed for Coronavirus-related Activities</i>	
12) <i>Disbursed for Activities Not related to Coronavirus</i>	\$4,879,126.21

D. Compliance with Public Service (PS) Cap

13) Disbursed in IDIS for ALL PS	\$16,338.00
14) <i>Disbursed for Coronavirus-related Public Services</i>	
15) <i>Disbursed for Public Services Not related to Coronavirus</i>	\$16,338.00
16) Percent of funds disbursed to date for PS (line 13 / line 1)	0.34%
17) <i>Percent Disbursed for Coronavirus-related Public Services (line 14 / line 1)</i>	0.00%
18) <i>Percent Disbursed for Public Services Not related to Coronavirus (line 15 / line 1)</i>	0.34%

E. Compliance with Planning and Administration (P/A) Cap

19) Disbursed in IDIS for P/A from Grant	\$468,381.32
20) Percent of funds disbursed to date for P/A (line 19 / line 1)	9.63%

F. Overall Low and Moderate Income Benefit

21) Drawn to Benefit LMI persons and households (minus noncountable amounts, line 22)	\$3,699,795.47
22) Noncountable amounts drawn: Non-LMI Portion of LMH activities	\$123,229.70
23) Drawn to Prevent/Eliminate Slum/Blight	
24) Drawn to Address Urgent Needs	\$539,092.72

U.S. Department of Housing and Urban Development
Office of Community Planning and Development
Integrated Disbursement and Information System

DATE: 08-06-25

TIME: 7:25

PAGE: 35

25)	Total disbursements subject to overall LMI benefit (sum of lines 21, 22, 23 and 24)	\$4,362,117.89
26)	Percent Low and moderate income benefit, to date (line 21 / line 25)	84.82%

U.S. Department of Housing and Urban Development
Office of Community Planning and Development
Integrated Disbursement and Information System
Grant Number B08DC380001

DATE: 08-06-25
TIME: 7:25
PAGE: 36

A. Sources of State CDBG Funds

1) State Allocation	\$4,791,211.00
2) Grant funds returned to line of credit	
3) Grant funds returned to local account	

B. State CDBG Resources by Use

4) Obligated to recipients	\$4,766,262.34
5) Set aside for State Administration	
6) Set aside for Technical Assistance	\$47,912.00

C. Expenditures of State CDBG Resources

7) Drawn for State Administration	
8) Drawn for Technical Assistance	\$47,912.00
9) Drawn for Section 108 Repayments	
10) Drawn for all other activities	\$4,718,350.34
11) <i>Disbursed for Coronavirus-related Activities</i>	
12) <i>Disbursed for Activities Not related to Coronavirus</i>	\$4,766,262.34

D. Compliance with Public Service (PS) Cap

13) Disbursed in IDIS for ALL PS	
14) <i>Disbursed for Coronavirus-related Public Services</i>	
15) <i>Disbursed for Public Services Not related to Coronavirus</i>	
16) Percent of funds disbursed to date for PS (line 13 / line 1)	0.00%
17) <i>Percent Disbursed for Coronavirus-related Public Services (line 14 / line 1)</i>	0.00%
18) <i>Percent Disbursed for Public Services Not related to Coronavirus (line 15 / line 1)</i>	0.00%

E. Compliance with Planning and Administration (P/A) Cap

19) Disbursed in IDIS for P/A from Grant	\$421,416.97
20) Percent of funds disbursed to date for P/A (line 19 / line 1)	8.80%

F. Overall Low and Moderate Income Benefit

21) Drawn to Benefit LMI persons and households (minus noncountable amounts, line 22)	\$3,623,528.29
22) Noncountable amounts drawn: Non-LMI Portion of LMH activities	
23) Drawn to Prevent/Eliminate Slum/Blight	
24) Drawn to Address Urgent Needs	\$673,405.08

U.S. Department of Housing and Urban Development
Office of Community Planning and Development
Integrated Disbursement and Information System

DATE: 08-06-25

TIME: 7:25

PAGE: 37

25) Total disbursements subject to overall LMI benefit (sum of lines 21, 22, 23 and 24)	\$4,296,933.37
26) Percent Low and moderate income benefit, to date (line 21 / line 25)	84.33%

U.S. Department of Housing and Urban Development
Office of Community Planning and Development
Integrated Disbursement and Information System
Grant Number B07DC380001

DATE: 08-06-25
TIME: 7:25
PAGE: 38

A. Sources of State CDBG Funds

1) State Allocation	\$4,935,015.00
2) Grant funds returned to line of credit	
3) Grant funds returned to local account	

B. State CDBG Resources by Use

4) Obligated to recipients	\$4,957,580.16
5) Set aside for State Administration	
6) Set aside for Technical Assistance	\$49,350.00

C. Expenditures of State CDBG Resources

7) Drawn for State Administration	
8) Drawn for Technical Assistance	\$49,350.00
9) Drawn for Section 108 Repayments	
10) Drawn for all other activities	\$4,908,230.16
11) <i>Disbursed for Coronavirus-related Activities</i>	
12) <i>Disbursed for Activities Not related to Coronavirus</i>	\$4,957,580.16

D. Compliance with Public Service (PS) Cap

13) Disbursed in IDIS for ALL PS	
14) <i>Disbursed for Coronavirus-related Public Services</i>	
15) <i>Disbursed for Public Services Not related to Coronavirus</i>	
16) Percent of funds disbursed to date for PS (line 13 / line 1)	0.00%
17) <i>Percent Disbursed for Coronavirus-related Public Services (line 14 / line 1)</i>	0.00%
18) <i>Percent Disbursed for Public Services Not related to Coronavirus (line 15 / line 1)</i>	0.00%

E. Compliance with Planning and Administration (P/A) Cap

19) Disbursed in IDIS for P/A from Grant	\$520,792.88
20) Percent of funds disbursed to date for P/A (line 19 / line 1)	10.55%

F. Overall Low and Moderate Income Benefit

21) Drawn to Benefit LMI persons and households (minus noncountable amounts, line 22)	\$3,789,278.69
22) Noncountable amounts drawn: Non-LMI Portion of LMH activities	\$14,400.00
23) Drawn to Prevent/Eliminate Slum/Blight	
24) Drawn to Address Urgent Needs	\$611,298.59

U.S. Department of Housing and Urban Development
Office of Community Planning and Development
Integrated Disbursement and Information System

DATE: 08-06-25

TIME: 7:25

PAGE: 39

25) Total disbursements subject to overall LMI benefit (sum of lines 21, 22, 23 and 24)	\$4,414,977.28
26) Percent Low and moderate income benefit, to date (line 21 / line 25)	85.83%

U.S. Department of Housing and Urban Development
Office of Community Planning and Development
Integrated Disbursement and Information System
Grant Number B06DC380001

DATE: 08-06-25
TIME: 7:25
PAGE: 40

A. Sources of State CDBG Funds

1) State Allocation	\$4,903,705.00
2) Grant funds returned to line of credit	
3) Grant funds returned to local account	

B. State CDBG Resources by Use

4) Obligated to recipients	\$4,881,628.63
5) Set aside for State Administration	
6) Set aside for Technical Assistance	\$49,037.00

C. Expenditures of State CDBG Resources

7) Drawn for State Administration	
8) Drawn for Technical Assistance	\$49,037.00
9) Drawn for Section 108 Repayments	
10) Drawn for all other activities	\$4,832,591.63
11) <i>Disbursed for Coronavirus-related Activities</i>	
12) <i>Disbursed for Activities Not related to Coronavirus</i>	\$4,881,628.63

D. Compliance with Public Service (PS) Cap

13) Disbursed in IDIS for ALL PS	
14) <i>Disbursed for Coronavirus-related Public Services</i>	
15) <i>Disbursed for Public Services Not related to Coronavirus</i>	
16) Percent of funds disbursed to date for PS (line 13 / line 1)	0.00%
17) <i>Percent Disbursed for Coronavirus-related Public Services (line 14 / line 1)</i>	0.00%
18) <i>Percent Disbursed for Public Services Not related to Coronavirus (line 15 / line 1)</i>	0.00%

E. Compliance with Planning and Administration (P/A) Cap

19) Disbursed in IDIS for P/A from Grant	\$481,091.78
20) Percent of funds disbursed to date for P/A (line 19 / line 1)	9.81%

F. Overall Low and Moderate Income Benefit

21) Drawn to Benefit LMI persons and households (minus noncountable amounts, line 22)	\$4,114,145.15
22) Noncountable amounts drawn: Non-LMI Portion of LMH activities	
23) Drawn to Prevent/Eliminate Slum/Blight	
24) Drawn to Address Urgent Needs	\$237,354.70

U.S. Department of Housing and Urban Development
Office of Community Planning and Development
Integrated Disbursement and Information System

DATE: 08-06-25

TIME: 7:25

PAGE: 41

25) Total disbursements subject to overall LMI benefit (sum of lines 21, 22, 23 and 24)	\$4,351,499.85
26) Percent Low and moderate income benefit, to date (line 21 / line 25)	94.55%

U.S. Department of Housing and Urban Development
Office of Community Planning and Development
Integrated Disbursement and Information System
Grant Number B05DC380001

DATE: 08-06-25
TIME: 7:25
PAGE: 42

A. Sources of State CDBG Funds

1) State Allocation	\$5,436,827.00
2) Grant funds returned to line of credit	
3) Grant funds returned to local account	

B. State CDBG Resources by Use

4) Obligated to recipients	\$5,376,076.50
5) Set aside for State Administration	
6) Set aside for Technical Assistance	\$54,368.00

C. Expenditures of State CDBG Resources

7) Drawn for State Administration	
8) Drawn for Technical Assistance	\$54,368.00
9) Drawn for Section 108 Repayments	
10) Drawn for all other activities	\$5,321,708.50
11) <i>Disbursed for Coronavirus-related Activities</i>	
12) <i>Disbursed for Activities Not related to Coronavirus</i>	\$5,376,076.50

D. Compliance with Public Service (PS) Cap

13) Disbursed in IDIS for ALL PS	
14) <i>Disbursed for Coronavirus-related Public Services</i>	
15) <i>Disbursed for Public Services Not related to Coronavirus</i>	
16) Percent of funds disbursed to date for PS (line 13 / line 1)	0.00%
17) <i>Percent Disbursed for Coronavirus-related Public Services (line 14 / line 1)</i>	0.00%
18) <i>Percent Disbursed for Public Services Not related to Coronavirus (line 15 / line 1)</i>	0.00%

E. Compliance with Planning and Administration (P/A) Cap

19) Disbursed in IDIS for P/A from Grant	\$543,976.64
20) Percent of funds disbursed to date for P/A (line 19 / line 1)	10.01%

F. Overall Low and Moderate Income Benefit

21) Drawn to Benefit LMI persons and households (minus noncountable amounts, line 22)	\$4,384,130.52
22) Noncountable amounts drawn: Non-LMI Portion of LMH activities	\$9,928.35
23) Drawn to Prevent/Eliminate Slum/Blight	
24) Drawn to Address Urgent Needs	\$386,172.99

U.S. Department of Housing and Urban Development
Office of Community Planning and Development
Integrated Disbursement and Information System

DATE: 08-06-25

TIME: 7:25

PAGE: 43

25)	Total disbursements subject to overall LMI benefit (sum of lines 21, 22, 23 and 24)	\$4,780,231.86
26)	Percent Low and moderate income benefit, to date (line 21 / line 25)	91.71%

U.S. Department of Housing and Urban Development
Office of Community Planning and Development
Integrated Disbursement and Information System
Grant Number B04DC380001

DATE: 08-06-25
TIME: 7:25
PAGE: 44

A. Sources of State CDBG Funds

1) State Allocation	\$5,718,232.00
2) Grant funds returned to line of credit	
3) Grant funds returned to local account	

B. State CDBG Resources by Use

4) Obligated to recipients	\$5,791,137.60
5) Set aside for State Administration	
6) Set aside for Technical Assistance	\$57,182.00

C. Expenditures of State CDBG Resources

7) Drawn for State Administration	
8) Drawn for Technical Assistance	\$57,182.00
9) Drawn for Section 108 Repayments	
10) Drawn for all other activities	\$5,733,955.60
11) <i>Disbursed for Coronavirus-related Activities</i>	
12) <i>Disbursed for Activities Not related to Coronavirus</i>	\$5,791,137.60

D. Compliance with Public Service (PS) Cap

13) Disbursed in IDIS for ALL PS	
14) <i>Disbursed for Coronavirus-related Public Services</i>	
15) <i>Disbursed for Public Services Not related to Coronavirus</i>	
16) Percent of funds disbursed to date for PS (line 13 / line 1)	0.00%
17) <i>Percent Disbursed for Coronavirus-related Public Services (line 14 / line 1)</i>	0.00%
18) <i>Percent Disbursed for Public Services Not related to Coronavirus (line 15 / line 1)</i>	0.00%

E. Compliance with Planning and Administration (P/A) Cap

19) Disbursed in IDIS for P/A from Grant	\$404,116.54
20) Percent of funds disbursed to date for P/A (line 19 / line 1)	7.07%

F. Overall Low and Moderate Income Benefit

21) Drawn to Benefit LMI persons and households (minus noncountable amounts, line 22)	\$5,299,085.39
22) Noncountable amounts drawn: Non-LMI Portion of LMH activities	
23) Drawn to Prevent/Eliminate Slum/Blight	
24) Drawn to Address Urgent Needs	\$30,753.67

U.S. Department of Housing and Urban Development
Office of Community Planning and Development
Integrated Disbursement and Information System

DATE: 08-06-25

TIME: 7:25

PAGE: 45

25) Total disbursements subject to overall LMI benefit (sum of lines 21, 22, 23 and 24)	\$5,329,839.06
26) Percent Low and moderate income benefit, to date (line 21 / line 25)	99.42%

U.S. Department of Housing and Urban Development
Office of Community Planning and Development
Integrated Disbursement and Information System
Grant Number B03DC380001

DATE: 08-06-25
TIME: 7:25
PAGE: 46

A. Sources of State CDBG Funds

1) State Allocation	\$5,632,000.00
2) Grant funds returned to line of credit	
3) Grant funds returned to local account	

B. State CDBG Resources by Use

4) Obligated to recipients	\$5,606,684.37
5) Set aside for State Administration	
6) Set aside for Technical Assistance	\$56,320.00

C. Expenditures of State CDBG Resources

7) Drawn for State Administration	
8) Drawn for Technical Assistance	\$56,320.00
9) Drawn for Section 108 Repayments	
10) Drawn for all other activities	\$5,550,364.37
11) <i>Disbursed for Coronavirus-related Activities</i>	
12) <i>Disbursed for Activities Not related to Coronavirus</i>	\$5,606,684.37

D. Compliance with Public Service (PS) Cap

13) Disbursed in IDIS for ALL PS	\$24,130.00
14) <i>Disbursed for Coronavirus-related Public Services</i>	
15) <i>Disbursed for Public Services Not related to Coronavirus</i>	\$24,130.00
16) Percent of funds disbursed to date for PS (line 13 / line 1)	0.43%
17) <i>Percent Disbursed for Coronavirus-related Public Services (line 14 / line 1)</i>	0.00%
18) <i>Percent Disbursed for Public Services Not related to Coronavirus (line 15 / line 1)</i>	0.43%

E. Compliance with Planning and Administration (P/A) Cap

19) Disbursed in IDIS for P/A from Grant	\$508,926.49
20) Percent of funds disbursed to date for P/A (line 19 / line 1)	9.04%

F. Overall Low and Moderate Income Benefit

21) Drawn to Benefit LMI persons and households (minus noncountable amounts, line 22)	\$4,279,558.67
22) Noncountable amounts drawn: Non-LMI Portion of LMH activities	
23) Drawn to Prevent/Eliminate Slum/Blight	\$175,000.00
24) Drawn to Address Urgent Needs	\$586,879.21

U.S. Department of Housing and Urban Development
Office of Community Planning and Development
Integrated Disbursement and Information System

DATE: 08-06-25

TIME: 7:25

PAGE: 47

25)	Total disbursements subject to overall LMI benefit (sum of lines 21, 22, 23 and 24)	\$5,041,437.88
26)	Percent Low and moderate income benefit, to date (line 21 / line 25)	84.89%

U.S. Department of Housing and Urban Development
Office of Community Planning and Development
Integrated Disbursement and Information System
Grant Number B02DC380001

DATE: 08-06-25
TIME: 7:25
PAGE: 48

A. Sources of State CDBG Funds

1) State Allocation	\$6,410,000.00
2) Grant funds returned to line of credit	
3) Grant funds returned to local account	

B. State CDBG Resources by Use

4) Obligated to recipients	\$6,402,156.62
5) Set aside for State Administration	
6) Set aside for Technical Assistance	\$64,100.00

C. Expenditures of State CDBG Resources

7) Drawn for State Administration	
8) Drawn for Technical Assistance	\$64,100.00
9) Drawn for Section 108 Repayments	
10) Drawn for all other activities	\$6,338,056.62
11) <i>Disbursed for Coronavirus-related Activities</i>	
12) <i>Disbursed for Activities Not related to Coronavirus</i>	\$6,402,156.62

D. Compliance with Public Service (PS) Cap

13) Disbursed in IDIS for ALL PS	\$43,527.00
14) <i>Disbursed for Coronavirus-related Public Services</i>	
15) <i>Disbursed for Public Services Not related to Coronavirus</i>	\$43,527.00
16) Percent of funds disbursed to date for PS (line 13 / line 1)	0.68%
17) <i>Percent Disbursed for Coronavirus-related Public Services (line 14 / line 1)</i>	0.00%
18) <i>Percent Disbursed for Public Services Not related to Coronavirus (line 15 / line 1)</i>	0.68%

E. Compliance with Planning and Administration (P/A) Cap

19) Disbursed in IDIS for P/A from Grant	\$597,410.57
20) Percent of funds disbursed to date for P/A (line 19 / line 1)	9.32%

F. Overall Low and Moderate Income Benefit

21) Drawn to Benefit LMI persons and households (minus noncountable amounts, line 22)	\$5,409,073.97
22) Noncountable amounts drawn: Non-LMI Portion of LMH activities	
23) Drawn to Prevent/Eliminate Slum/Blight	
24) Drawn to Address Urgent Needs	\$344,172.08

U.S. Department of Housing and Urban Development
Office of Community Planning and Development
Integrated Disbursement and Information System

DATE: 08-06-25

TIME: 7:25

PAGE: 49

25) Total disbursements subject to overall LMI benefit (sum of lines 21, 22, 23 and 24)	\$5,753,246.05
26) Percent Low and moderate income benefit, to date (line 21 / line 25)	94.02%

U.S. Department of Housing and Urban Development
Office of Community Planning and Development
Integrated Disbursement and Information System
Grant Number B01DC380001

DATE: 08-06-25
TIME: 7:25
PAGE: 50

A. Sources of State CDBG Funds

1) State Allocation	\$6,463,000.00
2) Grant funds returned to line of credit	
3) Grant funds returned to local account	

B. State CDBG Resources by Use

4) Obligated to recipients	\$6,465,422.81
5) Set aside for State Administration	
6) Set aside for Technical Assistance	\$64,630.00

C. Expenditures of State CDBG Resources

7) Drawn for State Administration	
8) Drawn for Technical Assistance	\$64,630.00
9) Drawn for Section 108 Repayments	
10) Drawn for all other activities	\$6,400,792.81
11) <i>Disbursed for Coronavirus-related Activities</i>	
12) <i>Disbursed for Activities Not related to Coronavirus</i>	\$6,465,422.81

D. Compliance with Public Service (PS) Cap

13) Disbursed in IDIS for ALL PS	\$149,557.00
14) <i>Disbursed for Coronavirus-related Public Services</i>	
15) <i>Disbursed for Public Services Not related to Coronavirus</i>	\$149,557.00
16) Percent of funds disbursed to date for PS (line 13 / line 1)	2.31%
17) <i>Percent Disbursed for Coronavirus-related Public Services (line 14 / line 1)</i>	0.00%
18) <i>Percent Disbursed for Public Services Not related to Coronavirus (line 15 / line 1)</i>	2.31%

E. Compliance with Planning and Administration (P/A) Cap

19) Disbursed in IDIS for P/A from Grant	\$523,316.29
20) Percent of funds disbursed to date for P/A (line 19 / line 1)	8.10%

F. Overall Low and Moderate Income Benefit

21) Drawn to Benefit LMI persons and households (minus noncountable amounts, line 22)	\$5,723,110.65
22) Noncountable amounts drawn: Non-LMI Portion of LMH activities	
23) Drawn to Prevent/Eliminate Slum/Blight	
24) Drawn to Address Urgent Needs	\$169,465.87

U.S. Department of Housing and Urban Development
Office of Community Planning and Development
Integrated Disbursement and Information System

DATE: 08-06-25

TIME: 7:25

PAGE: 51

25) Total disbursements subject to overall LMI benefit (sum of lines 21, 22, 23 and 24)	\$5,892,576.52
26) Percent Low and moderate income benefit, to date (line 21 / line 25)	97.12%

U.S. Department of Housing and Urban Development
Office of Community Planning and Development
Integrated Disbursement and Information System
Grant Number B00DC380001

DATE: 08-06-25
TIME: 7:25
PAGE: 52

A. Sources of State CDBG Funds

1) State Allocation	\$6,221,000.00
2) Grant funds returned to line of credit	
3) Grant funds returned to local account	

B. State CDBG Resources by Use

4) Obligated to recipients	\$7,336,021.33
5) Set aside for State Administration	
6) Set aside for Technical Assistance	

C. Expenditures of State CDBG Resources

7) Drawn for State Administration	
8) Drawn for Technical Assistance	
9) Drawn for Section 108 Repayments	
10) Drawn for all other activities	\$7,336,021.33
11) <i>Disbursed for Coronavirus-related Activities</i>	
12) <i>Disbursed for Activities Not related to Coronavirus</i>	\$7,336,021.33

D. Compliance with Public Service (PS) Cap

13) Disbursed in IDIS for ALL PS	\$156,000.00
14) <i>Disbursed for Coronavirus-related Public Services</i>	
15) <i>Disbursed for Public Services Not related to Coronavirus</i>	\$156,000.00
16) Percent of funds disbursed to date for PS (line 13 / line 1)	2.51%
17) <i>Percent Disbursed for Coronavirus-related Public Services (line 14 / line 1)</i>	0.00%
18) <i>Percent Disbursed for Public Services Not related to Coronavirus (line 15 / line 1)</i>	2.51%

E. Compliance with Planning and Administration (P/A) Cap

19) Disbursed in IDIS for P/A from Grant	\$694,267.72
20) Percent of funds disbursed to date for P/A (line 19 / line 1)	11.16%

F. Overall Low and Moderate Income Benefit

21) Drawn to Benefit LMI persons and households (minus noncountable amounts, line 22)	\$6,566,501.63
22) Noncountable amounts drawn: Non-LMI Portion of LMH activities	\$6,250.00
23) Drawn to Prevent/Eliminate Slum/Blight	
24) Drawn to Address Urgent Needs	\$69,001.98

U.S. Department of Housing and Urban Development
Office of Community Planning and Development
Integrated Disbursement and Information System

DATE: 08-06-25

TIME: 7:25

PAGE: 53

25)	Total disbursements subject to overall LMI benefit (sum of lines 21, 22, 23 and 24)	\$6,641,753.61
26)	Percent Low and moderate income benefit, to date (line 21 / line 25)	98.87%

U.S. Department of Housing and Urban Development
Office of Community Planning and Development
Integrated Disbursement and Information System
Grant Number B99DC380001

DATE: 08-06-25
TIME: 7:25
PAGE: 54

A. Sources of State CDBG Funds

1) State Allocation	\$6,207,000.00
2) Grant funds returned to line of credit	
3) Grant funds returned to local account	

B. State CDBG Resources by Use

4) Obligated to recipients	\$5,228,494.40
5) Set aside for State Administration	
6) Set aside for Technical Assistance	\$62,070.00

C. Expenditures of State CDBG Resources

7) Drawn for State Administration	
8) Drawn for Technical Assistance	\$62,070.00
9) Drawn for Section 108 Repayments	
10) Drawn for all other activities	\$5,166,424.40
11) <i>Disbursed for Coronavirus-related Activities</i>	
12) <i>Disbursed for Activities Not related to Coronavirus</i>	\$5,228,494.40

D. Compliance with Public Service (PS) Cap

13) Disbursed in IDIS for ALL PS	\$45,000.00
14) <i>Disbursed for Coronavirus-related Public Services</i>	
15) <i>Disbursed for Public Services Not related to Coronavirus</i>	\$45,000.00
16) Percent of funds disbursed to date for PS (line 13 / line 1)	0.72%
17) <i>Percent Disbursed for Coronavirus-related Public Services (line 14 / line 1)</i>	0.00%
18) <i>Percent Disbursed for Public Services Not related to Coronavirus (line 15 / line 1)</i>	0.72%

E. Compliance with Planning and Administration (P/A) Cap

19) Disbursed in IDIS for P/A from Grant	\$2,487,201.77
20) Percent of funds disbursed to date for P/A (line 19 / line 1)	40.07%

F. Overall Low and Moderate Income Benefit

21) Drawn to Benefit LMI persons and households (minus noncountable amounts, line 22)	\$2,165,151.82
22) Noncountable amounts drawn: Non-LMI Portion of LMH activities	\$17,670.81
23) Drawn to Prevent/Eliminate Slum/Blight	
24) Drawn to Address Urgent Needs	\$500,000.00

U.S. Department of Housing and Urban Development
Office of Community Planning and Development
Integrated Disbursement and Information System

DATE: 08-06-25

TIME: 7:25

PAGE: 55

25)	Total disbursements subject to overall LMI benefit (sum of lines 21, 22, 23 and 24)	\$2,682,822.63
26)	Percent Low and moderate income benefit, to date (line 21 / line 25)	80.70%

U.S. Department of Housing and Urban Development
Office of Community Planning and Development
Integrated Disbursement and Information System
Grant Number B98DC380001

DATE: 08-06-25
TIME: 7:25
PAGE: 56

A. Sources of State CDBG Funds

1) State Allocation	\$6,147,000.00
2) Grant funds returned to line of credit	
3) Grant funds returned to local account	

B. State CDBG Resources by Use

4) Obligated to recipients	\$6,140,146.19
5) Set aside for State Administration	
6) Set aside for Technical Assistance	\$42,200.64

C. Expenditures of State CDBG Resources

7) Drawn for State Administration	
8) Drawn for Technical Assistance	\$42,200.64
9) Drawn for Section 108 Repayments	
10) Drawn for all other activities	\$6,097,945.55
11) <i>Disbursed for Coronavirus-related Activities</i>	
12) <i>Disbursed for Activities Not related to Coronavirus</i>	\$6,140,146.19

D. Compliance with Public Service (PS) Cap

13) Disbursed in IDIS for ALL PS	
14) <i>Disbursed for Coronavirus-related Public Services</i>	
15) <i>Disbursed for Public Services Not related to Coronavirus</i>	
16) Percent of funds disbursed to date for PS (line 13 / line 1)	0.00%
17) <i>Percent Disbursed for Coronavirus-related Public Services (line 14 / line 1)</i>	0.00%
18) <i>Percent Disbursed for Public Services Not related to Coronavirus (line 15 / line 1)</i>	0.00%

E. Compliance with Planning and Administration (P/A) Cap

19) Disbursed in IDIS for P/A from Grant	\$3,427,987.77
20) Percent of funds disbursed to date for P/A (line 19 / line 1)	55.77%

F. Overall Low and Moderate Income Benefit

21) Drawn to Benefit LMI persons and households (minus noncountable amounts, line 22)	\$2,666,603.71
22) Noncountable amounts drawn: Non-LMI Portion of LMH activities	
23) Drawn to Prevent/Eliminate Slum/Blight	
24) Drawn to Address Urgent Needs	\$3,354.07

U.S. Department of Housing and Urban Development
Office of Community Planning and Development
Integrated Disbursement and Information System

DATE: 08-06-25

TIME: 7:25

PAGE: 57

25) Total disbursements subject to overall LMI benefit (sum of lines 21, 22, 23 and 24)	\$2,669,957.78
26) Percent Low and moderate income benefit, to date (line 21 / line 25)	99.87%

U.S. Department of Housing and Urban Development
Office of Community Planning and Development
Integrated Disbursement and Information System
Grant Number B97DC380001

DATE: 08-06-25
TIME: 7:25
PAGE: 58

A. Sources of State CDBG Funds

1) State Allocation	\$6,303,000.00
2) Grant funds returned to line of credit	
3) Grant funds returned to local account	

B. State CDBG Resources by Use

4) Obligated to recipients	\$6,293,000.00
5) Set aside for State Administration	
6) Set aside for Technical Assistance	

C. Expenditures of State CDBG Resources

7) Drawn for State Administration	
8) Drawn for Technical Assistance	
9) Drawn for Section 108 Repayments	
10) Drawn for all other activities	\$6,293,000.00
11) <i>Disbursed for Coronavirus-related Activities</i>	
12) <i>Disbursed for Activities Not related to Coronavirus</i>	\$6,293,000.00

D. Compliance with Public Service (PS) Cap

13) Disbursed in IDIS for ALL PS	
14) <i>Disbursed for Coronavirus-related Public Services</i>	
15) <i>Disbursed for Public Services Not related to Coronavirus</i>	
16) Percent of funds disbursed to date for PS (line 13 / line 1)	0.00%
17) <i>Percent Disbursed for Coronavirus-related Public Services (line 14 / line 1)</i>	0.00%
18) <i>Percent Disbursed for Public Services Not related to Coronavirus (line 15 / line 1)</i>	0.00%

E. Compliance with Planning and Administration (P/A) Cap

19) Disbursed in IDIS for P/A from Grant	\$6,208,563.65
20) Percent of funds disbursed to date for P/A (line 19 / line 1)	98.50%

F. Overall Low and Moderate Income Benefit

21) Drawn to Benefit LMI persons and households (minus noncountable amounts, line 22)	\$90,436.35
22) Noncountable amounts drawn: Non-LMI Portion of LMH activities	
23) Drawn to Prevent/Eliminate Slum/Blight	
24) Drawn to Address Urgent Needs	

U.S. Department of Housing and Urban Development
Office of Community Planning and Development
Integrated Disbursement and Information System

DATE: 08-06-25

TIME: 7:25

PAGE: 59

25)	Total disbursements subject to overall LMI benefit (sum of lines 21, 22, 23 and 24)	\$90,436.35
26)	Percent Low and moderate income benefit, to date (line 21 / line 25)	100.00%

U.S. Department of Housing and Urban Development
Office of Community Planning and Development
Integrated Disbursement and Information System
Grant Number B96DC380001

DATE: 08-06-25
TIME: 7:25
PAGE: 60

A. Sources of State CDBG Funds

1) State Allocation	\$6,383,000.00
2) Grant funds returned to line of credit	
3) Grant funds returned to local account	

B. State CDBG Resources by Use

4) Obligated to recipients	\$6,279,313.20
5) Set aside for State Administration	
6) Set aside for Technical Assistance	

C. Expenditures of State CDBG Resources

7) Drawn for State Administration	
8) Drawn for Technical Assistance	
9) Drawn for Section 108 Repayments	
10) Drawn for all other activities	\$6,279,313.20
11) <i>Disbursed for Coronavirus-related Activities</i>	
12) <i>Disbursed for Activities Not related to Coronavirus</i>	\$6,279,313.20

D. Compliance with Public Service (PS) Cap

13) Disbursed in IDIS for ALL PS	
14) <i>Disbursed for Coronavirus-related Public Services</i>	
15) <i>Disbursed for Public Services Not related to Coronavirus</i>	
16) Percent of funds disbursed to date for PS (line 13 / line 1)	0.00%
17) <i>Percent Disbursed for Coronavirus-related Public Services (line 14 / line 1)</i>	0.00%
18) <i>Percent Disbursed for Public Services Not related to Coronavirus (line 15 / line 1)</i>	0.00%

E. Compliance with Planning and Administration (P/A) Cap

19) Disbursed in IDIS for P/A from Grant	\$6,132,279.65
20) Percent of funds disbursed to date for P/A (line 19 / line 1)	96.07%

F. Overall Low and Moderate Income Benefit

21) Drawn to Benefit LMI persons and households (minus noncountable amounts, line 22)	\$147,033.55
22) Noncountable amounts drawn: Non-LMI Portion of LMH activities	
23) Drawn to Prevent/Eliminate Slum/Blight	
24) Drawn to Address Urgent Needs	

U.S. Department of Housing and Urban Development
Office of Community Planning and Development
Integrated Disbursement and Information System

DATE: 08-06-25

TIME: 7:25

PAGE: 61

25)	Total disbursements subject to overall LMI benefit (sum of lines 21, 22, 23 and 24)	\$147,033.55
26)	Percent Low and moderate income benefit, to date (line 21 / line 25)	100.00%

U.S. Department of Housing and Urban Development
Office of Community Planning and Development
Integrated Disbursement and Information System
Grant Number B95DC380001

DATE: 08-06-25
TIME: 7:25
PAGE: 62

A. Sources of State CDBG Funds

1) State Allocation	\$6,550,000.00
2) Grant funds returned to line of credit	
3) Grant funds returned to local account	

B. State CDBG Resources by Use

4) Obligated to recipients	\$6,548,351.00
5) Set aside for State Administration	
6) Set aside for Technical Assistance	

C. Expenditures of State CDBG Resources

7) Drawn for State Administration	
8) Drawn for Technical Assistance	
9) Drawn for Section 108 Repayments	
10) Drawn for all other activities	\$6,548,351.00
11) <i>Disbursed for Coronavirus-related Activities</i>	
12) <i>Disbursed for Activities Not related to Coronavirus</i>	\$6,548,351.00

D. Compliance with Public Service (PS) Cap

13) Disbursed in IDIS for ALL PS	\$4,097.00
14) <i>Disbursed for Coronavirus-related Public Services</i>	
15) <i>Disbursed for Public Services Not related to Coronavirus</i>	\$4,097.00
16) Percent of funds disbursed to date for PS (line 13 / line 1)	0.06%
17) <i>Percent Disbursed for Coronavirus-related Public Services (line 14 / line 1)</i>	0.00%
18) <i>Percent Disbursed for Public Services Not related to Coronavirus (line 15 / line 1)</i>	0.06%

E. Compliance with Planning and Administration (P/A) Cap

19) Disbursed in IDIS for P/A from Grant	\$6,543,318.70
20) Percent of funds disbursed to date for P/A (line 19 / line 1)	99.90%

F. Overall Low and Moderate Income Benefit

21) Drawn to Benefit LMI persons and households (minus noncountable amounts, line 22)	\$5,032.30
22) Noncountable amounts drawn: Non-LMI Portion of LMH activities	
23) Drawn to Prevent/Eliminate Slum/Blight	
24) Drawn to Address Urgent Needs	

U.S. Department of Housing and Urban Development
Office of Community Planning and Development
Integrated Disbursement and Information System

DATE: 08-06-25

TIME: 7:25

PAGE: 63

25)	Total disbursements subject to overall LMI benefit (sum of lines 21, 22, 23 and 24)	\$5,032.30
26)	Percent Low and moderate income benefit, to date (line 21 / line 25)	100.00%

U.S. Department of Housing and Urban Development
Office of Community Planning and Development
Integrated Disbursement and Information System
Grant Number B94DC380001

DATE: 08-06-25
TIME: 7:25
PAGE: 64

A. Sources of State CDBG Funds

1) State Allocation	\$6,718,000.00
2) Grant funds returned to line of credit	
3) Grant funds returned to local account	

B. State CDBG Resources by Use

4) Obligated to recipients	\$6,703,500.00
5) Set aside for State Administration	
6) Set aside for Technical Assistance	

C. Expenditures of State CDBG Resources

7) Drawn for State Administration	
8) Drawn for Technical Assistance	
9) Drawn for Section 108 Repayments	
10) Drawn for all other activities	\$6,703,500.00
11) <i>Disbursed for Coronavirus-related Activities</i>	
12) <i>Disbursed for Activities Not related to Coronavirus</i>	\$6,703,500.00

D. Compliance with Public Service (PS) Cap

13) Disbursed in IDIS for ALL PS	
14) <i>Disbursed for Coronavirus-related Public Services</i>	
15) <i>Disbursed for Public Services Not related to Coronavirus</i>	
16) Percent of funds disbursed to date for PS (line 13 / line 1)	0.00%
17) <i>Percent Disbursed for Coronavirus-related Public Services (line 14 / line 1)</i>	0.00%
18) <i>Percent Disbursed for Public Services Not related to Coronavirus (line 15 / line 1)</i>	0.00%

E. Compliance with Planning and Administration (P/A) Cap

19) Disbursed in IDIS for P/A from Grant	\$6,686,587.93
20) Percent of funds disbursed to date for P/A (line 19 / line 1)	99.53%

F. Overall Low and Moderate Income Benefit

21) Drawn to Benefit LMI persons and households (minus noncountable amounts, line 22)	\$8,722.00
22) Noncountable amounts drawn: Non-LMI Portion of LMH activities	
23) Drawn to Prevent/Eliminate Slum/Blight	
24) Drawn to Address Urgent Needs	\$8,190.07

U.S. Department of Housing and Urban Development
Office of Community Planning and Development
Integrated Disbursement and Information System

DATE: 08-06-25

TIME: 7:25

PAGE: 65

25)	Total disbursements subject to overall LMI benefit (sum of lines 21, 22, 23 and 24)	\$16,912.07
26)	Percent Low and moderate income benefit, to date (line 21 / line 25)	51.57%

U.S. Department of Housing and Urban Development
Office of Community Planning and Development
Integrated Disbursement and Information System
Grant Number B93DC380001

DATE: 08-06-25
TIME: 7:25
PAGE: 66

A. Sources of State CDBG Funds

1) State Allocation	\$6,046,000.00
2) Grant funds returned to line of credit	
3) Grant funds returned to local account	

B. State CDBG Resources by Use

4) Obligated to recipients	\$6,046,000.00
5) Set aside for State Administration	
6) Set aside for Technical Assistance	

C. Expenditures of State CDBG Resources

7) Drawn for State Administration	
8) Drawn for Technical Assistance	
9) Drawn for Section 108 Repayments	
10) Drawn for all other activities	\$6,046,000.00
11) <i>Disbursed for Coronavirus-related Activities</i>	
12) <i>Disbursed for Activities Not related to Coronavirus</i>	\$6,046,000.00

D. Compliance with Public Service (PS) Cap

13) Disbursed in IDIS for ALL PS	
14) <i>Disbursed for Coronavirus-related Public Services</i>	
15) <i>Disbursed for Public Services Not related to Coronavirus</i>	
16) Percent of funds disbursed to date for PS (line 13 / line 1)	0.00%
17) <i>Percent Disbursed for Coronavirus-related Public Services (line 14 / line 1)</i>	0.00%
18) <i>Percent Disbursed for Public Services Not related to Coronavirus (line 15 / line 1)</i>	0.00%

E. Compliance with Planning and Administration (P/A) Cap

19) Disbursed in IDIS for P/A from Grant	\$6,046,000.00
20) Percent of funds disbursed to date for P/A (line 19 / line 1)	100.00%

F. Overall Low and Moderate Income Benefit

21) Drawn to Benefit LMI persons and households (minus noncountable amounts, line 22)	\$0.00
22) Noncountable amounts drawn: Non-LMI Portion of LMH activities	
23) Drawn to Prevent/Eliminate Slum/Blight	
24) Drawn to Address Urgent Needs	

U.S. Department of Housing and Urban Development
Office of Community Planning and Development
Integrated Disbursement and Information System

DATE: 08-06-25

TIME: 7:25

PAGE: 67

25)	Total disbursements subject to overall LMI benefit (sum of lines 21, 22, 23 and 24)	\$0.00
26)	Percent Low and moderate income benefit, to date (line 21 / line 25)	

U.S. Department of Housing and Urban Development
Office of Community Planning and Development
Integrated Disbursement and Information System
Grant Number B92DC380001

DATE: 08-06-25
TIME: 7:25
PAGE: 68

A. Sources of State CDBG Funds

1) State Allocation	\$5,319,000.00
2) Grant funds returned to line of credit	
3) Grant funds returned to local account	

B. State CDBG Resources by Use

4) Obligated to recipients	\$5,319,000.00
5) Set aside for State Administration	
6) Set aside for Technical Assistance	

C. Expenditures of State CDBG Resources

7) Drawn for State Administration	
8) Drawn for Technical Assistance	
9) Drawn for Section 108 Repayments	
10) Drawn for all other activities	\$5,319,000.00
11) <i>Disbursed for Coronavirus-related Activities</i>	
12) <i>Disbursed for Activities Not related to Coronavirus</i>	\$5,319,000.00

D. Compliance with Public Service (PS) Cap

13) Disbursed in IDIS for ALL PS	
14) <i>Disbursed for Coronavirus-related Public Services</i>	
15) <i>Disbursed for Public Services Not related to Coronavirus</i>	
16) Percent of funds disbursed to date for PS (line 13 / line 1)	0.00%
17) <i>Percent Disbursed for Coronavirus-related Public Services (line 14 / line 1)</i>	0.00%
18) <i>Percent Disbursed for Public Services Not related to Coronavirus (line 15 / line 1)</i>	0.00%

E. Compliance with Planning and Administration (P/A) Cap

19) Disbursed in IDIS for P/A from Grant	\$5,319,000.00
20) Percent of funds disbursed to date for P/A (line 19 / line 1)	100.00%

F. Overall Low and Moderate Income Benefit

21) Drawn to Benefit LMI persons and households (minus noncountable amounts, line 22)	\$0.00
22) Noncountable amounts drawn: Non-LMI Portion of LMH activities	
23) Drawn to Prevent/Eliminate Slum/Blight	
24) Drawn to Address Urgent Needs	

U.S. Department of Housing and Urban Development
Office of Community Planning and Development
Integrated Disbursement and Information System

DATE: 08-06-25

TIME: 7:25

PAGE: 69

25)	Total disbursements subject to overall LMI benefit (sum of lines 21, 22, 23 and 24)	\$0.00
26)	Percent Low and moderate income benefit, to date (line 21 / line 25)	

U.S. Department of Housing and Urban Development
Office of Community Planning and Development
Integrated Disbursement and Information System
Grant Number B91DC380001

DATE: 08-06-25
TIME: 7:25
PAGE: 70

A. Sources of State CDBG Funds

1) State Allocation	\$5,055,000.00
2) Grant funds returned to line of credit	
3) Grant funds returned to local account	

B. State CDBG Resources by Use

4) Obligated to recipients	\$5,055,000.00
5) Set aside for State Administration	
6) Set aside for Technical Assistance	

C. Expenditures of State CDBG Resources

7) Drawn for State Administration	
8) Drawn for Technical Assistance	
9) Drawn for Section 108 Repayments	
10) Drawn for all other activities	\$5,055,000.00
11) <i>Disbursed for Coronavirus-related Activities</i>	
12) <i>Disbursed for Activities Not related to Coronavirus</i>	\$5,055,000.00

D. Compliance with Public Service (PS) Cap

13) Disbursed in IDIS for ALL PS	
14) <i>Disbursed for Coronavirus-related Public Services</i>	
15) <i>Disbursed for Public Services Not related to Coronavirus</i>	
16) Percent of funds disbursed to date for PS (line 13 / line 1)	0.00%
17) <i>Percent Disbursed for Coronavirus-related Public Services (line 14 / line 1)</i>	0.00%
18) <i>Percent Disbursed for Public Services Not related to Coronavirus (line 15 / line 1)</i>	0.00%

E. Compliance with Planning and Administration (P/A) Cap

19) Disbursed in IDIS for P/A from Grant	\$5,055,000.00
20) Percent of funds disbursed to date for P/A (line 19 / line 1)	100.00%

F. Overall Low and Moderate Income Benefit

21) Drawn to Benefit LMI persons and households (minus noncountable amounts, line 22)	\$0.00
22) Noncountable amounts drawn: Non-LMI Portion of LMH activities	
23) Drawn to Prevent/Eliminate Slum/Blight	
24) Drawn to Address Urgent Needs	

U.S. Department of Housing and Urban Development
Office of Community Planning and Development
Integrated Disbursement and Information System

DATE: 08-06-25

TIME: 7:25

PAGE: 71

25)	Total disbursements subject to overall LMI benefit (sum of lines 21, 22, 23 and 24)	\$0.00
26)	Percent Low and moderate income benefit, to date (line 21 / line 25)	

U.S. Department of Housing and Urban Development
Office of Community Planning and Development
Integrated Disbursement and Information System
Grant Number B90DC380001

DATE: 08-06-25
TIME: 7:25
PAGE: 72

A. Sources of State CDBG Funds

1) State Allocation	\$4,534,000.00
2) Grant funds returned to line of credit	
3) Grant funds returned to local account	

B. State CDBG Resources by Use

4) Obligated to recipients	\$4,534,000.00
5) Set aside for State Administration	
6) Set aside for Technical Assistance	

C. Expenditures of State CDBG Resources

7) Drawn for State Administration	
8) Drawn for Technical Assistance	
9) Drawn for Section 108 Repayments	
10) Drawn for all other activities	\$4,534,000.00
11) <i>Disbursed for Coronavirus-related Activities</i>	
12) <i>Disbursed for Activities Not related to Coronavirus</i>	\$4,534,000.00

D. Compliance with Public Service (PS) Cap

13) Disbursed in IDIS for ALL PS	
14) <i>Disbursed for Coronavirus-related Public Services</i>	
15) <i>Disbursed for Public Services Not related to Coronavirus</i>	
16) Percent of funds disbursed to date for PS (line 13 / line 1)	0.00%
17) <i>Percent Disbursed for Coronavirus-related Public Services (line 14 / line 1)</i>	0.00%
18) <i>Percent Disbursed for Public Services Not related to Coronavirus (line 15 / line 1)</i>	0.00%

E. Compliance with Planning and Administration (P/A) Cap

19) Disbursed in IDIS for P/A from Grant	\$4,534,000.00
20) Percent of funds disbursed to date for P/A (line 19 / line 1)	100.00%

F. Overall Low and Moderate Income Benefit

21) Drawn to Benefit LMI persons and households (minus noncountable amounts, line 22)	\$0.00
22) Noncountable amounts drawn: Non-LMI Portion of LMH activities	
23) Drawn to Prevent/Eliminate Slum/Blight	
24) Drawn to Address Urgent Needs	

U.S. Department of Housing and Urban Development
Office of Community Planning and Development
Integrated Disbursement and Information System

DATE: 08-06-25

TIME: 7:25

PAGE: 73

25)	Total disbursements subject to overall LMI benefit (sum of lines 21, 22, 23 and 24)	\$0.00
26)	Percent Low and moderate income benefit, to date (line 21 / line 25)	

U.S. Department of Housing and Urban Development
Office of Community Planning and Development
Integrated Disbursement and Information System
Grant Number B89DC380001

DATE: 08-06-25
TIME: 7:25
PAGE: 74

A. Sources of State CDBG Funds

1) State Allocation	\$4,708,000.00
2) Grant funds returned to line of credit	
3) Grant funds returned to local account	

B. State CDBG Resources by Use

4) Obligated to recipients	\$4,708,000.00
5) Set aside for State Administration	
6) Set aside for Technical Assistance	

C. Expenditures of State CDBG Resources

7) Drawn for State Administration	
8) Drawn for Technical Assistance	
9) Drawn for Section 108 Repayments	
10) Drawn for all other activities	\$4,708,000.00
11) <i>Disbursed for Coronavirus-related Activities</i>	
12) <i>Disbursed for Activities Not related to Coronavirus</i>	\$4,708,000.00

D. Compliance with Public Service (PS) Cap

13) Disbursed in IDIS for ALL PS	
14) <i>Disbursed for Coronavirus-related Public Services</i>	
15) <i>Disbursed for Public Services Not related to Coronavirus</i>	
16) Percent of funds disbursed to date for PS (line 13 / line 1)	0.00%
17) <i>Percent Disbursed for Coronavirus-related Public Services (line 14 / line 1)</i>	0.00%
18) <i>Percent Disbursed for Public Services Not related to Coronavirus (line 15 / line 1)</i>	0.00%

E. Compliance with Planning and Administration (P/A) Cap

19) Disbursed in IDIS for P/A from Grant	\$4,708,000.00
20) Percent of funds disbursed to date for P/A (line 19 / line 1)	100.00%

F. Overall Low and Moderate Income Benefit

21) Drawn to Benefit LMI persons and households (minus noncountable amounts, line 22)	\$0.00
22) Noncountable amounts drawn: Non-LMI Portion of LMH activities	
23) Drawn to Prevent/Eliminate Slum/Blight	
24) Drawn to Address Urgent Needs	

U.S. Department of Housing and Urban Development
Office of Community Planning and Development
Integrated Disbursement and Information System

25)	Total disbursements subject to overall LMI benefit (sum of lines 21, 22, 23 and 24)	\$0.00
26)	Percent Low and moderate income benefit, to date (line 21 / line 25)	

U.S. Department of Housing and Urban Development
Office of Community Planning and Development
Integrated Disbursement and Information System
Grant Number B88DC380001

DATE: 08-06-25
TIME: 7:25
PAGE: 76

A. Sources of State CDBG Funds

1) State Allocation	\$4,518,000.00
2) Grant funds returned to line of credit	
3) Grant funds returned to local account	

B. State CDBG Resources by Use

4) Obligated to recipients	\$4,518,000.00
5) Set aside for State Administration	
6) Set aside for Technical Assistance	

C. Expenditures of State CDBG Resources

7) Drawn for State Administration	
8) Drawn for Technical Assistance	
9) Drawn for Section 108 Repayments	
10) Drawn for all other activities	\$4,518,000.00
11) <i>Disbursed for Coronavirus-related Activities</i>	
12) <i>Disbursed for Activities Not related to Coronavirus</i>	\$4,518,000.00

D. Compliance with Public Service (PS) Cap

13) Disbursed in IDIS for ALL PS	
14) <i>Disbursed for Coronavirus-related Public Services</i>	
15) <i>Disbursed for Public Services Not related to Coronavirus</i>	
16) Percent of funds disbursed to date for PS (line 13 / line 1)	0.00%
17) <i>Percent Disbursed for Coronavirus-related Public Services (line 14 / line 1)</i>	0.00%
18) <i>Percent Disbursed for Public Services Not related to Coronavirus (line 15 / line 1)</i>	0.00%

E. Compliance with Planning and Administration (P/A) Cap

19) Disbursed in IDIS for P/A from Grant	\$4,518,000.00
20) Percent of funds disbursed to date for P/A (line 19 / line 1)	100.00%

F. Overall Low and Moderate Income Benefit

21) Drawn to Benefit LMI persons and households (minus noncountable amounts, line 22)	\$0.00
22) Noncountable amounts drawn: Non-LMI Portion of LMH activities	
23) Drawn to Prevent/Eliminate Slum/Blight	
24) Drawn to Address Urgent Needs	

U.S. Department of Housing and Urban Development
Office of Community Planning and Development
Integrated Disbursement and Information System

DATE: 08-06-25

TIME: 7:25

PAGE: 77

25)	Total disbursements subject to overall LMI benefit (sum of lines 21, 22, 23 and 24)	\$0.00
26)	Percent Low and moderate income benefit, to date (line 21 / line 25)	

U.S. Department of Housing and Urban Development
Office of Community Planning and Development
Integrated Disbursement and Information System
Grant Number B87DC380001

DATE: 08-06-25
TIME: 7:25
PAGE: 78

A. Sources of State CDBG Funds

1) State Allocation	\$4,703,000.00
2) Grant funds returned to line of credit	
3) Grant funds returned to local account	

B. State CDBG Resources by Use

4) Obligated to recipients	\$4,703,000.00
5) Set aside for State Administration	
6) Set aside for Technical Assistance	

C. Expenditures of State CDBG Resources

7) Drawn for State Administration	
8) Drawn for Technical Assistance	
9) Drawn for Section 108 Repayments	
10) Drawn for all other activities	\$4,703,000.00
11) <i>Disbursed for Coronavirus-related Activities</i>	
12) <i>Disbursed for Activities Not related to Coronavirus</i>	\$4,703,000.00

D. Compliance with Public Service (PS) Cap

13) Disbursed in IDIS for ALL PS	
14) <i>Disbursed for Coronavirus-related Public Services</i>	
15) <i>Disbursed for Public Services Not related to Coronavirus</i>	
16) Percent of funds disbursed to date for PS (line 13 / line 1)	0.00%
17) <i>Percent Disbursed for Coronavirus-related Public Services (line 14 / line 1)</i>	0.00%
18) <i>Percent Disbursed for Public Services Not related to Coronavirus (line 15 / line 1)</i>	0.00%

E. Compliance with Planning and Administration (P/A) Cap

19) Disbursed in IDIS for P/A from Grant	\$4,703,000.00
20) Percent of funds disbursed to date for P/A (line 19 / line 1)	100.00%

F. Overall Low and Moderate Income Benefit

21) Drawn to Benefit LMI persons and households (minus noncountable amounts, line 22)	\$0.00
22) Noncountable amounts drawn: Non-LMI Portion of LMH activities	
23) Drawn to Prevent/Eliminate Slum/Blight	
24) Drawn to Address Urgent Needs	

U.S. Department of Housing and Urban Development
Office of Community Planning and Development
Integrated Disbursement and Information System

DATE: 08-06-25

TIME: 7:25

PAGE: 79

25)	Total disbursements subject to overall LMI benefit (sum of lines 21, 22, 23 and 24)	\$0.00
26)	Percent Low and moderate income benefit, to date (line 21 / line 25)	



CAPER Aggregator Unsubmitted 2.0

Pre HUD submission report - Aggregates data from subrecipient CAPERS by selected criteria

Instructions: Select an option for each filter. **Aggregate mode** sums data together from separate CAPERRs and presents the output as the regular CAPER table shell. **Details mode** outputs one row for each included CAPER, with a column for each cell of data. Data in Q4 can't be summed, and only outputs in details mode.

In aggregate mode, numbers in green italics have been recalculated or weighted based on available totals.

If you attempt to pull an entire CAPER, especially aggregating over many recipients, you may have to wait several minutes for the result. Use the "Email me" button to run the report and email you the results when it's complete. You can navigate to other pages in Sage while that's running.

"Year" means the year of the start date for the submission.

This Aggregator uses data from reports with a status of In Progress or Returned.

Report criteria

Year

2024 ▾

Recipient - ESG Grant (1 selected)

ESG: North Dakota Nonentitlement - ND

TIP: Hold down the CTRL key on the keyboard and click with the mouse in order to select more than one Recipient - ESG Grant.

Selected: ESG: North Dakota Nonentitlement - ND

CAPER Project Type

TIP: Hold down the CTRL key on the keyboard and click with the mouse in order to select more than one choice.

(all)
Day Shelter
Emergency Shelter - Night-by-Night
Emergency Shelter - Entry Exit
Homelessness Prevention
PH - Rapid Re-Housing
Street Outreach
Transitional Housing
- archived -
Coordinated Assessment
Services Only

View report as ☒ Aggregate / summary ☐ Details / data ☐ Both aggregate and details

Grant List

Jurisdiction	Type	Start Date	End Date	Current Status
	CAPER	7/1/2024	6/30/2025	In Progress

Q04a: Project Identifiers in HMIS

Please select details mode in the filters above to see Q4 information. Or [click here](#) to view details in a new tab.

CSV uploads containing multiple project rows in Q4 will display as separate rows here using the same value in Project Info Row ID.



U.S. Department of Housing and Urban Development
Office of Community Planning and Development
Integrated Disbursement and Information System
PR91 - ESG Financial Summary

DATE: 07-17-25
TIME: 15:59
PAGE: 1

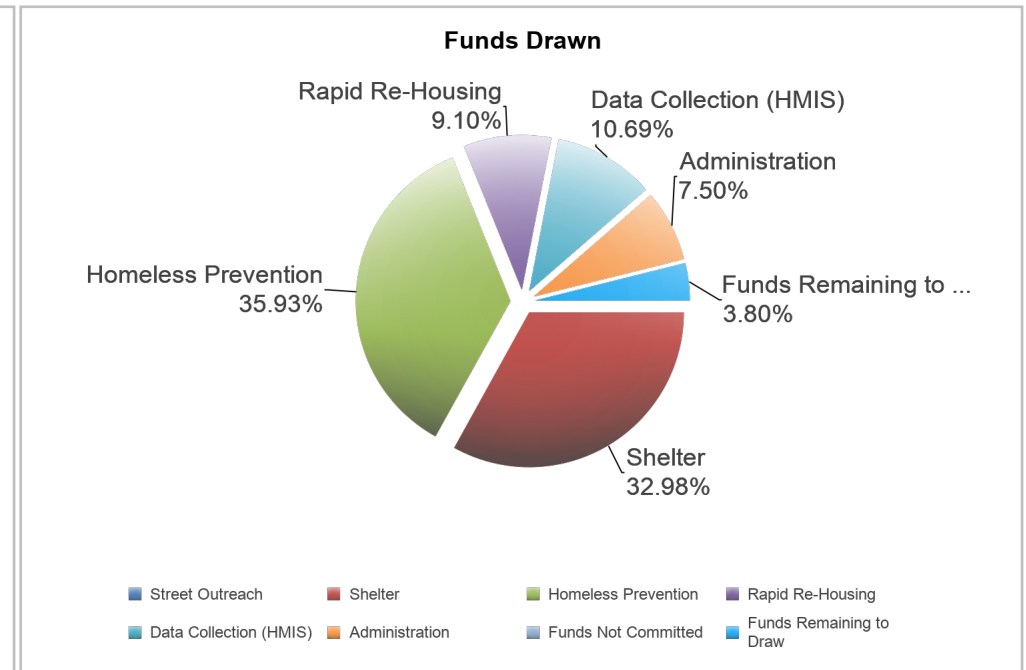
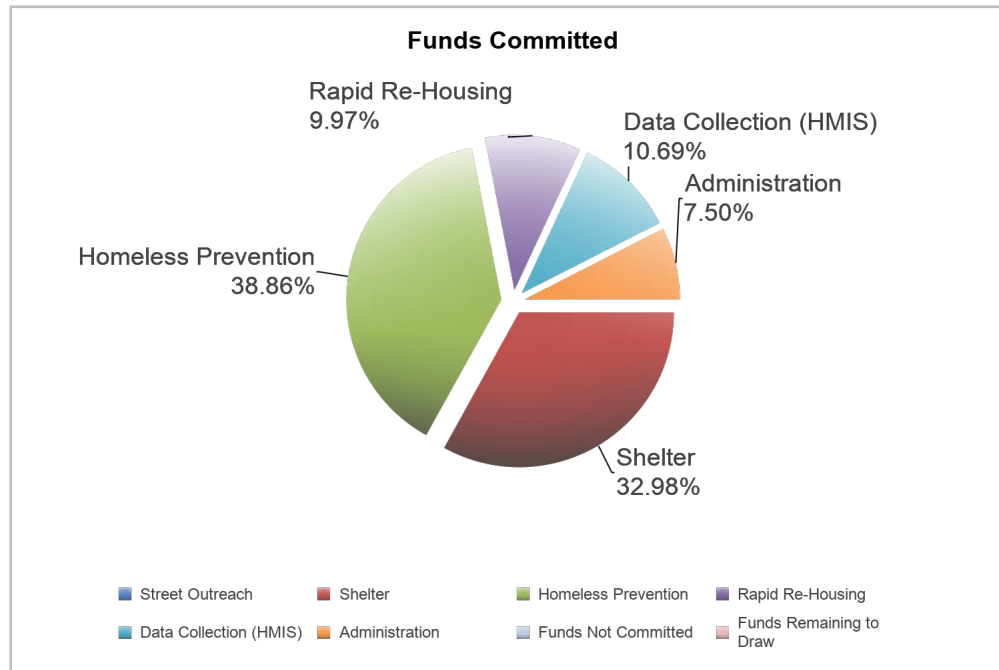
NORTH DAKOTA, ND
2024

ESG Program Level Summary

Grant Number	Total Grant Amount	Total Funds Committed	Total Funds Available to Commit	% of Grant Funds Not Committed	Grant Funds Drawn	% of Grant Funds Drawn	Available to Draw	% Remaining to Draw
E24DC380001	\$484,085.00	\$484,085.00	\$0.00	0.00%	\$465,683.31	96.20%	\$18,401.69	3.80%

ESG Program Components

Activity Type	Total Committed to Activities	% of Grant Committed	Drawn Amount	% of Grant Drawn
Street Outreach	\$0.00	0.00%	\$0.00	0.00%
Shelter	\$159,647.00	32.98%	\$159,647.00	32.98%
Homeless Prevention	\$188,135.33	38.86%	\$173,943.52	35.93%
Rapid Re-Housing	\$48,262.67	9.97%	\$44,052.79	9.10%
Data Collection (HMIS)	\$51,740.00	10.69%	\$51,740.00	10.69%
Administration	\$36,300.00	7.50%	\$36,300.00	7.50%
Funds Not Committed	\$0.00	0.00%	\$0.00	0.00%
Funds Remaining to Draw	\$0.00	0.00%	\$18,401.69	3.80%
Total	\$484,085.00	100.00%	\$484,085.00	100.00%





U.S. Department of Housing and Urban Development
Office of Community Planning and Development
Integrated Disbursement and Information System
PR91 - ESG Financial Summary

DATE: 07-17-25
TIME: 15:59
PAGE: 2

NORTH DAKOTA, ND
2024

24-Month Grant Expenditure Deadline

All of the recipient's grant must be expended for eligible activity costs within 24 months after the date HUD signs the grant agreement with the recipient. Expenditure means either an actual cash disbursement for a direct charge for a good or service or an indirect cost or the accrual of a direct charge for a good or service or an indirect cost. This report uses draws in IDIS to measure expenditures. HUD allocated Fiscal Year 2011 ESG funds in two allocations. For FY2011, this Obligation Date is the date of the first allocation. This report does not list the Obligation Date, does not calculate the Expenditure Deadline, and does not track the Days Remaining for the FY 2011 second allocation.

Grant Amount: \$484,085.00

Grant Number	Draws to Date	HUD Obligation Date	Expenditure Deadline	Days Remaining to Meet Requirement Date	Expenditures Required
E24DC380001	\$465,683.31	09/11/2024	09/11/2026	421	\$18,401.69

60% Cap on Emergency Shelter and Street Outreach

The cap refers to the total amount of the recipient's fiscal year grant, allowed for emergency shelter and street outreach activities, is capped at 60 percent. This amount cannot exceed the greater of: (1) 60% of the overall grant for the year; or, (2) the amount of Fiscal Year 2010 ESG funds committed for homeless assistance activities. (Note: the HESG-CV grants are currently exempt from the 60% funding cap restrictions.)

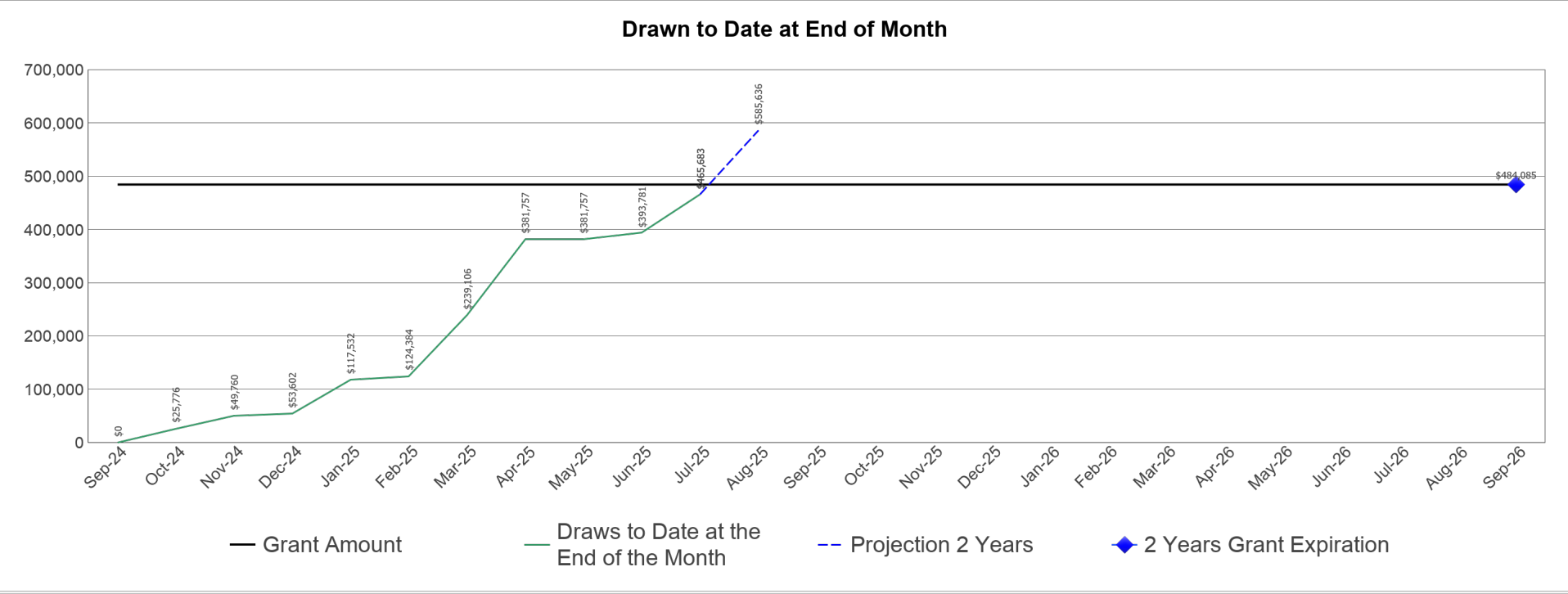
Amount Committed to Shelter	Amount Committed to Street Outreach	Total Amount Committed to Shelter and Street Outreach	% Committed to Shelter and Street Outreach	2010 Funds Committed to Homeless Assistance Activities	Total Drawn for Shelter and Street Outreach	% Drawn for Shelter and Street Outreach
\$159,647.00	\$0.00	\$159,647.00	32.98%	\$200,847.36	\$159,647.00	32.98%



NORTH DAKOTA, ND
2024

ESG Draws By Month (at the total grant level):

Grant Amount: 484,085.00



ESG Draws By Quarter (at the total grant level):

Quarter End Date	Draws for the Quarter	Draws to Date at the End of the Quarter	% Drawn for the Quarter	% Drawn to Date at End of Quarter
09/30/2024	\$0.00	\$0.00	0.00%	0.00%
12/31/2024	\$53,601.56	\$53,601.56	11.07%	11.07%
03/31/2025	\$185,504.78	\$239,106.34	38.32%	49.39%
06/30/2025	\$154,675.10	\$393,781.44	31.95%	81.35%
09/30/2025	\$71,901.87	\$465,683.31	14.85%	96.20%



U.S. Department of Housing and Urban Development
Office of Community Planning and Development
Integrated Disbursement and Information System
PR91 - ESG Financial Summary

DATE: 07-17-25
TIME: 15:59
PAGE: 4

NORTH DAKOTA, ND
2024

ESG Subrecipient Commitments and Draws by Activity Category :

Subrecipient	Activity Type	Committed	Drawn
NORTH DAKOTA	Administration	\$36,300.00	\$36,300.00
	Total	\$36,300.00	\$36,300.00
	Total Remaining to be Drawn	\$0.00	\$0.00
	Percentage Remaining to be Drawn	\$0.00	0.00%
SOUTHEASTERN NORTH DAKOTA COMMUNITY ACTION	Homeless Prevention	\$54,997.33	\$54,997.33
	Rapid Re-Housing	\$43,262.67	\$43,262.67
	Data Collection (HMIS)	\$1,740.00	\$1,740.00
	Total	\$100,000.00	\$100,000.00
	Total Remaining to be Drawn	\$0.00	\$0.00
RED RIVER COMMUNITY ACTION (GRAND FORKS CAA)	Shelter	\$0.00	\$0.00
	Homeless Prevention	\$45,000.00	\$30,808.19
	Rapid Re-Housing	\$5,000.00	\$790.12
	Total	\$50,000.00	\$31,598.31
	Total Remaining to be Drawn	\$0.00	\$18,401.69
	Percentage Remaining to be Drawn	\$0.00	36.80%
YWCA CASS CLAY	Shelter	\$70,000.00	\$70,000.00
	Total	\$70,000.00	\$70,000.00
	Total Remaining to be Drawn	\$0.00	\$0.00
	Percentage Remaining to be Drawn	\$0.00	0.00%
Presentation Partners in Housing	Homeless Prevention	\$88,138.00	\$88,138.00
	Rapid Re-Housing	\$0.00	\$0.00
	Total	\$88,138.00	\$88,138.00
	Total Remaining to be Drawn	\$0.00	\$0.00
	Percentage Remaining to be Drawn	\$0.00	0.00%
Grand Forks Homes, Inc.	Shelter	\$89,647.00	\$89,647.00
	Total	\$89,647.00	\$89,647.00
	Total Remaining to be Drawn	\$0.00	\$0.00
	Percentage Remaining to be Drawn	\$0.00	0.00%
Institute for Community Alliances -ICA	Data Collection (HMIS)	\$50,000.00	\$50,000.00
	Total	\$50,000.00	\$50,000.00
	Total Remaining to be Drawn	\$0.00	\$0.00
	Percentage Remaining to be Drawn	\$0.00	0.00%



U.S. Department of Housing and Urban Development
Office of Community Planning and Development
Integrated Disbursement and Information System
PR91 - ESG Financial Summary

NORTH DAKOTA, ND
2024

ESG Subrecipients by Activity Category

Activity Type	Subecipient
Shelter	RED RIVER COMMUNITY ACTION (GRAND FORKS CAA)
	YWCA CASS CLAY
	Grand Forks Homes, Inc.
Homeless Prevention	SOUTHEASTERN NORTH DAKOTA COMMUNITY ACTION
	RED RIVER COMMUNITY ACTION (GRAND FORKS CAA)
	Presentation Partners in Housing
Rapid Re-Housing	SOUTHEASTERN NORTH DAKOTA COMMUNITY ACTION
	RED RIVER COMMUNITY ACTION (GRAND FORKS CAA)
	Presentation Partners in Housing
Data Collection (HMIS)	SOUTHEASTERN NORTH DAKOTA COMMUNITY ACTION
	Institute for Community Alliances -ICA
Administration	NORTH DAKOTA



Submission Overview: ESG: CAPER

Report: **CAPER** Period: **7/1/2024 - 6/30/2025** Your user level here: **Data Entry and Account Admin**

Step 1: Dates

7/1/2024 to 6/30/2025

Step 2: Contact Information

First Name	Bridget
Middle Name	
Last Name	Mattern
Suffix	
Title	
Street Address 1	2624 Vermont Ave
Street Address 2	PO Box 1535
City	Bismarck
State	North Dakota
ZIP Code	58502-1535
E-mail Address	bamattern@nd.gov
Phone Number	(701)328-8097
Extension	
Fax Number	(701)328-8090

Step 4: Grant Information

Emergency Shelter Rehab/Conversion

Did you create additional shelter beds/units through an ESG-funded rehab project	No
Did you create additional shelter beds/units through an ESG-funded conversion project	No

Data Participation Information

Are there any funded projects, except HMIS or Admin, which are not listed on the Project, Links and Uploads form? This includes projects in the HMIS and from VSP

No

Step 5: Project Outcomes

Project outcomes are required for all CAPERS where the program year start date is 1-1-2021 or later. This form replaces the narrative in CR-70 of the eCon Planning Suite.

From the Action Plan that covered ESG for this reporting period copy and paste or retype the information in Question 5 on screen AP-90: "Describe performance standards for evaluating ESG."

1. The project must target those in most need of assistance by following the CARES Prioritization Policy.
2. Projects should strive to reduce the length of time persons are homeless by:
 - a. Assuring data is current (entered in a timely manner per CARES policies) and accurate when entering and exiting households in HMIS or alternative databases; b. Support clients in housing search in order to secure housing more rapidly; and c. Utilize the Housing First approach providing permanent housing to people experiencing homelessness quickly without preconditions or service participation requirements trainings required by the CoC or other funders.
4. Programs must abide by Fair Housing and Equal Access Rules.
5. Programs design must support housing stability by:
 - a. Facilitating connections to mainstream and community supports;
 - b. ESG: Housing stability case management. While providing homelessness prevention or rapid rehousing assistance to a program participant, the subrecipient must:
 1. Require the program participant to meet with a case manager not less than once per month to assist the program participant in ensuring long-term housing stability; and
 2. Develop a plan to assist the program participant to retain permanent housing after the ESG assistance ends, taking into account all relevant considerations, such as the program participant's current or expected income and expenses; other public or private assistance for which the program participant will be eligible and likely to receive; and the relative affordability of available housing in the area.
 - c. Focusing on increasing household income, both earned and unearned;
 - d. Using creative engagement strategies; and e. Integrating transition strategies to support smooth exit from program assistance.
6. Program funded activities effectiveness at fulfilling the needs they were intended to meet.
7. Programs compliance with these Written Standards.
8. Projects have a plan to review and use of performance outcomes to improve performance. The ESG Written Standards that include the performance standards are attached to this annual action plan.

Based on the information from the Action Plan response previously provided to HUD:

1. Briefly describe how you met the performance standards identified in A-90 this program year. *If they are not measurable as written type in N/A as the answer.*

Performance Standards are measured by monitoring and through application selection and scoring criteria. We also partner with our HMIS lead agency to ensure data quality and timeliness is being followed.

Through monitoring we ensure our agency partners have the policies and procedures to help them met their goals in supporting clients to secure permanent housing.

Through Application scoring processes, we score and rank applications based on performance including timely expenditure and accurate client records.

Our HMIS lead monitors data quality and timeliness and works with our partner agencies to correct data quality issues.

Standards Met

Returns to Homelessness

Standard: 25% or less will return to homelessness

Outreach - 0%

Shelter - 0%

Standard: 10% or less will return to homelessness

Transitional Housing - 0%

Rapid Rehousing - 0%

Standard: 5% or less will return to homelessness

NA

2. Briefly describe what you did not meet and why. *If they are not measurable as written type in N/A as the answer.*

Standards Not Met
Housing Retention

Outreach - NA
Shelter - NA

Standard: 80% or more of all participants will exit to permanent housing destinations

Transitional Housing - 75%

Rapid Rehousing - 56%

Available, attainable and affordable housing is limited. Barriers include tenant criteria and affordability

.

Standard: 90% or more of all participants will remain stable in PSH or exit to other permanent housing destinations

NA

Job Income & Growth

Standard: 25% or more of adult participants will increase income from employment or other sources

Outreach - NA

Shelters - NA

Transitional Housing - 11%

Rapid Rehousing - 2%

Permanent Supportive Housing - NA

A majority of individuals do have employment. In ND 58% of current jobs open earn less than \$20 per hour, so opportunity for growth is limited by the market.

OR

3. If your standards were not written as measurable, provide a sample of what you will change them to in the future? *If they were measurable and you answered above type in N/A as the answer.*

NA

Step 6: Financial Information

ESG Information from IDIS

As of 8/8/2025

FY	Grant Number	Current Authorized Amount	Funds Committed By Recipient	Funds Drawn	Balance Remaining	Obligation Date	Expenditure
2024	E24DC380001	\$484,085.00	\$484,085.00	\$465,683.31	\$18,401.69	9/11/2024	9/11/2026
2023	E23DC380001	\$486,494.00	\$486,494.00	\$486,494.00	\$0	6/27/2023	6/27/2025
2022	E22DC380001	\$480,229.00	\$480,229.00	\$480,229.00	\$0	8/22/2022	8/22/2024
2021	E21DC380001	\$480,969.00	\$479,259.81	\$468,230.66	\$12,738.34	7/30/2021	7/30/2023
2020	E20DC380001	\$485,414.00	\$485,414.00	\$485,414.00	\$0	9/1/2020	9/1/2022
2019	E19DC380001	\$465,045.00	\$465,045.00	\$465,045.00	\$0	8/13/2019	8/13/2021
2018	E18DC380001	\$446,900.00	\$446,900.00	\$446,900.00	\$0	7/20/2018	7/20/2020
2017	E17DC380001	\$657,162.00	\$657,162.00	\$657,162.00	\$0	9/22/2017	9/22/2019
2016	E16DC380001	\$442,064.00	\$442,064.00	\$442,064.00	\$0	7/14/2016	7/14/2018
2015	E15DC380001	\$445,841.00	\$445,841.00	\$445,841.00	\$0	6/24/2015	6/24/2017
Total		\$5,649,625.00	\$5,647,915.81	\$5,618,484.97	\$31,140.03		

Expenditures	2024 Yes	2023 Yes	2022 No	2021 No	2020 No	2019 No	2018 No
	FY2024 Annual ESG Funds for	FY2023 Annual ESG Funds for					
Homelessness Prevention	Non-COVID	Non-COVID					
Rental Assistance	122,093.27						
Relocation and Stabilization Services - Financial Assistance	19,236.50						
Relocation and Stabilization Services - Services	32,613.75						
Hazard Pay (unique activity)							
Landlord Incentives (unique activity)							
Volunteer Incentives (unique activity)							
Training (unique activity)							
Homeless Prevention Expenses	173,943.52	0.00					
	FY2024 Annual ESG Funds for	FY2023 Annual ESG Funds for					
Rapid Re-Housing	Non-COVID	Non-COVID					
Rental Assistance	21,487.20						
Relocation and Stabilization Services - Financial Assistance	7,303.48						
Relocation and Stabilization Services - Services	15,262.11						
Hazard Pay (unique activity)							
Landlord Incentives (unique activity)							
Volunteer Incentives (unique activity)							
Training (unique activity)							
RRH Expenses	44,052.79	0.00					
	FY2024 Annual ESG Funds for	FY2023 Annual ESG Funds for					
Emergency Shelter	Non-COVID	Non-COVID					
Essential Services	89,647.00						
Operations	70,000.00						
Renovation							
Major Rehab							
Conversion							

Hazard Pay <i>(unique activity)</i>		
Volunteer Incentives <i>(unique activity)</i>		
Training <i>(unique activity)</i>		
Emergency Shelter Expenses	159,647.00	0.00
	FY2024 Annual ESG Funds for	FY2023 Annual ESG Funds for
Temporary Emergency Shelter	Non-COVID	Non-COVID
Essential Services		
Operations		
Leasing existing real property or temporary structures		
Acquisition		
Renovation		
Hazard Pay <i>(unique activity)</i>		
Volunteer Incentives <i>(unique activity)</i>		
Training <i>(unique activity)</i>		
Other Shelter Costs		
Temporary Emergency Shelter Expenses		
	FY2024 Annual ESG Funds for	FY2023 Annual ESG Funds for
Street Outreach	Non-COVID	Non-COVID
Essential Services		
Hazard Pay <i>(unique activity)</i>		
Volunteer Incentives <i>(unique activity)</i>		
Training <i>(unique activity)</i>		
Handwashing Stations/Portable Bathrooms <i>(unique activity)</i>		
Street Outreach Expenses	0.00	0.00
	FY2024 Annual ESG Funds for	FY2023 Annual ESG Funds for
Other ESG Expenditures	Non-COVID	Non-COVID
Cell Phones - for persons in CoC/YHDP funded projects <i>(unique activity)</i>		
Coordinated Entry COVID Enhancements <i>(unique activity)</i>		
Training <i>(unique activity)</i>		
Vaccine Incentives <i>(unique activity)</i>		
HMIS	51,740.00	50,000.00
Administration	36,300.00	
Other Expenses	88,040.00	50,000.00
	FY2024 Annual ESG Funds for	FY2023 Annual ESG Funds for
	Non-COVID	Non-COVID
Total Expenditures	465,683.31	50,000.00
Match	384,135.00	52,924.79
Total ESG expenditures plus match	849,818.31	102,924.79

Total expenditures plus match for all years

Step 7: Sources of Match

	FY2024	FY2023	FY2022	FY2021	FY2020	FY2019	FY2018	FY2017	FY2016	FY2015
Total regular ESG plus COVID expenditures brought forward	\$465,683.31	\$50,000.00	\$0.00	\$0.00	\$0.00	\$0.00	\$0.00	\$0.00	\$0.00	\$0.00
Total ESG used for COVID brought forward	\$0.00	\$0.00	\$0.00	\$0.00	\$0.00	\$0.00	\$0.00	\$0.00	\$0.00	\$0.00
Total ESG used for regular expenses which requires a match	\$465,683.31	\$50,000.00	\$0.00	\$0.00	\$0.00	\$0.00	\$0.00	\$0.00	\$0.00	\$0.00
Match numbers from financial form	\$384,135.00	\$0.00	\$0.00	\$0.00	\$0.00	\$0.00	\$0.00	\$0.00	\$0.00	\$0.00
Match Percentage	82.48%	0.00%	0%	0%	0%	0%	0%	0%	0%	0%

Match Source

FY2024FY2023FY2022FY2021FY2020FY2019FY2018FY2017FY2016FY2015

Other Non-ESG HUD Funds

Other Federal Funds

State Government384,135.00

Local Government

Private Funds

Other

Fees

Program Income

Total Cash Match384,135.000.000.000.000.000.000.000.000.000.00

Non Cash Match

Total Match384,135.000.000.000.000.000.000.000.000.000.00

Step 8: Program Income

Program income is the income received by the recipient or subrecipient directly generated by a grant supported activity. Program income is defined in 2 CFR §200.307. More information is also available in the ESG CAPER Guidebook in the resources tab above.

Did the recipient earn program income from any ESG project during the program year?

I

Q05a: Report Validations Table

Category	Count of Clients for DQ	Count of Clients
Total Number of Persons Served	1,475	1,475
Number of Adults (Age 18 or Over)	819	819
Number of Children (Under Age 18)	655	655
Number of Persons with Unknown Age	1	1
Number of Leavers	983	983
Number of Adult Leavers	580	580
Number of Adult and Head of Household Leavers	582	582
Number of Stayers	492	492
Number of Adult Stayers	239	239
Number of Veterans	17	17
Number of Chronically Homeless Persons	84	84
Number of Youth Under Age 25	116	116
Number of Parenting Youth Under Age 25 with Children	39	39
Number of Adult Heads of Household	771	771
Number of Child and Unknown-Age Heads of Household	2	2
Heads of Households and Adult Stayers in the Project 365 Days or More	66	66

🌟 Effective 1/1/2023, this question includes separate columns for totals relevant to the DQ questions and totals relevant to the entire APR. Data uploaded prior to 1/1/2023 has been bulk updated to use the same totals for both columns in order to support calculations in the Aggregator.

Q06a: Data Quality: Personally Identifying Information

	Client Doesn't Know/Prefers Not to Answer	Information Missing	Data Issues	Total	% of Issue Rate
Name	1	12	4	17	1.15%
Social Security Number	120	118	3	241	16.34%
Date of Birth	1	9	0	10	0.68%
Race/Ethnicity	6	3	0	9	0.61%
Overall Score	0	0	0	255	17.29%

New as of 10/1/2023.

Numbers in *green italics* have been recalculated or weighted based on available totals.

Q06b: Data Quality: Universal Data Elements

Data Element	Client Doesn't Know/Prefers Not to Answer	Information Missing	Data Issues	Total	% of Issue Rate
Veteran Status	2	4	0	6	0.73%
Project Start Date	0	0	0	0	0%
Relationship to Head of Household	0	41	2	43	2.92%
Enrollment CoC	0	0	0	0	0%
Disabling Condition	3	12	5	20	1.36%

Numbers in *green italics* have been recalculated or weighted based on available totals.

Q06c: Data Quality: Income and Housing Data Quality

Data Element	Client Doesn't Know/Prefers Not to Answer	Information Missing	Data Issues	Total	% of Error Rate
Destination	9	115	0	124	<i>12.61%</i>
Income and Sources at Start	3	11	10	22	<i>2.68%</i>
Income and Sources at Annual Assessment	0	63	0	63	<i>95.45%</i>
Income and Sources at Exit	5	9	10	20	<i>3.44%</i>

Numbers in *green italics* have been recalculated or weighted based on available totals.

Q06d: Data Quality: Chronic Homelessness

Entering into project type	Count of Total Records	Missing Time in Institution	Missing Time in Housing	Approximate Date Started DK/R/missing	Number of Times DK/R/missing	Number of Months DK/R/missing	% of Records Unable to Calculate
ES-EE, ES-NbN, SH, Street Outreach	478	0	0	62	57	70	<i>21.28%</i>
TH	114	0	0	0	0	0	<i>0</i>
PH (All)	44	0	0	0	0	0	<i>0</i>
CE	0	0	0	0	0	0	<i>0</i>
SSO, Day Shelter, HP	185	0	1	1	0	0	<i>.01</i>
Total	821	0	0	0	0	0	<i>12.62%</i>

Numbers in *green italics* have been recalculated or weighted based on available totals.

Q06e: Data Quality: Timeliness

Time for Record Entry	Number of Project Start Records	Number of Project Exit Records
< 0 days	2	66
0 days	796	655
1-3 Days	210	67
4-6 Days	83	29
7-10 Days	45	26
11+ Days	92	140

Q06f: Data Quality: Inactive Records: Street Outreach & Emergency Shelter

Data Element	# of Records	# of Inactive Records	% of Inactive Records
Contact (Adults and Heads of Household in Street Outreach or ES - NbN)	0	0	<i>0</i>
Bed Night (All Clients in ES - NbN)	0	0	<i>0</i>

Numbers in *green italics* have been recalculated or weighted based on available totals.

Q07a: Number of Persons Served

	Total	Without Children	With Children and Adults	With Only Children	Unknown Household Type
Adults	819	488	331	0	0
Children	655	0	653	2	0
Client Doesn't Know/Prefers Not to Answer	1	0	0	0	1
Data Not Collected	0	0	0	0	0
Total	1,475	488	984	2	1
For PSH & RRH – the total persons served who moved into housing	29	17	12	0	0

Q07b: Point-in-Time Count of Persons on the Last Wednesday

	Total	Without Children	With Children and Adults	With Only Children	Unknown Household Type
January	472	84	388	0	0
April	446	86	361	0	0
July	326	55	271	0	0
October	364	73	291	0	0

Q08a: Households Served

	Total	Without Children	With Children and Adults	With Only Children	Unknown Household Type
Total Households	773	479	293	0	1
For PSH & RRH – the total households served who moved into housing	20	16	4	0	0

Q08b: Point-in-Time Count of Households on the Last Wednesday

	Total	Without Children	With Children and Adults	With Only Children	Unknown Household Type
January	189	78	111	0	0
April	181	82	100	0	0
July	132	53	79	0	0
October	151	66	85	0	0

Q09a: Number of Persons Contacted

Number of Persons Contacted	All Persons Contacted	First contact – NOT staying on the Streets, ES-EE, ES-NbN, or SH	First contact – WAS staying on Streets, ES-EE, ES-NbN, or SH	First contact – Worker unable to determine
Once	0	0	0	0
2-5 Times	0	0	0	0
6-9 Times	0	0	0	0
10+ Times	0	0	0	0
Total Persons Contacted	0	0	0	0

Q09b: Number of Persons Newly Engaged

Number of Persons Engaged	All Persons Contacted	First contact – NOT staying on the Streets, ES-EE, ES-NbN, or SH	First contact – WAS staying on Streets, ES-EE, ES-NbN, or SH	First contact – Worker unable to determine
Once	0	0	0	0
2-5 Contacts	0	0	0	0
6-9 Contacts	0	0	0	0
10+ Contacts	0	0	0	0
Total Persons Engaged	0	0	0	0
Rate of Engagement	0	0	0	0

Numbers in *green italics* have been recalculated or weighted based on available totals.

Q11: Age

	Total	Without Children	With Children and Adults	With Only Children	Unknown Household Type
Under 5	220	0	220	0	0
5-12	298	0	298	0	0
13-17	137	0	135	2	0
18-24	133	79	54	0	0
25-34	244	110	134	0	0
35-44	242	118	124	0	0
45-54	121	107	14	0	0
55-64	63	59	4	0	0
65+	16	15	1	0	0
Client Doesn't Know/Prefers Not to Answer	1	0	0	0	1
Data Not Collected	0	0	0	0	0
Total	1,475	488	984	2	1

New as of 10/1/2023.

Q12: Race and Ethnicity

	Total	Without Children	With Children and Adults	With Only Children	Unknown Household Type
American Indian, Alaska Native, or Indigenous	241	88	151	1	1
Asian or Asian American	6	4	2	0	0
Black, African American, or African	330	69	260	1	0
Hispanic/Latina/e/o	93	23	70	0	0
Middle Eastern or North African	8	2	6	0	0
Native Hawaiian or Pacific Islander	5	2	3	0	0
White	503	238	265	0	0
Asian or Asian American & American Indian, Alaska Native, or Indigenous	0	0	0	0	0
Black, African American, or African & American Indian, Alaska Native, or Indigenous	16	5	11	0	0
Hispanic/Latina/e/o & American Indian, Alaska Native, or Indigenous	30	5	25	0	0
Middle Eastern or North African & American Indian, Alaska Native, or Indigenous	0	0	0	0	0
Native Hawaiian or Pacific Islander & American Indian, Alaska Native, or Indigenous	0	0	0	0	0
White & American Indian, Alaska Native, or Indigenous	62	16	46	0	0
Black, African American, or African & Asian or Asian American	0	0	0	0	0
Hispanic/Latina/e/o & Asian or Asian American	0	0	0	0	0
Middle Eastern or North African & Asian or Asian American	0	0	0	0	0
Native Hawaiian or Pacific Islander & Asian or Asian American	2	1	1	0	0
White & Asian or Asian American	2	0	2	0	0
Hispanic/Latina/e/o & Black, African American, or African	20	1	19	0	0
Middle Eastern or North African & Black, African American, or African	1	0	1	0	0
Native Hawaiian or Pacific Islander & Black, African American, or African	0	0	0	0	0
White & Black, African American, or African	35	8	27	0	0
Middle Eastern or North African & Hispanic/Latina/e/o	0	0	0	0	0
Native Hawaiian or Pacific Islander & Hispanic/Latina/e/o	0	0	0	0	0
White & Hispanic/Latina/e/o	55	12	43	0	0
Native Hawaiian or Pacific Islander & Middle Eastern or North African	0	0	0	0	0
White & Middle Eastern or North African	0	0	0	0	0
White & Native Hawaiian or Pacific Islander	2	1	1	0	0
Multiracial – more than 2 races/ethnicity, with one being Hispanic/Latina/e/o	19	4	15	0	0
Multiracial – more than 2 races, where no option is Hispanic/Latina/e/o	36	5	31	0	0
Client Doesn't Know/Prefers Not to Answer	6	3	3	0	0
Data Not Collected	3	1	2	0	0
Total	1,475	488	984	2	1

New as of 10/1/2023.

Q13a1: Physical and Mental Health Conditions at Start

	Total Persons	Without Children	Adults in HH with Children & Adults	Children in HH with Children & Adults	With Children and Adults ☞	With Only Children	Unknown Household Type
Mental Health Disorder	416	251	122	43	0	0	0
Alcohol Use Disorder	49	40	9	0	0	0	0
Drug Use Disorder	78	59	19	0	0	0	0
Both Alcohol Use and Drug Use Disorders	54	38	16	0	0	0	0
Chronic Health Condition	182	127	37	18	0	0	0
HIV/AIDS	0	0	0	0	0	0	0
Developmental Disability	125	50	16	59	0	0	0
Physical Disability	169	118	35	16	0	0	0

☞ The "With Children and Adults" column is retired as of 10/1/2019 and replaced with the columns "Adults in HH with Children & Adults" and "Children in HH with Children & Adults".

Q13b1: Physical and Mental Health Conditions at Exit

	Total Persons	Without Children	Adults in HH with Children & Adults	Children in HH with Children & Adults	With Children and Adults ☞	With Only Children	Unknown Household Type
Mental Health Disorder	319	198	85	36	0	0	0
Alcohol Use Disorder	38	32	6	0	0	0	0
Drug Use Disorder	67	50	17	0	0	0	0
Both Alcohol Use and Drug Use Disorders	38	28	10	0	0	0	0
Chronic Health Condition	129	99	21	9	0	0	0
HIV/AIDS	0	0	0	0	0	0	0
Developmental Disability	78	40	5	33	0	0	0
Physical Disability	118	89	19	10	0	0	0

☞ The "With Children and Adults" column is retired as of 10/1/2019 and replaced with the columns "Adults in HH with Children & Adults" and "Children in HH with Children & Adults".

Q13c1: Physical and Mental Health Conditions for Stayers

	Total Persons	Without Children	Adults in HH with Children & Adults	Children in HH with Children & Adults	With Children and Adults ☞	With Only Children	Unknown Household Type
Mental Health Disorder	111	54	44	13	0	0	0
Alcohol Use Disorder	11	7	4	0	0	0	0
Drug Use Disorder	12	8	4	0	0	0	0
Both Alcohol Use and Drug Use Disorders	14	8	6	0	0	0	0
Chronic Health Condition	56	28	18	10	0	0	0
HIV/AIDS	0	0	0	0	0	0	0
Developmental Disability	39	8	9	22	0	0	0
Physical Disability	47	27	15	5	0	0	0

☞ The "With Children and Adults" column is retired as of 10/1/2019 and replaced with the columns "Adults in HH with Children & Adults" and "Children in HH with Children & Adults".

Q14a: History of Domestic Violence, Sexual Assault, Dating Violence, Stalking, or Human Trafficking

	Total	Without Children	With Children and Adults	With Only Children	Unknown Household Type
Yes	522	291	231	0	0
No	275	184	91	0	0
Client Doesn't Know/Prefers Not to Answer	10	7	2	0	1
Data Not Collected	14	6	8	0	0
Total	821	488	332	0	1

Q14b: Most recent experience of domestic violence, sexual assault, dating violence, stalking, or human trafficking

	Total	Without Children	With Children and Adults	With Only Children	Unknown Household Type
Within the past three months	300	176	124	0	0
Three to six months ago	20	10	10	0	0
Six months to one year	24	10	14	0	0
One year ago, or more	124	65	59	0	0
Client Doesn't Know/Prefers Not to Answer	5	3	2	0	0
Data Not Collected	48	26	22	0	0
Total	522	291	231	0	0

New as of 10/1/2023.

Q15: Living Situation

	Total	Without Children	With Children and Adults	With Only Children	Unknown Household Type
Homeless Situations					
Place not meant for habitation	132	98	34	0	0
Emergency shelter, including hotel or motel paid for with emergency shelter voucher, Host Home shelter	131	113	18	0	0
Safe Haven	1	1	0	0	0
Subtotal - Homeless Situations	264	212	52	0	0
Institutional Situations					
Foster care home or foster care group home	0	0	0	0	0
Hospital or other residential non-psychiatric medical facility	7	6	1	0	0
Jail, prison, or juvenile detention facility	14	14	0	0	0
Long-term care facility or nursing home	0	0	0	0	0
Psychiatric hospital or other psychiatric facility	4	4	0	0	0
Substance abuse treatment facility or detox center	13	11	2	0	0
Subtotal - Institutional Situations	38	35	3	0	0
Temporary Situations					
Transitional housing for homeless persons (including homeless youth)	7	6	1	0	0
Residential project or halfway house with no homeless criteria	0	0	0	0	0
Hotel or motel paid for without emergency shelter voucher	46	24	22	0	0
Host Home (non-crisis)	0	0	0	0	0
Staying or living in a friend's room, apartment, or house	117	75	42	0	0
Staying or living in a family member's room, apartment, or house	83	36	47	0	0
Subtotal - Temporary Situations	253	141	112	0	0
Permanent Situations					
Rental by client, no ongoing housing subsidy	175	63	112	0	0
Rental by client, with ongoing housing subsidy	49	14	35	0	0
Owned by client, with ongoing housing subsidy	1	0	1	0	0
Owned by client, no ongoing housing subsidy	13	7	6	0	0
Subtotal - Permanent Situations	238	84	154	0	0
Client Doesn't Know/Prefers Not to Answer	9	8	0	0	1
Data Not Collected	19	8	11	0	0
Subtotal - Other Situations	28	16	11	0	1
TOTAL	821	488	332	0	1

Updated 10/1/2023: Rows reordered and grouped differently. New "Rental by client, with ongoing housing subsidy" row includes data previously reported under separate subsidy types.

🕒 Interim housing is retired as of 10/1/2019.

Q16: Cash Income - Ranges

	Income at Start	Income at Latest Annual Assessment for Stayers	Income at Exit for Leavers
No income	471	1	334
\$1 - \$150	7	0	7
\$151 - \$250	7	0	7
\$251 - \$500	31	0	21
\$501 - \$1000	121	1	83
\$1,001 - \$1,500	61	0	42
\$1,501 - \$2,000	48	1	34
\$2,001+	55	0	39
Client Doesn't Know/Prefers Not to Answer	3	0	5
Data Not Collected	15	0	8
Number of Adult Stayers Not Yet Required to Have an Annual Assessment	0	173	0
Number of Adult Stayers Without Required Annual Assessment	0	63	0
Total Adults	819	239	580

Q17: Cash Income - Sources

	Income at Start	Income at Latest Annual Assessment for Stayers	Income at Exit for Leavers
Earned Income	171	2	112
Unemployment Insurance	8	0	3
Supplemental Security Income (SSI)	68	0	53
Social Security Disability Insurance (SSDI)	55	0	44
VA Service-Connected Disability Compensation	2	0	0
VA Non-Service Connected Disability Pension	3	0	2
Private Disability Insurance	1	0	1
Worker's Compensation	1	0	0
Temporary Assistance for Needy Families (TANF)	15	0	12
General Assistance (GA)	8	0	7
Retirement Income from Social Security	5	0	4
Pension or retirement income from a former job	1	0	1
Child Support	22	0	14
Alimony and other spousal support	0	0	1
Other Source	11	0	7
Adults with Income Information at Start and Annual Assessment/Exit	0	3	370

Q19b: Disabling Conditions and Income for Adults at Exit

	AO: Adult with Disabling Condition	AO: Adult without Disabling Condition	AO: Total Adults	AO: % with Disabling Condition by Source	AC: Adult with Disabling Condition	AC: Adult without Disabling Condition	AC: Total Adults	AC: % with Disabling Condition by Source	UK: Adult with Disabling Condition	UK: Adult without Disabling Condition	UK: Total Adults	UK: % with Disabling Condition by Source
Earned Income	41	27	68	<i>60.29%</i>	19	23	42	<i>45.24%</i>	0	0	0	<i>0</i>
Unemployment Insurance	2	0	2	<i>100.00%</i>	0	1	1	<i>0%</i>	0	0	0	<i>0</i>
Supplemental Security Income (SSI)	30	7	37	<i>81.08%</i>	11	3	14	<i>78.57%</i>	0	0	0	<i>0</i>
Social Security Disability Insurance (SSDI)	37	3	40	<i>92.50%</i>	2	2	4	<i>50.00%</i>	0	0	0	<i>0</i>
VA Service-Connected Disability Compensation	0	0	0	<i>0</i>	0	0	0	<i>0</i>	0	0	0	<i>0</i>
VA Non-Service-Connected Disability Pension	1	1	2	<i>50.00%</i>	0	0	0	<i>0</i>	0	0	0	<i>0</i>
Private Disability Insurance	1	0	1	<i>100.00%</i>	0	0	0	<i>0</i>	0	0	0	<i>0</i>
Worker's Compensation	0	0	0	<i>0</i>	0	0	0	<i>0</i>	0	0	0	<i>0</i>
Temporary Assistance for Needy Families (TANF)	1	0	1	<i>100.00%</i>	4	7	11	<i>36.36%</i>	0	0	0	<i>0</i>
General Assistance (GA)	2	1	3	<i>66.67%</i>	3	1	4	<i>75.00%</i>	0	0	0	<i>0</i>
Retirement Income from Social Security	4	0	4	<i>100.00%</i>	0	0	0	<i>0</i>	0	0	0	<i>0</i>
Pension or retirement income from a former job	1	0	1	<i>100.00%</i>	0	0	0	<i>0</i>	0	0	0	<i>0</i>
Child Support	1	0	1	<i>100.00%</i>	7	6	13	<i>53.85%</i>	0	0	0	<i>0</i>
Alimony and other spousal support	1	0	1	<i>100.00%</i>	0	0	0	<i>0</i>	0	0	0	<i>0</i>
Other source	7	0	7	<i>100.00%</i>	6	3	9	<i>66.67%</i>	0	0	0	<i>0</i>
No Sources	143	78	221	<i>64.71%</i>	50	53	103	<i>48.54%</i>	0	0	0	<i>0</i>
Unduplicated Total Adults	253	115	368		94	91	185		0	0	0	

Numbers in *green italics* have been recalculated or weighted based on available totals.

Q20a: Type of Non-Cash Benefit Sources

	Benefit at Start	Benefit at Latest Annual Assessment for Stayers	Benefit at Exit for Leavers
Supplemental Nutrition Assistance Program (SNAP) (Previously known as Food Stamps)	337	0	240
Special Supplemental Nutrition Program for Women, Infants, and Children (WIC)	59	0	45
TANF Child Care Services	13	0	12
TANF Transportation Services	4	0	4
Other TANF-Funded Services	1	0	1
Other Source	7	0	2

Q21: Health Insurance

	At Start	At Annual Assessment for Stayers	At Exit for Leavers
MEDICAID	814	0	518
MEDICARE	52	0	44
State Children's Health Insurance Program	16	0	7
Veteran's Health Administration (VHA)	5	0	1
Employer-Provided Health Insurance	60	0	36
Health Insurance obtained through COBRA	2	0	0
Private Pay Health Insurance	17	0	11
State Health Insurance for Adults	34	0	27
Indian Health Services Program	8	0	6
Other	77	0	57
No Health Insurance	247	3	143
Client Doesn't Know/Prefers Not to Answer	22	0	13
Data Not Collected	16	167	11
Number of Stayers Not Yet Required to Have an Annual Assessment	0	322	0
1 Source of Health Insurance	959	0	624
More than 1 Source of Health Insurance	62	0	41

Q22a2: Length of Participation – ESG Projects

	Total	Leavers	Stayers
0 to 7 days	287	268	19
8 to 14 days	112	99	13
15 to 21 days	91	80	11
22 to 30 days	76	63	13
31 to 60 days	198	161	37
61 to 90 days	132	102	30
91 to 180 days	221	121	100
181 to 365 days	168	69	99
366 to 730 days (1-2 Yrs)	172	14	158
731 to 1,095 days (2-3 Yrs)	17	5	12
1,096 to 1,460 days (3-4 Yrs)	0	0	0
1,461 to 1,825 days (4-5 Yrs)	0	0	0
More than 1,825 days (> 5 Yrs)	1	1	0
Total	1,475	983	492

Q22c: Length of Time between Project Start Date and Housing Move-in Date

	Total	Without Children	With Children and Adults	With Only Children	Unknown Household Type
7 days or less	13	3	10	0	0
8 to 14 days	0	0	0	0	0
15 to 21 days	1	1	0	0	0
22 to 30 days	2	2	0	0	0
31 to 60 days	5	5	0	0	0
61 to 90 days	1	1	0	0	0
91 to 180 days	1	1	0	0	0
181 to 365 days	2	2	0	0	0
366 to 730 days (1-2 Yrs)	0	0	0	0	0
Total (persons moved into housing)	25	15	10	0	0
Average length of time to housing	<i>36.04</i>	<i>60.06</i>	<i>0</i>	<i>0</i>	<i>0</i>
Persons who were exited without move-in	12	12	0	0	0
Total persons	37	27	10	0	0

Numbers in *green italics* have been recalculated or weighted based on available totals.

Q22d: Length of Participation by Household Type

	Total	Without Children	With Children and Adults	With Only Children	Unknown Household Type
7 days or less	287	153	133	0	1
8 to 14 days	112	56	56	0	0
15 to 21 days	91	29	60	2	0
22 to 30 days	76	30	46	0	0
31 to 60 days	198	66	132	0	0
61 to 90 days	132	42	90	0	0
91 to 180 days	221	54	167	0	0
181 to 365 days	168	47	121	0	0
366 to 730 days (1-2 Yrs)	172	9	163	0	0
731 days or more	18	2	16	0	0
Total	1,475	488	984	2	1

Q22f: Length of Time between Project Start Date and Housing Move-in Date by Race and Ethnicity

	American Indian, Alaska Native, or Indigenous	Asian or Asian American	Black, African American, or African	Hispanic/Latina/e/o	Middle Eastern or North African	Native Hawaiian or Pacific Islander	White	At Least 1 Race and Hispanic/Latina/e/o	Multi-racial (does not include Hispanic/Latina/e/o)	Unknown (Don't Know, Preferred not to Answer, Data not Collected)
Persons Moved Into Housing	1	0	2	5	0	0	17	0	4	0
Persons Exited Without Move-In	6	0	5	0	0	0	13	3	1	0
Average time to Move-In	0	0	0	11.80	0	0	54.53	0	9.00	0
Median time to Move-In	Cannot calculate	Cannot calculate	Cannot calculate	Cannot calculate	Cannot calculate	Cannot calculate	Cannot calculate	Cannot calculate	Cannot calculate	Cannot calculate

New as of 10/1/2023.

Q22g: Length of Time Prior to Housing by Race and Ethnicity - based on 3.917 Date Homelessness Started

	American Indian, Alaska Native, or Indigenous	Asian or Asian American	Black, African American, or African	Hispanic/Latina/e/o	Middle Eastern or North African	Native Hawaiian or Pacific Islander	White	At Least 1 Race and Hispanic/Latina/e/o	Multi-racial (does not include Hispanic/Latina/e/o)	Unknown (Don't Know, Preferred not to Answer, Data not Collected)
Persons Moved Into Housing	147	4	218	62	8	5	341	73	108	5
Persons Not Yet Moved Into Housing	6	0	5	0	0	0	13	3	1	0
Average time to Move-In	146.31	139.75	96.46	16.10	0	1.20	162.42	49.59	139.80	72.80
Median time to Move-In	Cannot calculate	Cannot calculate	Cannot calculate	Cannot calculate	Cannot calculate	Cannot calculate	Cannot calculate	Cannot calculate	Cannot calculate	Cannot calculate

New as of 10/1/2023.

Q23c: Exit Destination

	Total	Without Children	With Children and Adults	With Only Children	Unknown Household Type
Homeless Situations					
Place not meant for habitation (e.g., a vehicle, an abandoned building, bus/train/subway station/airport or anywhere outside)	7	7	0	0	0
Emergency shelter, including hotel or motel paid for with emergency shelter voucher, Host Home shelter	34	25	9	0	0
Safe Haven	0	0	0	0	0
Subtotal - Homeless Situations	41	32	9	0	0
Institutional Situations					
Foster care home or foster care group home	0	0	0	0	0
Hospital or other residential non-psychiatric medical facility	3	3	0	0	0
Jail, prison, or juvenile detention facility	18	10	8	0	0
Long-term care facility or nursing home	0	0	0	0	0
Psychiatric hospital or other psychiatric facility	5	4	1	0	0
Substance abuse treatment facility or detox center	7	7	0	0	0
Subtotal - Institutional Situations	33	24	9	0	0
Temporary Situations					
Transitional housing for homeless persons (including homeless youth)	18	6	12	0	0
Residential project or halfway house with no homeless criteria	1	1	0	0	0
Hotel or motel paid for without emergency shelter voucher	22	9	13	0	0
Host Home (non-crisis)	0	0	0	0	0
Staying or living with family, temporary tenure (e.g., room, apartment, or house)	48	14	34	0	0
Staying or living with friends, temporary tenure (e.g., room, apartment, or house)	25	16	9	0	0
Moved from one HOPWA funded project to HOPWA TH	3	3	0	0	0
Subtotal - Temporary Situations	117	49	68	0	0
Permanent Situations					
Staying or living with family, permanent tenure	84	20	64	0	0
Staying or living with friends, permanent tenure	22	13	9	0	0
Moved from one HOPWA funded project to HOPWA PH	1	1	0	0	0
Rental by client, no ongoing housing subsidy	174	52	122	0	0
Rental by client, with ongoing housing subsidy	129	29	100	0	0
Owned by client, with ongoing housing subsidy	1	1	0	0	0
Owned by client, no ongoing housing subsidy	9	2	7	0	0
Subtotal - Permanent Situations	420	118	302	0	0
Other Situations					
No Exit Interview Completed	238	126	111	0	1
Other	7	5	2	0	0
Deceased	0	0	0	0	0
Client Doesn't Know/Prefers Not to Answer	15	8	7	0	0
Data Not Collected	112	26	85	1	0
Subtotal - Other Situations	260	139	120	0	1
Total	983	388	593	1	1
Total persons exiting to positive housing destinations	420	118	302	0	0
Total persons whose destinations excluded them from the calculation	3	3	0	0	0
Percentage	42.86%	30.65%	50.93%	0%	0%

Updated 10/1/2023: Rows reordered and grouped differently. Destinations with subsidies are now detailed in Q23d. Existing data has been updated to match new row order and relocated to Q23d as appropriate.

Numbers in *green italics* have been recalculated or weighted based on available totals.

Q23d: Exit Destination – Subsidy Type of Persons Exiting to Rental by Client With An Ongoing Subsidy

	Total	Without Children	With Children and Adults	With Only Children	Unknown Household Type
GPD TIP housing subsidy	0	0	0	0	0
VASH housing subsidy	1	1	0	0	0
RRH or equivalent subsidy	2	2	0	0	0
HCV voucher (tenant or project based) (not dedicated)	24	12	12	0	0
Public housing unit	18	3	15	0	0
Rental by client, with other ongoing housing subsidy	10	2	8	0	0
Housing Stability Voucher	10	1	9	0	0
Family Unification Program Voucher (FUP)	0	0	0	0	0
Foster Youth to Independence Initiative (FYI)	0	0	0	0	0
Permanent Supportive Housing	4	1	3	0	0
Other permanent housing dedicated for formerly homeless persons	1	1	0	0	0
TOTAL	129	29	100	0	0

New as of 10/1/2023: Existing data from Q23c prior to 10/1/2023 has been relocated to Q23d as appropriate.

Q24a: Homelessness Prevention Housing Assessment at Exit

	Total	Without Children	With Children and Adults	With Only Children	Unknown Household Type
Able to maintain the housing they had at project start--Without a subsidy	59	20	39	0	0
Able to maintain the housing they had at project start--With the subsidy they had at project start	13	1	12	0	0
Able to maintain the housing they had at project start--With an on-going subsidy acquired since project start	0	0	0	0	0
Able to maintain the housing they had at project start--Only with financial assistance other than a subsidy	2	2	0	0	0
Moved to new housing unit--With on-going subsidy	6	0	6	0	0
Moved to new housing unit--Without an on-going subsidy	0	0	0	0	0
Moved in with family/friends on a temporary basis	1	1	0	0	0
Moved in with family/friends on a permanent basis	0	0	0	0	0
Moved to a transitional or temporary housing facility or program	5	0	5	0	0
Client became homeless – moving to a shelter or other place unfit for human habitation	1	1	0	0	0
Jail/prison	1	0	1	0	0
Deceased	0	0	0	0	0
Client Doesn't Know/Prefers Not to Answer	0	0	0	0	0
Data not collected (no exit interview completed)	43	2	41	0	0
Total	131	27	104	0	0

Q24d: Language of Persons Requiring Translation Assistance

Language Response (Top 20 Languages Selected)	Total Persons Requiring Translation Assistance	Language Name ¹
367	7	<i>Spanish</i>
175	1	<i>Farsi</i>
180	1	<i>French</i>
Different Preferred Language	6	
Total	12	

New as of 10/1/2023.

¹This lookup is provided by Sage. The CSV upload contains only the response code.

Q25a: Number of Veterans

	Total	Without Children	With Children and Adults	Unknown Household Type
Chronically Homeless Veteran	5	5	0	0
Non-Chronically Homeless Veteran	12	9	3	0
Not a Veteran	796	470	326	0
Client Doesn't Know/Prefers Not to Answer	2	2	0	0
Data Not Collected	4	2	2	0
Total	819	488	331	0

Q26b: Number of Chronically Homeless Persons by Household

	Total	Without Children	With Children and Adults	With Only Children	Unknown Household Type
Chronically Homeless	84	72	12	0	0
Not Chronically Homeless	1,345	387	957	1	0
Client Doesn't Know/Prefers Not to Answer	21	17	3	0	1
Data Not Collected	25	12	12	1	0
Total	1,475	488	984	2	1

HOME Match Report

U.S. Department of Housing and Urban Development
Office of Community Planning and Development

OMB Approval No. 2506-0171
(exp. 12/31/2012)

Part I Participant Identification			Match Contributions for		
			Federal Fiscal year (yyyy) 2024		
1. Participant No. (assigned by HUD)		2. Name of the Participating Jurisdiction		3. Name of Contact (person completing this report)	
5. Street Address of the Participating Jurisdiction 2625 Vermont Ave		4. Contact's Phose Number (include area code) (701) 328-8081			
6. City Bismarck		7. State North Dakota		8. Zip Code 58502-1537	

Part II Fiscal Year Summary

1. Excess match from prior Federal fiscal year	\$	22,410,169	
2. Match contributed during current Federal fiscal year (see Part III. 9.)	\$	1,736,453	
3. Total match available for current Federal fiscal year (line 1 + line 2)			\$ 24,146,622
4. Match liability for current Federal fiscal year			\$ 1,778,904
5. Excess match carried over to next Federal fiscal year (line 3 minus line 4)			\$ 22,367,718

Part III Match Contribution for the Federal Fiscal Year

[illegible]

HOME Program Monitoring Report

ID #	Project	Program	City	Date of Inspection
8744	Community Homes North 19th St	HOME	Bismarck	07/02/2024
9937	Courtyard Apartments	HOME	Rugby	07/08/2025
RP-2023-00	Cove Lane	HOME	Fargo	06/10/2025
4620	Heritage Village	HOME	Milnor	07/17/2024
OME-2023.	Jewel City 1	HOME	Rolla	07/08/2025
9554	LaGrave on 1st	HOME	Grand Forks	07/09/2025
OME-2021-	Lantern Light	HOME	Fargo	09/24/2024
9883	Monterey Apartments	HOME	West Fargo	06/11/2025
8029	New Rockford Twinhomes	HOME	New Rockford	07/30/2025
7136	Northwood Village	HOME	Northwood	07/30/2025
9294	Prairie Pointe	HOME	Gwinner	07/17/2024
OME-2021-	Prairie Ridge Residences	HOME	Fargo	06/11/2025
9057	Riverside Manor	HOME	Grand Forks	07/09/2025
6766	Sheyenne Commons	HOME	West Fargo	09/25/2024
8415	Sundance Commons	HOME	Casselton	06/12/2025
8298	The Aurora at Griggs Square	HOME	Grand Forks	07/09/2025
6750	The Current Apartments	HOME	Grand Forks	07/23/2024

9258	Trails West Townhom es	HOME	Mandan	07/02/2024
9536	Winterland & Winterland I Apartment s	HOME	Grand Forks	07/09/2025
19				